

GOD WANTS US TO TALK TO HIM!



Bible Reference: *Matthew 6*

Date: 8/31/25

Age: 2's/3's

Family Worship

Memory Verse:

"Rejoice always, pray
continually, give thanks"
1 Thessalonians 5:16-18

Big Idea:

**God wants us
to talk to Him!**

Schedule

- Arrival/Attendance/Directed Play.....15 min.
- Clean Up and Gather For Story.....5 min.
- Bible Story.....15 min.
- Craft/Coloring Page:.....15 min.
- Songs/Memory Verse/Prayer.....15 min.
- Snack Time at Tables.....15 min.
- Free Choice Play.....Until pickup

Notes and Reminders

Thank you for serving with the 2-year-olds on Family Worship Sunday! This year, our youngest preschoolers will be learning about prayer during Family Worship. We are so excited for them to learn more about talking to God!



OUTLINE



Arrival/Attendance/ Directed Play 15 min.

Welcome the children and mark them as present on the attendance sheet on the clipboard by the door. Set up on or both of the activities and introduce the children to the lesson through these activities. Encourage all of the kids to participate and play together.

Praying in Color

- Distribute the prayer drawing paper and crayons or markers to the children. Explain that God loves us and cares for the things that are important to us. He wants us to tell him when we are happy and when we worry about these things. Encourage the children to draw a picture of something that they want to pray for and tell God about. Give the children some time to color, then ask them about what they put in their picture. If you are able ask the children at their tables, instead of in front of the whole group.

Can I Pray About It? Game

- Take the “Can I Pray About It?” Cards out of the bin and bring all the children to the center of the room. Explain that you will show them cards with different emotions on them. Tell the children to stand by the window if they can pray about the feeling and to stand by the opposite wall if they can’t. Read the first card and allow the children to move. After everyone is done moving, tell the children that they can pray about that feeling! (Each feeling can be prayed about). Before reading the next card, have the children join you in the middle again so that they can see the card.

Clean Up and Gather for Story 5 min.

Invite the children to begin cleaning up toys and putting away their activities at 9:10. Then remind them to meet at the carpet for Bible story time. Remind the children that we are going to do our best to be good listeners.





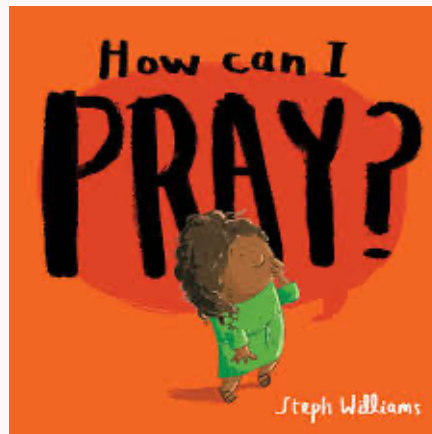
Bible Story

15 min.

While today's lesson is based on *Matthew 6*, we will read the book "How Can I Pray?" by Steph Williams, which is found in your bin. This book gives the context and truth of today's passage while using words and phrases that are easier for our two and three year olds to understand. As you read, try to help the kids interact with the story by asking questions.

Sample Questions

- Is it more important for other people to hear us pray or God to hear us pray? (For God to hear us)
- Does praying make us good? (No, Jesus makes us good!)
- Why is it important to pray to God? (Because we are asking him to help us!)



Craft/Coloring Page

15 min.

After the story, have the children go to their tables and prepare for a craft to go along with the lesson. Our **BIG IDEA** of the week is: God wants us to talk to Him!



//////

Distribute the Lord's Prayer coloring wheels to each child and place markers or crayons on each table. Show the children how to spin the wheel to be able to color each picture on the second layer. As the children color talk about the meaning of each picture.



Songs/Memory Verse/Prayer

15 min.

Prayer

- Say the Lord's Prayer phrase by phrase, and have the children repeat after you.
 - Our Father in heaven,
 - hallowed be your name,
 - your kingdom come,
 - your will be done,
 - on earth as it is in heaven.
 - Give us today our daily bread.
 - And forgive us our debts,
 - as we also have forgiven our debtors.
 - And lead us not into temptation,
 - but deliver us from the evil one.
 - For yours is the kingdom and power and glory Forever,
 - Amen
- //////



Songs

- Use the remote on the counter to play music from this week's selection on the TV.

Memory Verse

- Say the verse together using motions
 - Rejoice always (Wave hands in the air)
 - Pray continually (praying hands in front of your chest)
 - Give Thanks (shake someone's hand)

Snack Time at Tables

15 min.

Prior to serving the snack have the children use hand sanitizer before choosing a seat at the table. Each child will have veggie straws on a napkin and a small cup of water. **NOTE:** some children with allergies will have their own snack or drink...parents usually remind shepherds of this at drop off. If a question, please contact Kid Min Staff in hallways. Thanks.

While the children are eating their snack, please read a read-aloud book that is in the bin labeled Read Aloud book for snack time.

Free Choice Play

Until Pickup


Once the snack and read aloud are finished, the children may choose free play until their parents come to pick them up.

At dismissal, please make sure to check the child's tag number to match the parent's tag. Have the children take home any papers from their bin. Finally, check them off the attendance as being picked up (the last column for the date).

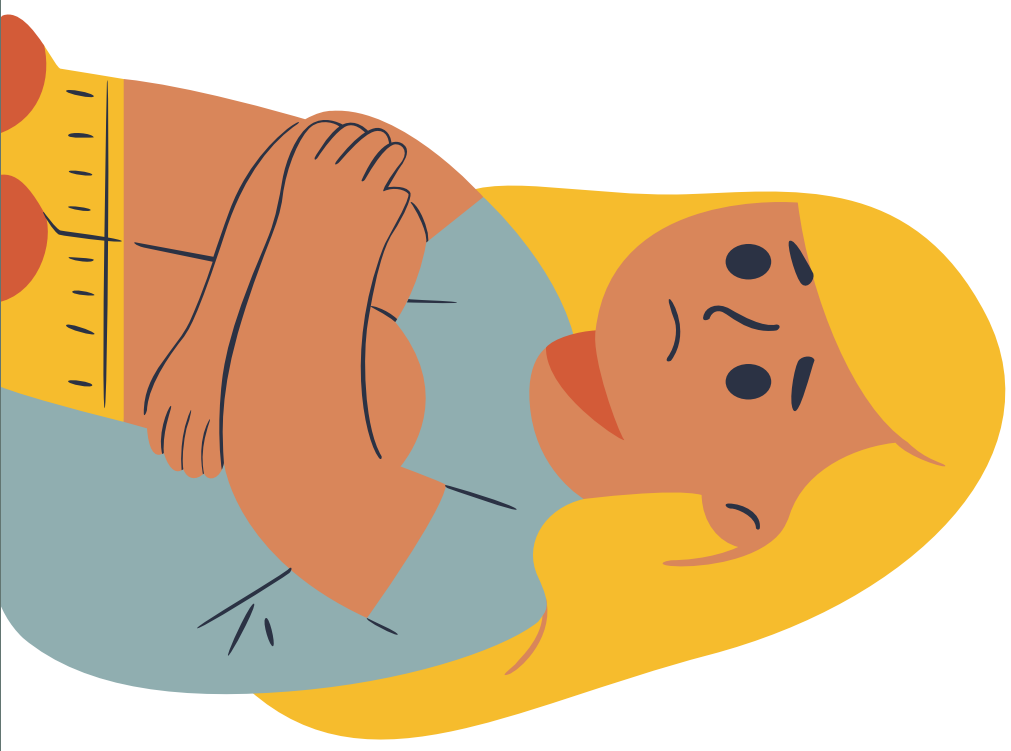
Thanks so much for shepherding the little ones this week. We appreciate you!



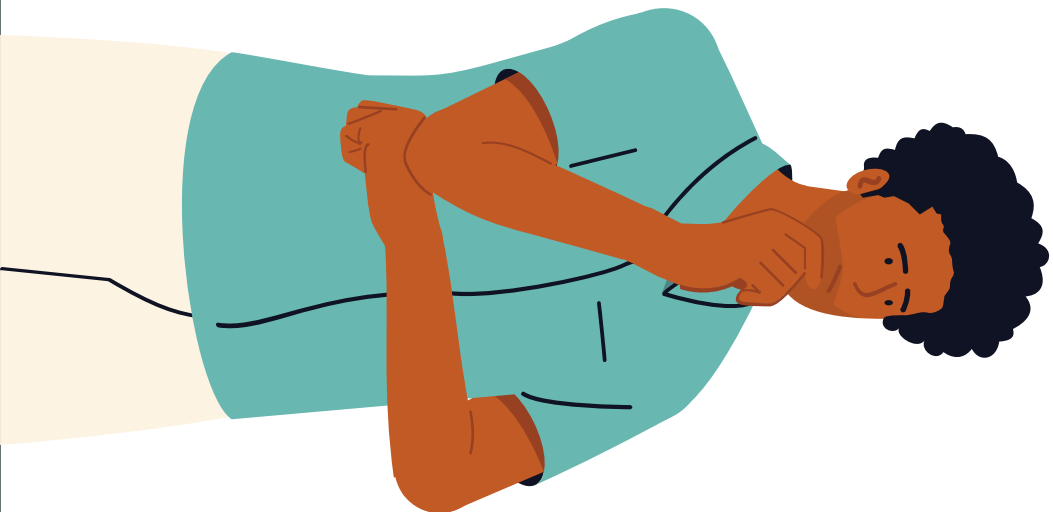
I am praying for...




I am happy!
Can I pray about it?



I am sad.
Can I pray about it?



**I am confused.
Can I pray about it?**




**I am thankful!
Can I pray about it?**



I am excited!
Can I pray about it?



I am nervous.
Can I pray about it?



I am content!

Can I pray about it?



I am mad.

Can I pray about it?

