

SOLOMON'S SIN DIVIDES THE KINGDOM



Bible Reference: 1 Kings 10-12

Date: 8/24/25

Age: 2's/3's

2nd Service

Memory Verse:

"People look at the outward appearance, but the Lord looks at the heart." 1 Samuel 16:7b

**God Is...
OUR
ETERNAL
KING**

Schedule

- Arrival/Attendance/Directed Play.....10:40-11:05**
- Clean Up and Gather For Story.....11:05-11:10**
- Bible Story.....11:10-11:25**
- Craft/Coloring Page;.....11:25-11:35**
- Songs/Memory Verse/Prayer.....11:35-11:50**
- Snack Time at Tables.....11:50-12:05**
- Free Choice Play.....12:05-12:15**

Notes and Reminders

This is our last Summer Sunday of 2025! Thank you so much for your willingness to serve the children of LEFC this summer! As we prepare for the fall, would you continue to pray with us that God will continue to help the children in our church know Him better each day?



SUMMER SUNDAYS 2025

OUTLINE



Arrival/Attendance/ Directed Play 10:40–11:05

Welcome the children and mark them as present on the attendance sheet on the clipboard by the door. Set up the 3 activities and introduce the children to the lesson through these activities. Encourage the kids to participate in all 3 activities as they play together. You may need to ask the kids to come to the different areas so all of them have the opportunity to participate

Find Sets of Ten

- Gather a total of 4 to 5 sets of 10 objects such as crayons, small blocks, people figures, etc. from your classroom. Two different items will be in your bin. Place the sets of 10 objects in a container and mix them up. Place the container on the floor. Place the posterboard with the circles labeled 1–10 on the floor next to the container. Guide them to remove an item and place it in a circle. Suggest they find the remaining 9 like items and place them in the corresponding circles. When the circles are filled with the like items, lead preschoolers to count the 10 items. Repeat the game as time allows, finding sets of other items.
- Say: Solomon's servant Jeroboam was walking down a road. He met a prophet. The prophet told Jeroboam that God was going to let Solomon and his family keep a small part of the kingdom, but Jeroboam would get the bigger part—10 tribes. Jeroboam ruled over the Northern Kingdom of Israel. Solomon's son only ruled over the Southern Kingdom of Judah.

Sensory Bin- Separating the Kingdoms

- Place the 2 yellow numbers and the 10 blue numbers in the red, free-standing sensory bin. Hide them in the crinkled paper. Ask a few children at a time to come to the sensory bin to dig for the cardstock numbers. Remind the children they may not throw the crinkled paper out of the bin. Explain that the blue numbers are from 1 to 10 and represent one large kingdom. The yellow numbers are 1 and 2 and represent the smaller kingdom. Lay the numbers on the table so they can see that there are more blue numbers than yellow numbers: larger kingdom verses smaller kingdom. When all the children have tried to find the numbers, place the lid back on the bin. Note: The numbers were also used first service and will be in the bin or on the counter for you.
- Say: Because King Solomon sinned, his kingdom is divided into two kingdoms and his son got the smaller kingdom. You divided the numbers into two kingdoms. The blue kingdom is larger than the yellow kingdom.





Clean Up and Gather for Story

11:05–11:10

Invite the children to begin cleaning up toys and putting away their activities at 9:10. Then remind them to meet at the carpet for Bible story time. Remind the children that we are going to do our best to be good listeners.


Bible Story

11:10–11:25

Beanbag Feeling Pass

- Lead children to sit spread apart in a circle on the floor. Pass a bean-bag around the circle. When you call, “Stop!” instruct the child holding the beanbag to show or tell how they are feeling today. Encourage children to make a face or say a word expressing an emotion before passing the beanbag to the friend next to them. Replay as time permits, being sensitive to children who may not be comfortable with sharing

Solomon’s Sin Divided the Kingdom

- King Solomon was the richest and wisest king on earth. He loved God, but Solomon still made wrong choices. Solomon worshiped false gods. He built altars on the hill outside the city. This made God angry. God said to Solomon, “Since you have done this, I will take away the kingdom from you. You will be king the rest of your life, but when your son becomes king, he will only be king over one tribe.” Solomon had a servant named Jeroboam (jer uh BÖH uhm). One day, Jeroboam was walking down the road when he met a prophet, a person who got a message from God and then told it to people. The prophet took off his coat and tore it into 12 pieces. The prophet gave Jeroboam 10 of the pieces. He said, “God is going to take the kingdom away from Solomon. God will let Solomon and his family keep a small part, but you will get the bigger part—10 tribes.” When Solomon died, his son Rehoboam (ree huh BÖH uhm) became king. The people did not want a king like Rehoboam. He was very mean to them. So they made Jeroboam king. Now the kingdom of Israel was divided. Jeroboam ruled over the Northern Kingdom of Israel. Solomon’s son only ruled over the Southern Kingdom of Judah.
- 

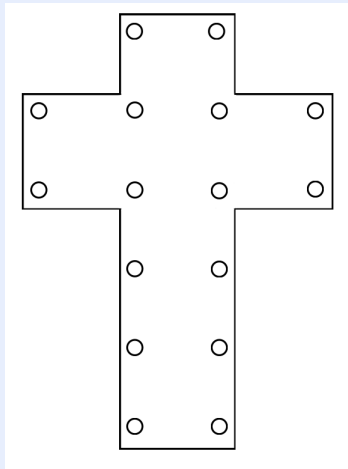
Craft/Coloring Page

11:25-11:35

After the story, have the children go to their tables and prepare for a craft to go along with the lesson. Our **BIG IDEA** of the week is: God is **OUR ETERNAL KING!**

Lacing Cross

- Distribute a paper cross and a piece of string to each child. Show the children how to use the end of the string wrapped in tape to pull the string through each hole one by one to lace the string. Assist any children who need help. If a child finished lacing early, or becomes frustrated, place crayons and markers on the table for them to color their cross. When children are finished, help them to place the cross in their bin to take home.



Songs/Memory Verse/Prayer

11:35-11:50


Pray

- Thank God for sending His Son, Jesus, to be our perfect King. Ask God to help us keep Him most important in our lives.

Sing to the tune of "The Farmer In the Dell":

"The Lord is a kind God. The Lord is a kind God.

I'll clap my hands and praise His name. The Lord is a kind God."



Sing to the tune of “For He’s a Jolly Good Fellow”:
“King Jesus brings people together (repeat 3 times)
For He is a loving God.”

Use the remote and directions on the counter to play this week’s videos!

Memory Verse

- Use the memory verse poster or the verse printed on the front of your lesson. Say the verse once then ask the children to repeat it after you several times. Each time the children repeat the verse have them say it in a fun way (i.e. really loud, whisper, a mouse voice, a whale voice, etc.)

Snack Time at Tables

11:50–12:05

Prior to serving the snack have the children use hand sanitizer before choosing a seat at the table. Each child will have veggie straws on a napkin and a small cup of water. **NOTE:** some children with allergies will have their own snack or drink...parents usually remind shepherds of this at drop off. If a question, please contact Kid Min Staff in hallways. Thanks.

While the children are eating their snack, please read the read aloud book that is in the bin labeled Read Aloud book for snack time. Thanks.

Free Choice Play

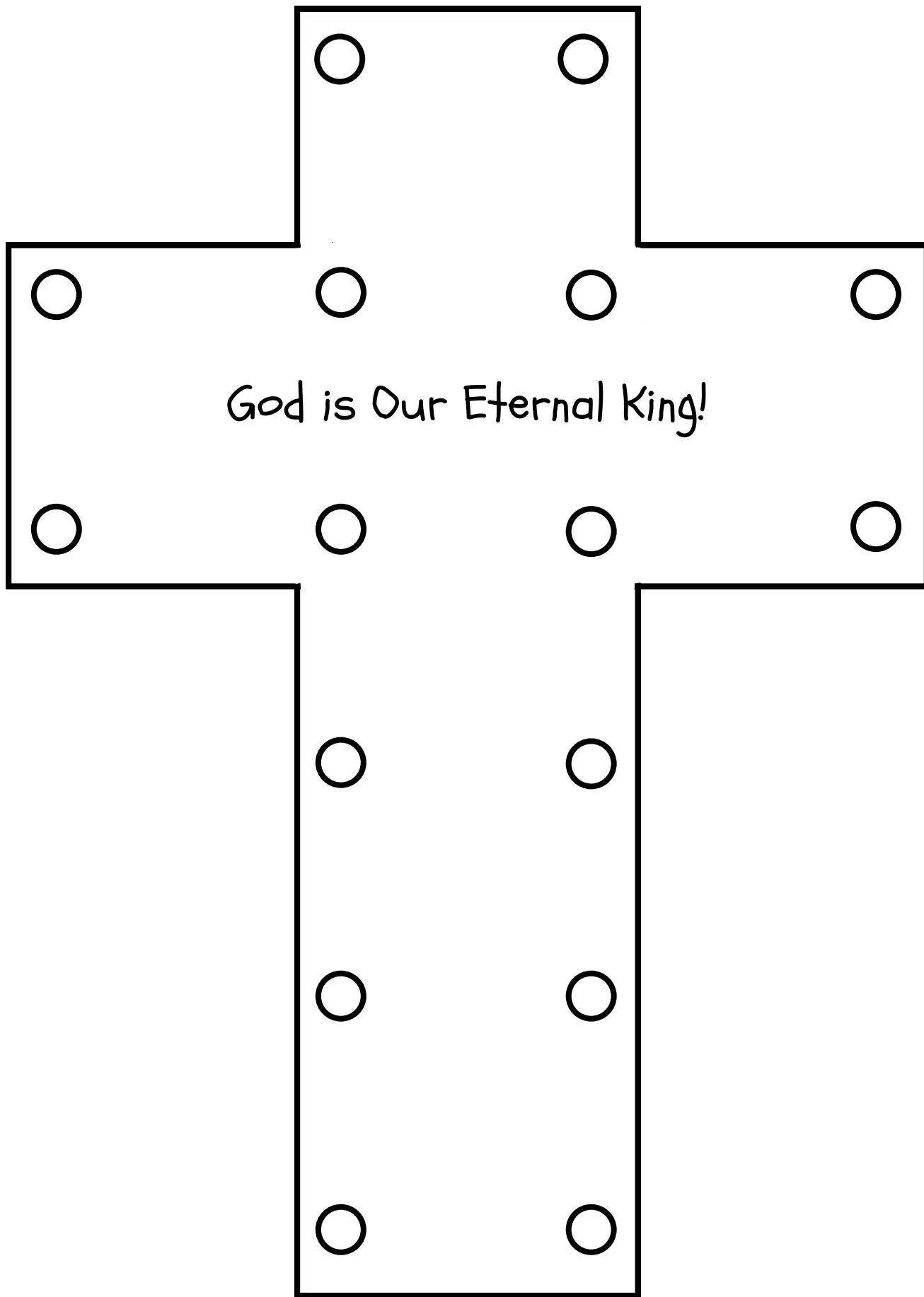
12:05–12:15

Once the snack and read aloud are finished, the children may choose free play until their parents come to pick them up.

At dismissal, please make sure to check the child’s tag number to match the parent’s tag. Have the children take home any papers from their bin. Finally, check them off the attendance as being picked up (the last column for the date).

Thanks so much for shepherding the little ones this week. We appreciate you!





GOD IS OUR ETERNAL KING!

