

Hi, da ▾ | Sign Out | Help

Make Y! Your Homepage

Yahoo! Mail

My

Search

Web Search

MOVIES DVD MY MOVIES

In Theaters Showtimes & Tickets Coming Soon Holiday Movies Trailers & Clips News Box Office Movie Talk

Search All Movies

MOVIES SEARCH

Trending Now: Deathly Hallows Green Lantern Burlesque Tangled Faster

Movie News & Gossip

How to Throw a 'Harry Potter' Hogwarts-Themed Dinner and a Movie Party

By **Kala Ambrose**, Yahoo! Contributor Network
Contribute content like this. [Start Here](#)
Wed Nov 17, 2010, 1:46 pm EST

Comments Share Buzz up!

On Friday November 19th, 2010, "[Harry Potter and the Deathly Hallows, Part One](#)" will hit the silver screen. This is a grand occasion to gather your favorite witches and wizards and celebrate Hogwarts style.

Here are some tips on how to throw a hit Potter Party!:

1. Make an Event and an Evening of It

Break the party up into two locations, the first being your home and the second a designated time later that evening when you and your guests will travel to the theater to see the "Harry Potter" movie together.

2. Set the Tone with the Invitation

I have two favorite invitations for a Harry Potter party. One is easy (a train ticket) and the other a bit more elaborate (send the message by owl).

A Hogwarts train ticket is quickly made using black and white scrapbooking paper. Cut a rectangular square out of the black paper. Then glue a slightly smaller size white paper on top of the black paper on both sides. Write the word **TICKET** in all caps on the side and in the middle, write Platform 9 $\frac{3}{4}$. On the backside of the paper, include the details of your party. Pop the ticket into an envelope and mail out to your friends.

To send the message by owl, purchase small owl stuffed animals, found in toy, party, and novelty stores. Write your invitation on a piece of paper and roll the paper up into a scroll. Tie the scroll with a ribbon and attach to the owl. Place the owl into a box and ship to your guests. It will be an invitation they never forget.

3. Create the Hogwarts Experience for your Guests

Count how many guests are attending your party and write equal numbers of each of the four Hogwarts houses *Griffindor*, *Ravenclaw*, *Slytherin* and *Hufflepuff* on small individual pieces of paper. Fold these papers in half and place them in a bowl.

Latest News

- ['Watchmen' Star Malin Akerman To Replace Lindsay Lohan In Porn Biopic](#)
- [Hollywood insiders gather to honor slain publicist \(AP\)](#)
- [Mandy Moore, Zachary Levi get all "Tangled" up \(Reuters\)](#)
- [Malin Akerman to Replace Lindsay Lohan in 'Inferno'](#)
- ['Harry Potter' leaps to \\$125.1M debut weekend \(AP\)](#)
- [Nicole Kidman to Receive SBIFF's Vanguard Award](#)

[More News »](#)

The Hollywood Reporter

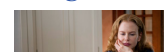
Malin Akerman to Replace Lindsay Lohan in 'Inferno'

It didn't take long for Lindsay Lohan's replacement for the Linda Lovelace biopic, *Inferno*, to be announced.

..

[More »](#)

Nicole Kidman to Receive SBIFF's Vanguard Award



Oscar winner Nicole Kidman will be honored

Next, purchase red, yellow, green and blue fabric along with felt squares of gold, silver and black. Cut the fabric into long strips to create Hogwarts scarves. Then cut the felt squares into thin strips and glue the strips onto the scarves to make stripes. The designs for the scarves should follow the Hogwarts guidelines for each house. Gryffindor house is a red scarf with gold stripes, Ravenclaw is blue with silver stripes, Slytherin is green with silver stripes and Hufflepuff is yellow with black stripes.

Arrange a table in the entry area of your home with a witch's hat in the center to represent the Hogwarts Sorting Hat. Place the scarves on the side of the table and set the bowl with the paper slips of the four houses of Hogwarts in front of the hat. As each guest enters your home, welcome them to Hogwarts. Explain that they will be now be sorted into their house and invite them to draw a paper from the bowl in front of the Sorting Hat. As they are "sorted" into their house by their selection, give them the appropriate house scarf to wear for the evening.

4. Dinner at Hogwarts

A great recipe for a British dinner party Hogwarts style, is Shepherd's Pie. You can inexpensively purchase ramekin's (small white bowls) to create individual shepherd's pies for each of your guests. These can be prepared in advance and then placed in the oven to bake before guests arrive. Cupcakes topped with a flavored jellybean to simulate Bertie Bott's beans provide an easy and fun option for dessert.

For added fun, set up a Potions Table with a wide variety of cocktail mixes and liquors and invite your guests to mix their own potions and libations.


5. Let the Games Begin

Create a "Harry Potter" trivia game for your guests to play. Before the game begins, pass the now empty sorting bowl around the room, asking that each person place \$5 into the bowl. Next, separate the groups into Hogwarts house teams according to the scarves of the houses they wear. Announce that the house team which wins the trivia game, wins free tickets to the "Harry Potter" movie that night, along with snacks, all of which are paid for from the money dropped by each person into the sorting bowl.

Once the game is over, it's time to wrap things up and head everyone off to the theater to enjoy Part One of "Harry Potter and the Deathly Hallows." While sitting in the theater waiting for the film to start, have each person write their name on their ticket stub and place the tickets into an empty cup. Shake the cup well and ask someone to draw a ticket. The person's name drawn has then been sorted to throw next year's Potter Party for the group before the premiere of "Harry Potter and the Deathly Hallows, Part Two." Enjoy!

Note: This was written by a Yahoo! contributor. Join the [Yahoo! Contributor Network](#) to start publishing your own articles.

[See More Yahoo! Contributor Network Stories](#)



on Feb. 5 with the Cinema Vanguard Award at the 26th [Santa Barbara International Film Festival](#), happening Jan. 27 through Feb. 6.

..

[More »](#)

'Deathly Hallows' Nabs \$205 Mil Over Five Days to Claim No. 1 Spot Overseas



He's back again -- flying high lower down the home stretch on the foreign theatrical circuit, but handily claiming the No. 1 box office perch.

..

[More »](#)

Get More Entertainment News from



More Stories

[Chicago Indie & Foreign Scene: Sing, Drink, & Be... Pursued by Zombies?](#)

Fri Nov 19 18:54, 2010 PST

[A Fan Ponders Whether or Not the Later 'Harry Potter' Stories Are Too Dark for Children](#)

Fri Nov 19 12:35, 2010 PST

[Film Screenings in Los Angeles from November 22nd to the 28th, 2010](#)

Fri Nov 19 12:35, 2010 PST

[The Premier Scene of 'Harry Potter and the Deathly Hallows Part 1' in Erie, PA](#)


Fri Nov 19 12:34, 2010 PST

[Harry Potter Film Locations](#)


Fri Nov 19 12:33, 2010 PST

Provided by **YAHOO!** CONTRIBUTOR NETWORK

Photo Collections (10)



[Harry Potter's Magical](#)



Creatures (14 photos) - 11/18/10

[More Photo Collections »](#)

Top Trailers & Clips

'Harry Potter' Trailer
[Play Trailer](#)

'The Tourist' Trailer
[Play Trailer](#)

'The Social Network' Trailer
[Play Trailer](#)

[More Trailers & Clips »](#)

Red Carpet Photos (10)

'Love & Other Drugs' NYC Screening (10 photos) - 11/17/10

[More Red Carpet Photos »](#)

Celebrity Photos from **omg!**



2010 American Music Awards (32)



Happy Birthday to.... (17)



Celebrity Rumor Mill (12)



What Were They Thinking?! (11)

[Visit omg! »](#)

ADVERTISEMENT

YAHOO! MOVIES

- Movies Home
- In Theaters
- Showtimes & Tickets
- Coming Soon
- Top Rated
- Trailers & Clips
- News
- Box Office
- DVD & Video
- My Movies
- Help

ALSO ON YAHOO!

- Autos
 - Finance
 - Games
 - Groups
 - Health
 - Hot Jobs
 - Mail
 - Maps
 - Movies
 - Music
 - My Yahoo!
 - News
 - Shine
 - Shopping
 - Sports
 - omg!
 - Travel
 - TV
- [All Yahoo! Services](#)

THINGS TO DO

- Browse Movies Database
- Subscribe to RSS Feeds
- Get Movies on your Cellphone
- Add Movies to Messenger