

**SOUTH RIVER SCIENCE TEAM
APRIL 26, 2011 MEETING
FINAL AGENDA**

Time	Topic	Presenter
8:30	Welcome, Introductions	Don Kain
8:45	Eco-study Field Schedule	Greg Murphy
9:15	South River Conceptual Model Update	Nancy Grosso
9:45	Waynesboro STP Upgrade	Audra Sandridge
10:15	Break	
10:30	Update on University of Waterloo Studies	Rich Landis
11:00	Amendment Pilot Update	Ceil Mancini
11:30	Additional Floodplain Sampling	Ceil Mancini
12:00	Lunch - provided	
1:00	Geomorphology Update	Jim Pizzuto
1:30	South River Nutrient Study, Waynesboro	Robert Brent
2:00	Outreach Proposal – JMU Promotores Program	Susannah Lepley
2:30	Wrap-Up, Action Items, Next Meeting	All
3:00	Adjourn	

Phone Call-in: 800-725-9697, pin 7412854

Web connection information (for remote viewing of presentations during meeting) on next page.

Directions for AT&T Webmeeting

Click here: <https://connect.uc.att.com/dupont/meet/?ExEventID=87412854>


OR Go to <http://www.connectmeeting.att.com>

Enter **Meeting Number 8007259697, Code 7412854**, your email address, and name.

Click Submit.

Click “Participant” on next screen.


You will then see this screen:

Address  <https://connect.uc.att.com/dupont/application/EventEntry/EventEntry.asp>

AT&T Connect


Select AT&T Connect Software

Select the type of AT&T Connect client software you want to use to connect to this Event



Participant Application (Recommended for all - Required for Host)

A Windows-based application with all available AT&T Connect features - including features required by the meeting's Host.
To use this option, you must be running the Windows operating system on this computer, and be able to download and install applications.



Web Participant Application

A browser-based application with some feature limitations.
Use this if you are running on a Macintosh or Linux platform, or if you are not able to install software on your Windows computer.

The first option will download and install a small client app and then take you to the meeting. If you don't want to do this, or if you have a non-Windows PC, click the second option. That will also take you to the meeting. You can ignore (close) the “Telephone Connection Instructions” dialog that initially comes up.

When you are in the meeting, you may want to enlarge the shared content. Click the “Enlarge” button in the web based app or the “Whiteboard” button in the client app.

If you want to download and install the client app, suggest you do this ahead of time. You can go to the web address above and click on the Downloads button on the left and follow the instructions for downloading and installing the app.