

MAKE A gratitude gift jar



COUNT HIS GIFTS. COLLECT THEM IN A JAR.
COUNT ALL THE WAYS HE LOVES.

Let this simple act of gratitude transform your one and only beautiful life.

GATHER THE *supplies:*

- a jar of your choice (*large mason jars work great*)
- blank paper of your choice to cut into 1" x 3" strips (*copy paper, construction paper, scrapbook paper, etc.*)
- the following pages, printed
- twine or ribbon
- a hole punch
- a pen
- a small hook (*Command hooks work well*)
- a hot glue gun (*optional, if needed to attach the hook*)

"IT'S THOSE WHO COUNT
GIFTS WHO REALIZE:
YOU COUNTER APATHY
BY COUNTING THE
GOOD WAYS OF GOD.
COUNT BLESSINGS &
YOU ENCOUNTER THE
ONE WHO CAN ALWAYS
BE COUNTED ON."

-Ann Voskamp,
One Thousand Gifts

There is always, always,
always
something to be thankful for.

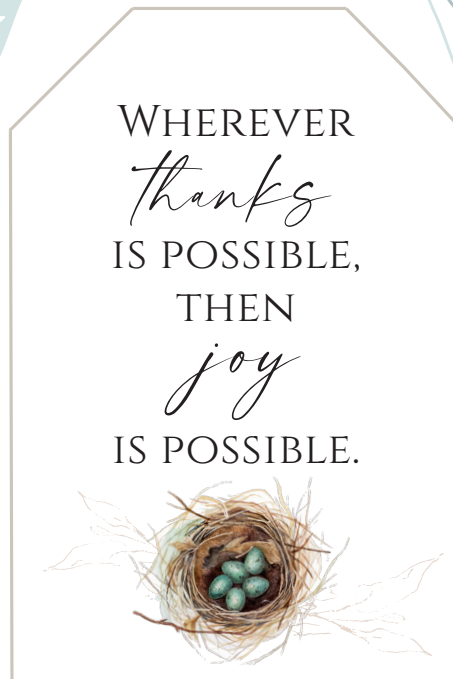
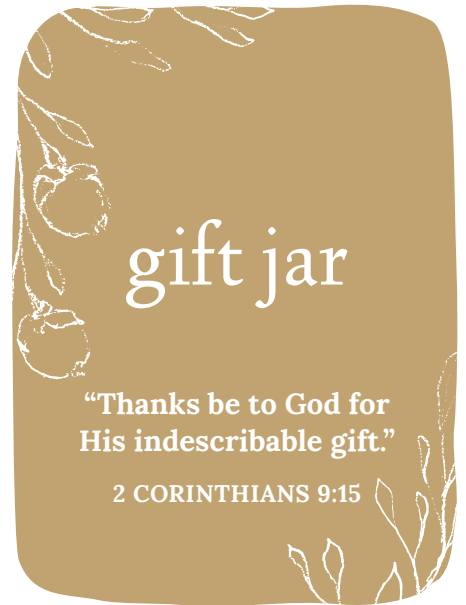
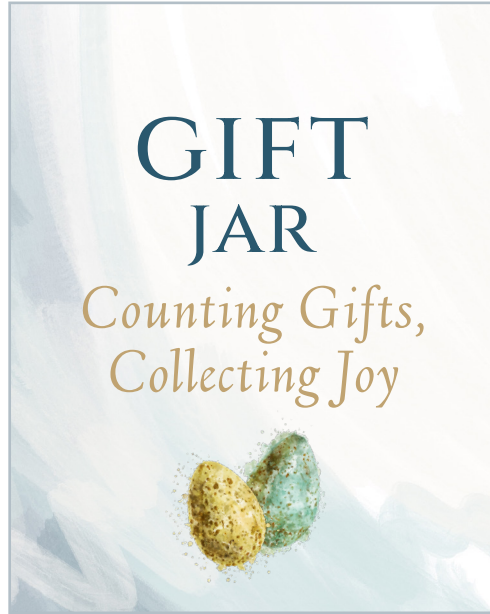
MAKE THE *jar:*

- print & cut out the gift prompts & tags from the following pages
- cut some blank paper into 1" x 3" size strips (*you will write the things you are grateful for—grace gifts—on these strips*) or print and cut out the blank strips provided.
- *optional:* attach a hook to the side of your jar
- attach a tag to your jar using twine or ribbon. (*or get creative & decorate your jar any way you choose!*)
- mix the strips of gift prompts with the blank strips of paper and either set them in a bowl beside your jar, or if you chose to add a hook onto your jar, simply punch a hole in the end of each strip and hang them on the hook for easy access.
- place a pen near your jar so you are always ready to count His gifts, count all the ways He loves, & count it all joy, throughout all your days!



























GIFT JAR *Tags*

Print & cut out your favorite tag to put on your Gratitude Jar.
Attach the tag with twine, or glue to the front of your jar.



GIFT *prompts*

Use these prompts to help you count His gifts & fill your jar with gratitude for all the ways He loves.

	A GIFT OF KINDNESS:
	A GIFT SMALL:
	A GIFT LARGE:
	A GIFT OF HOPE:
	A GIFT REMEMBERED:
	A GIFT WORN:
	A GIFT EATEN:
	A GIFT HANDMADE:
	A HARD EUCHARISTEO:
	A GIFT GROWING:
	A GIFT FOUND IN CHRIST:
	A GIFT WITH LAUGHTER:
	A GIFT FOUND IN MUSIC:
	A GIFT FOUND IN A BOOK:
	A GIFT UNEXPECTED:
	A GIFT UGLY-BEAUTIFUL:
	A GIFT GIVEN:
	A GIFT OUTSIDE:
	A GIFT WITH A SMILE:
	A GIFT FOUND IN LIGHT:
	A GIFT FOUND IN THE DARK:
	A GIFT FOUND IN COMMUNITY:
	A GIFT PRAYED FOR:
	A GIFT SHARED:

print & cut out each strip



ADDITIONAL *blank strips*



print & cut out each strip

Write down the things you're grateful for & count all the ways He loves!

