

Fw


SERIES



The nice interrelation of
Hi-technology and
Human sensibility.
This is the main theme of
Pegasus new products.

***The shape of the machine makes all the difference.
So easy to use to get such a perfect finish!***

The FW Series is the specialist in covering small cylindrical goods and provides precise seams that feel gentle and easy. The slender bed reaching toward the front edge is most suitable for covering small goods and provides excellent ease of operation. It takes the dogged pursuit for quality by Peagusus for the FW Series to happen. The FW Series is the one you can count on.





Easy-to-operate small circumference cylinder bed

Most suitable for covering operations on seams of small cylindrical goods such as sleeve seams, sleeve openings or neck with preattached rib knit of sweat shirts, side seams of sweat pants, etc.

Provides accurate covering Equipped with the easy-to-adjust needle plate fabric guide


The garments can be guided more easily and securely due to the fabric guide mounted on the needle plate, adjustable according to the thickness of the material(2.0mm - 4.0mm).

- Equipped with HR device
- Differential feed adjustment lever
- Stitch length adjustment crank



***The shape of the machine makes all the difference.
So easy to use to get such a perfect finish!***

The FW Series is the specialist in covering small cylindrical goods and provides precise seams that feel gentle and easy. The slender bed reaching toward the front edge is most suitable for covering small goods and provides excellent ease of operation. It takes the dogged pursuit for quality by Peagsus for the FW Series to happen. The FW Series is the one you can count on.





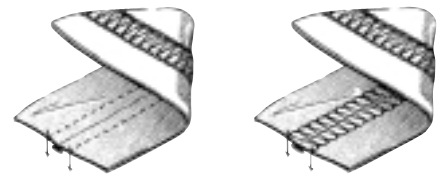
Choosing the subclass that best matches each specific need of application

The FW Series are available in a variety of subclasses. You can choose the one that will best meet your needs.




FW603F For flattening out

Most suitable for covering operations on medium to heavy weight fabrics such as sweatwear, training wear, etc. Overlock seams are flattened out. (The presser foot fabric guide is a fixed type.)



FW603G For folding over


Most suitable for covering operations on light to medium weight fabrics such as T-shirts, high-neck sports shirts, ladies' blouses and similar garments that touch the body directly. The presser foot fabric guide is adjustable to smoothly fold over overlock seams to the left.





FW204A For attaching folded tape (with binder)

For attaching tape to the left shoulder, rear of neck opening on the back, and right shoulder on T-shirts and similar garments. The small circumference cylinder bed provides enough working space, therefore tubular and cylindrical goods can be handled easily.



*UT with an air blowing type top cover thread wiper.

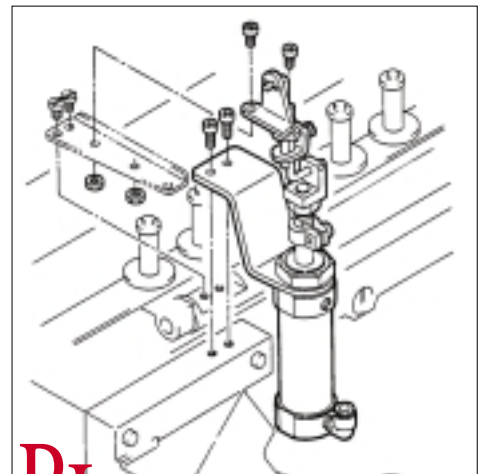
UT Underbed thread trimmer

Eliminates the tedious job of trimming the needle and looper threads. All you have to do is press the treadle with your heel, thus increasing machine efficiency. Two types, electric and pneumatic, are available. (An air blowing type top cover thread wiper is optional for the UT with a top cover thread wiper.)



GF Automated elastic/tape feeder

Feeds elastic/tape as required. The feeding amount is adjustable depending on elasticity of fabrics. Two types of feeding method are available. (Vertical or horizontal feeding)



PL Presser foot lift

Pressing the treadle with your heel lifts the presser foot. Electric or pneumatic operation is available.

FW Series

FW **6** **03** **F** **B** x **2** **40**



1 Top cover thread

FW⁶03 : For interlock stitch with top cover thread
 FW²04 : For double chain stitch

2 Applications

F For flattening out overlock seams on medium weight fabrics
G For folding over overlock seams on light weight fabrics
A For attaching folded tape (with binder)

3 Needle plates

B For standard stitch length
 (1.8mm - 2.3mm)
C For coarse stitch length
 (more than 2.5mm) required for
 stretch on needle threads

| Application | Subclass | | | Number of needles | Number of threads | Needle space (mm) | Stitch length (mm) | Diff. feed ratio | Presser foot lift (mm) | Max speed (rpm) | |
|-------------------------------------|----------|-----|---|-------------------|-------------------|-------------------|--------------------------------|------------------|------------------------|-----------------|-------|
| | 1 | 2 | 3 | | | | | | | | |
| Covering | FW | 603 | F | B | 2 3 | 4 5 | 3.2, 4.0, 4.8, 5.6 5.6, 6.4 | 4.1 | 0.8 - 1.4 | * 7 - 8 7 | 4,500 |
| | | | G | B | 2 3 | 4 5 | 4.0, 4.8, 5.6 5.6, 6.4 | | | * 7 - 8 7 | |
| | FW | 603 | F | C | 2 | 4 | 4.8, 5.6 | 4.1 | 0.8 - 1.4 | * 7 - 7.5 | 4,500 |
| | FW | 603 | G | C | 2 | 4 | 4.0, 4.8, 5.6 | 4.1 | 0.8 - 1.4 | * 7 - 8 | 4,500 |
| Attaching folded tape (with binder) | FW | 204 | A | | 2 | 4 | 6.4 | 4.1 | 0.8 - 1.4 | 7 | 4,500 |


* Foot lift changes depending on needle space

| | | | |
|------------------------|----------|-----|----------|
| Needle space (mm) | 3.2, 4.0 | 4.8 | 5.6, 6.4 |
| Presser foot lift (mm) | 8 | 7.5 | 7 |



PEGASUS SEWING MACHINE MFG. CO., LTD.

5-7-2, Sagisu, Fukushima-ku, Osaka 553-0002, Japan
 Phone:(06)6458-4739 Telefax:(06)6454-0867



The specification and/or appearances of the equipment described in this catalog are subject to change because of modification without notice.