



**CONSEW** Since 1898®

# MODELS BS143P / BS243P BS170 / BS805R BS860 / BS860W


## SPECIAL PURPOSE BLINDSTITCH MACHINES For SPECIAL OPERATIONS




Model BS143P



Model BS860



Model BS170



Model BS805R

For Wet Suits -

Model BS143P

For Felling Waistbands -

Model BS805R

For Belt Loops

9/32" to 3/8" wide -

Model BS860

13/32" to 9/16" wide -

Model BS860W

For Felling Coat

Bottoms, Sleeves -

Model BS170

One Thread Chainstitch  
Stitch Type 103

Two Thread Lockstitch  
Stitch Type 301 (306)

**BLINDSTITCH**

# Models BS143P/BS243P/BS170/BS805R/BS860/BS860W

## FEATURES & APPLICATIONS

### MODEL BS143P

For Felling Wet Suits, Surf-Rider Suits and other Neoprene and Rubber Products. Special small diameter (1 9/16" - 40mm). Movable Cylinder Arm with Endless Transport Band Type Feeding Mechanism. Variable Stitch Length and Needle Penetration Adjustments. 1 to 1 Stitch Ratio. 1-thread Chainstitch.

### MODEL BS243P

2-thread version of the BS-143P. Provides safety stitch and ornamental stitch.

### MODEL BS170

Two-thread Lockstitch / Blindstitch Machine for Felling of Superior Quality of Bottoms and Sleeve Linings on Suit, Jackets, Coats and other Wearing Apparel. Two-thread lockstitch cannot unravel - assures protection from loosening threads. 1 to 1 and 2 to 1 Skipstitch.

### MODEL BS805R

This model is designed specifically for Felling Waistbands on Trousers, Slacks and Pants and and Felling Bands on Curtains and Drapes. 1 to 1 Stitch Ratio. 1-thread Chainstitch.

### MODEL BS860

Specially fitted Blindstitch Machine for producing Belt Loops 9/32" to 3/8" (7mm - 9mm) wide. Adjustable Stitch Length and Needle Penetration. 1 to 1 Stitch Ratio. 1-thread Chainstitch.

### MODEL BS860W

Same features as Model 860, but for Belt Loops with a finished width from 13/32" to 9/16" (10mm - 15mm) wide. 1 to 1 Stitch Ratio. 1-thread Chainstitch.

## SPECIFICATIONS

MODEL #: BS...	143P	170	805R	860/860W
SPEED (MAX.)*	2500	2200	3000	2500
STITCH LENGTH	3-8 mm	3-8 mm	3-8 mm	3-8 mm
NEEDLE TYPE	LWX6T	LWX6T	LWX6T	LWX6T
HOOK	N/A	H1E-170	N/A	N/A
STITCH RATIO	1:1	1:1 & 2:1	1:1	1:1
STITCH TYPE	103	301 (306)	103	103
WORK PLATE	Non/Puller	Swing Type	Swing Type	Fixed Plate

### NOTE ON VERSIONS:

All of these machines are available in Two-Thread, Chainlock Stitch version (except for model BS-170)

\* Speed depends on thread, material and operation.

## PARTIAL LIST OF AVAILABLE MODEL VERSIONS

Model BS170 LA	For Felling objects requiring large under-arm clearance (15 inch) long arm.
Model BS170 PB	For Felling pants bottoms and curtains.
Model BS170 SF	For Felling Sleeve Linings
Model BS803	Wide Seam model to overcast edge of hem.
Model BS843	With Front Differential Feed for Felling bottoms of flared skirts, etc.
Model BS1020-2	General purpose Blindstitch with narrow movable cylinder arm. For hemming dress bottoms to draperies.
Model BS1020-B	For Blindstitching very thin materials like Silk, Georgette, etc.