


**CONSEW** Since 1898

# MODEL 757R-3 MODEL 757R


FLAT BED

WITH  
LARGE OSCILLATING SHUTTLE HOOK  
REVERSE FEED  
BUILT-IN BOBBIN WINDER  
CAM TAKE-UP LEVER  
HEAVY BALANCE WHEEL  
WORK SPACE - 16½" (420mm)  
EXTRA HIGH FOOT LIFT - 1⅜" (20mm)

Model 757R-3



Model 757R



WORK SPACE - 15¾"  
EXTRA HIGH - 1" (25.4 mm)  
FOOT LIFT

EXTRA HEAVY DUTY  
LONG ARM  
SINGLE NEEDLE  
LOCKSTITCH MACHINE

## Models 757R-3 / 757R

### APPLICATIONS

- Suitable for sewing heavyweight materials such as canvas, vinyl, leather, synthetics and various coated, laminated and rubberized fabrics.
- Appropriate for use in upholstery, footwear, leather, canvas industries.
- Designed for stitching such products as tents, sails, harnesses, tarpaulins, safety belts, parachutes, balloons, industrial bags, boots, book bindings; auto, boat and furniture upholstery, sports and camping equipment, orthopedic appliances, suitcases, knapsacks, and outerwear made of extra heavy duty materials.
- Designed for extra thick threads.

### FEATURES

- Large oscillating shuttle hook
- Work space 16½" (420mm)
- Reverse feed
- Built-in bobbin winder
- Cam take-up lever
- Extra high presser lift for sewing extra heavy materials
- Heavy balance wheel
- Triple Transport (walking foot): Bottom, top and needle feed.

### SPECIFICATIONS


#### Model 757R-3

Speed, Max. (S.P.M.)	800*
Presser Lift	13/16" (20mm)
Needle Bar Stroke	2 13/64" (56mm)
Stitch Length, Max.	1.7 s.p.i. (15mm)
Needle	7 x 3
Bed Size	26" x 9 7/8" (660 x 251 mm)
Work Space	16½" (420 mm)
Stitch Type	301

\* Speed dependent on materials, thread and operation



757R-3 foot



757R foot

#### Model 757R

Speed, Max. (S.P.M.)	1200*
Presser Lift	1" (25.4mm)
Needle Bar Stroke	2 13/64" (56mm)
Stitch Length, Max.	2 1/2 s.p.i. (10mm)
Bobbin	Metal 28092
	Prewound 33
Needle	7 x 3
Shuttle Hook	28091C
Bed Size	26" x 9 7/8" (660 x 251 mm)
Work Space	15 3/4" (400 mm)

Specifications subject to change without notice.

©2007 Consew USA -307