

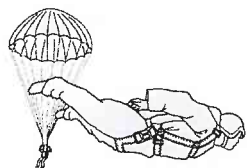
CONSEW Since 1898

MODEL 733R-5

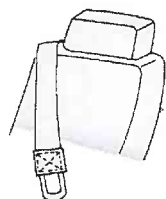
(Replaces Models 733R-2 and 733R-4)

FLAT BED


WITH
EXTRA LARGE, LONG-BEAK
OSCILLATING SHUTTLE HOOK AND BOBBIN
EXTRA HIGH FOOT LIFT— (1¼")
TWO ROW FEEDER
REVERSE FEED




PARACHUTE HARNESSES



SEAT BELTS



BUFFING WHEELS



Detail of 733R-5 showing
the two row feeder and
the 1-1/4" extra high foot lift

EXTRA HEAVY DUTY
LONG ARM
SINGLE NEEDLE
DROP FEED
ALTERNATING PRESSER FEET
LOCKSTITCH MACHINE

Model 733R-5

APPLICATIONS

- For stitching extra heavy-weight materials
- Designed for such operations and products as safety and logging belts, cargo slings, buffing wheels, tents, sails, harnesses, tarpaulins and covers, fabric structures, construction barriers, parachutes, balloons, industrial bags, boot stitching, book binding

FEATURES

- Synchronized upper and lower feeding mechanism assures uniform stitching
- Alternating presser feet
- Steel insert for take-up hinge
- Reverse stitching - hand or foot operated
- Stitch regulator - hand or foot operated
- Presser foot lift - hand or foot operated
- 1 1/4 inch presser foot lift
- Two row feeder
- Two stitches to the inch
- Stitches per minute - 550
- Extra large, long-beak oscilating shuttle, hook and bobbin
- Belt guard



SPECIFICATIONS

Speed, Max. (S.P.M.)*	550	Hook	35224
Clearance Under Foot	1 1/4" (25.4mm)	Bed Size	10" x 26 1/4" (258 x 655 mm)
Needle Bar Stroke	2 3/32" (53 mm)	Work Space	16 1/4" (413 mm)
Stitch Length, Max.	2 s.p.i. (13 mm)	Stitch Type	301
Needle	1000 or 1000H		
Bobbin	Metal		
	Pre-wound		
	35226		
	41	Weight	231 lbs. (105 kg.)

* Speed depends on operation, materials and thread

Specifications subject to change without notice.

©2007 Consew USA -107

CONSEW® Since 1898

CONSOLIDATED SEWING MACHINE CORP.
INDUSTRIAL SEWING & CUTTING EQUIPMENT

NEW YORK • MIAMI • LOS ANGELES • JAPAN