



Publication No. RU-ITA-0818A
Replaces RU-ITA-0712A

Inter-Temp

MEDIUM PROFILE UNIT COOLER

Medium to Large Walk-Ins
Coolers and Freezer Applications



Air Defrost
12,600 to 76,700 BTUH

Electric Defrost
10,500 to 55,600 BTUH

Hot Gas Defrost
10,500 to 63,700 BTUH



INTER-TEMP

Features

Russell's Inter-Temp Unit Coolers are the perfect solution for a broad range of medium to large walk-in coolers and freezers. Models can be used with multiple refrigerants. The units feature powerful heavy duty fans that are individually balanced to provide vibration free operation and include UL/cUL-approved epoxy coated guards for corrosion resistance. Two and three fan models are available with air, electric and hot gas defrost configurations.

SIZES

There are a wide array of sizes available with capacities ranging from 10,500 to 76,700 BTUH at a 10° TD. Two and three fan models are available with air flow spanning a range of 3,320 to 9,130 CFM.

HOUSING

Each unit is constructed with a rust-free, heavy gauge, textured, aluminum housing which is light weight yet extremely durable. Air and electric defrost models have hinged drain pans to allow for convenient servicing and maintenance (Hot Gas drain pans are not hinged). Slotted hangers are provided on all units for fast installation.

COIL

Seamless copper tubes are staggered and mechanically expanded into heavy gauge corrugated aluminum fins to assure maximum heat transfer. Die formed fin collars are provided for accurate fin spacing. Heavy gauge hangers are fastened directly to the tube sheet of the coil to provide high structural strength.

MOTORS

Standard models feature permanently lubricated, high efficiency PSC (Permanent Split Capacitor) or Electronically Commutated (EC) motors. Single speed EC motors are available for 115V and 230V. Dual Speed EC motors are available as an option for 115V, 208/230V or 460V and are compliant with California Title 24 regulations. PSC motors are available for 115V, 208/230V, 460V and 575V requirements. All motors include thermal overload protection. Inter-Temp unit coolers use either 1/8 HP, 1050 RPM or 1/3 HP, 1075 RPM motors.

FANS & FAN GUARDS

Powerful heavy duty aluminum fans are individually balanced to provide vibration free operation. Standard heavy gauge wire fan guards are UL/cUL-approved epoxy coated for corrosion resistance. Optional air straighteners are available for increased air throw when required.

REFRIGERANTS

Inter-Temp unit coolers are designed for multiple refrigerants including R404A, R407A, R448A, R449A/B, R507, and R134A. Please specify system refrigerant requirements when ordering. A separate compartment is provided for all refrigerant connections which allows ample room for internal mounting of expansion valves. Inter-Temps can also be used with chilled water or glycol solutions — contact factory for selection.

ELECTRICAL

Available in 115V/1, 208/230V/1, 208-230V/3, 460V/1 or 575V/1. Inter-Temps can also be operated on 220V/1/50, 220V/3/50, 380V/1/50 and 380V/3/50 power. A large compartment is supplied for all electrical components and is easily accessible by removing the end panel. All models are UL and cUL listed.

AIR DEFROST

Air Defrost models (ITA) are designed for use in coolers at +35°F and warmer. All components are factory wired to convenient screw-type terminal strips. Complete air defrost systems are available from Russell.

ELECTRIC DEFROST

Electric Defrost models (ITE) are designed for use in coolers and freezers between 35°F to -30°F. The placement of heaters within the refrigeration coil allows for a more efficient and rapid defrost cycle than other designs. This arrangement enables the energy from the heaters to be conducted from the center of the core out, providing an even defrost pattern. All heaters are factory installed and wired to screw type terminal blocks, allowing for quick field hook up or change over from 1 to 3 phase with the installation of jumper wires. Separate, fixed defrost termination, fan delay and heater safety controls are factory mounted for optimum performance of each control function. Drain pans are heated for fast, reliable drainage. Timer and contactors are available as options. Complete electric defrost systems are available from Russell. Contact the factory for details.

HOT GAS DEFROST

There are two types of Hot Gas Defrost models available: 3-pipe Hot Gas models (ITH) and 2-pipe Hot Gas Reverse Cycle units (ITG). Hot Gas Defrost models are designed for use in coolers and freezers between 35°F and -30°F. All units include separate fixed defrost termination and fan delay controls which are factory mounted for optimum performance of each control function. A hot gas drain pan circuit is provided, thus eliminating the need for electric heat and additional wiring. Refer to the current Russell Technical Bulletin HG for piping. Reverse Cycle units can also be used for Alternating Evaporator Systems.

Air Throw

Air throw is greatly affected by installation variables. Optimum air throw is obtained by high ceiling with no interference from beams, or return air restrictions. Inter-Temp unit coolers will throw air up to 50 feet under ideal conditions, 60 to 70 feet with air straighteners.

MEDIUM PROFILE UNIT COOLER

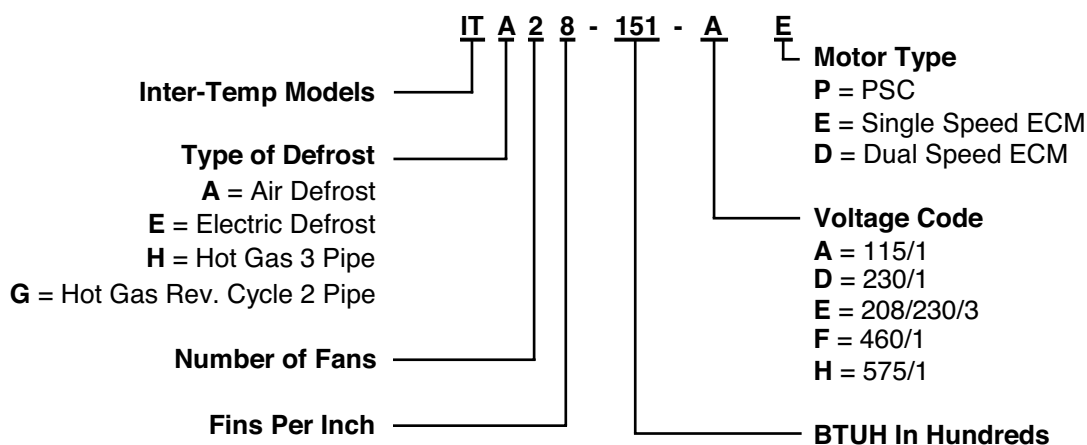
Standard Features

- Lightweight and durable embossed aluminum housing
- Permanently lubricated, high efficiency ECM or PSC motors with thermal overload protection
- Hinged drain pans for easy access (Air and Electric Defrost models)
- Heavy duty fans individually balanced to provide vibration free operation
- UL/cUL-approved epoxy coated guards for corrosion resistance
- UL certified for use with multiple refrigerants

Optional Features

- Dual Speed EC motors
- Coated fins
- Copper fins
- Coated coil
- High throw fan guards (air straighteners)
- Galvanized steel housing
- Insulated drain pans
- Adjustable defrost terminator and fan delay control

MODEL NUMBER NOMENCLATURE



INTER-TEMP

Performance and Electrical Data - Air Defrost Models

	Model Number	BTUH Capacity @ 25°F S.T. & 10°F T.D.		CFM	No. of Fans	Total Fan Motor Amps - 1 Phase				
		R404A	R407A/ R448A/ R449A/B			EC* Motors		PSC Motors		
						115V	208-230V	115V	208-230V	460V
8 FPI	ITA28-151	15,100	16,400	3,530	2	2.4	1.2	4.0	1.8	1.0
	ITA28-210	21,000	22,900	3,320	2	2.4	1.2	4.0	1.8	1.0
	ITA38-260	26,000	28,300	5,300	3	3.6	1.8	6.0	2.7	1.5
	ITA38-320	32,000	35,100	4,750	3	3.6	1.8	6.0	2.7	1.5
	ITA28-410	41,000	44,900	5,250	2	6.0	4.2	14.2	6.4	2.6
	ITA28-450	45,000	49,400	8,620	2	6.0	4.2	14.2	6.4	2.6
6 FPI	ITA38-540	54,000	59,100	8,250	3	9.0	6.3	21.3	9.6	3.9
	ITA38-690	69,000	76,700	7,470	3	9.0	6.3	21.3	9.6	3.9
	ITA26-145	14,500	15,700	3,680	2	2.4	1.2	4.0	1.8	1.0
	ITA26-191	19,100	20,800	3,470	2	2.4	1.2	4.0	1.8	1.0
	ITA36-240	24,000	26,000	5,510	3	3.6	1.8	6.0	2.7	1.5
	ITA36-305	30,500	33,300	4,960	3	3.6	1.8	6.0	2.7	1.5
4 FPI	ITA26-370	37,000	40,400	5,460	2	6.0	4.2	14.2	6.4	2.6
	ITA36-415	41,500	45,000	8,620	3	9.0	6.3	21.3	9.6	3.9
	ITA36-490	49,000	53,200	8,580	3	9.0	6.3	21.3	9.6	3.9
	ITA36-620	62,000	67,700	7,770	3	9.0	6.3	21.3	9.6	3.9
	ITA24-126	12,600	13,600	3,830	2	2.4	1.2	4.0	1.8	1.0
	ITA24-169	16,900	18,300	3,620	2	2.4	1.2	4.0	1.8	1.0
4 FPI	ITA34-224	22,400	24,200	5,750	3	3.6	1.8	6.0	2.7	1.5
	ITA34-287	28,700	31,200	5,200	3	3.6	1.8	6.0	2.7	1.5
	ITA24-340	34,000	36,900	5,710	2	6.0	4.2	14.2	6.4	2.6
	ITA24-395	39,500	43,000	9,370	2	6.0	4.2	14.2	6.4	2.6
	ITA34-465	46,500	50,700	8,990	3	9.0	6.3	21.3	9.6	3.9
	ITA34-585	58,500	63,700	8,140	3	9.0	6.3	21.3	9.6	3.9

* These Electronically Commutated (EC) Motors are not available for 460V. Dual Speed EC motors are available as an option for 115V, 208/230V or 460V and are compliant with California Title 24 regulations.

For 50 HZ applications, multiply BTUH capacity by .94 correction factor.

MEDIUM PROFILE UNIT COOLER

Performance and Electrical Data - Electric Defrost Models

	Model Number	BTUH Capacity @ -20°F S.T. & 10°F T.D.		CFM	No. of Fans	Total Fan Motor Amps - 1 Phase				
		R404A	R407A/ R448A/ R449A/B			EC* Motors		PSC Motors		
						115V	208-230V	115V	208-230V	460V
6 FPI	ITE26-130	13,000	13,700	3,780	2	2.4	1.2	4.0	1.8	1.0
	ITE26-150	14,000	15,900	3,470	2	2.4	1.2	4.0	1.8	1.0
	ITE36-185	18,500	19,600	5,510	3	3.6	1.8	6.0	2.7	1.5
	ITE26-270	27,000	28,800	5,720	2	6.0	4.2	14.2	6.4	2.6
	ITE26-320	32,000	34,200	5,480	2	6.0	4.2	14.2	6.4	2.6
	ITE36-385	38,500	40,900	9,130	3	9.0	6.3	21.3	9.6	3.9
4 FPI	ITE36-460	46,000	49,300	9,090	3	9.0	6.3	21.3	9.6	3.9
	ITE36-520	52,000	55,600	8,190	3	9.0	6.3	21.3	9.6	3.9
	ITE24-105	10,500	11,200	3,940	2	2.4	1.2	4.0	1.8	1.0
	ITE24-140	14,000	14,900	3,620	2	2.4	1.2	4.0	1.8	1.0
	ITE34-175	17,500	18,600	5,750	3	3.6	1.8	6.0	2.7	1.5
	ITE24-230	23,000	24,400	5,930	2	6.0	4.2	14.2	6.4	2.6
4 FPI	ITE24-325	32,500	34,700	5,430	2	6.0	4.2	14.2	6.4	2.6
	ITE34-390	39,000	41,400	8,990	3	6.0	6.3	21.3	9.6	3.9
	ITE34-510	51,000	54,900	8,150	3	9.0	6.3	21.3	9.6	3.9

	Model Number	Heater Amps						Heater Watts
		208V		230V		460V		
		1 PH	3 PH	1 PH	3 PH	1 PH	3 PH	
6 FPI	ITE26-130	18.3	10.5	20.3	11.7	10.1	5.9	4,685
	ITE26-150	18.3	10.5	20.3	11.7	10.1	5.9	4,685
	ITE36-185	-	15.3	-	17.0	14.7	8.5	6,774
	ITE26-270	-	15.3	-	17.0	14.7	8.5	6,774
	ITE26-320	-	15.3	-	17.0	14.7	8.5	6,774
	ITE36-385	-	22.1	-	24.5	21.2	12.2	9,747
4 FPI	ITE36-460	-	22.1	-	24.5	21.2	12.2	9,747
	ITE36-520	-	22.1	-	24.5	21.2	12.2	9,747
	ITE24-105	18.3	10.5	20.3	11.7	10.1	5.9	4,685
	ITE24-140	18.3	10.5	20.3	11.7	10.1	5.9	4,685
	ITE34-175	-	15.3	-	17.0	14.7	8.5	6,774
	ITE24-230	-	15.3	-	17.0	14.7	8.5	6,774
4 FPI	ITE24-325	-	15.3	-	17.0	14.7	8.5	6,774
	ITE34-390	-	22.1	-	24.5	21.2	12.2	9,747
	ITE34-510	-	22.1	-	24.5	21.2	12.2	9,747

- Not available.

* These Electronically Commutated (EC) Motors are not available for 460V. Dual Speed EC motors are available as an option for 115V, 208/230V or 460V and are compliant with California Title 24 regulations.

For 50 HZ applications, multiply BTUH capacity by .94 correction factor.

Energy Independence and Security Act of 2007 specifies that walk-in coolers and freezers under 3,000 square feet that are manufactured after January 1, 2009 shall have evaporators with EC motors when they are single phase, less than 460 volt and less than 1 HP.

INTER-TEMP

Performance and Electrical Data - Hot Gas Defrost Models

	Hot Gas 3-Pipe Model Number	Hot Gas Reverse Cycle 2-Pipe Model Number	BTUH Capacity @ -20°F S.T. & 10°F T.D.		CFM	No. of Fans	Total Fan Motor Amps - 1 Phase				
			R404A	R407A/ R448A/ R449A/B			EC* Motors		PSC Motors		
							115V	208-230V	115V	208-230V	460V
6 FPI	ITH26-130	ITG26-130	13,000	13,700	3,780	2	2.4	1.2	4.0	1.8	1.0
	ITH26-150	ITG26-150	15,000	15,900	3,470	2	2.4	1.2	4.0	1.8	1.0
	ITH36-185	ITG36-185	18,500	19,600	5,510	3	3.6	1.8	6.0	2.7	1.5
	ITH26-270	ITG26-270	27,000	28,800	5,720	2	6.0	4.2	14.2	6.4	2.6
	ITH26-320	ITG26-320	32,000	34,200	5,480	2	6.0	4.2	14.2	6.4	2.6
	ITH36-385	ITG36-385	38,500	40,900	9,130	3	9.0	6.3	21.3	9.6	3.9
	ITH36-460	ITG36-460	46,000	49,300	9,090	3	9.0	6.3	21.3	9.6	3.9
	ITH36-520	ITG36-520	52,000	55,600	8,190	3	9.0	6.3	21.3	9.6	3.9
4 FPI	ITH24-105	ITG24-105	10,500	11,200	3,940	2	2.4	1.2	4.0	1.8	1.0
	ITH24-140	ITG24-140	14,000	14,900	3,620	2	2.4	1.2	4.0	1.8	1.0
	ITH34-175	ITG34-175	17,500	18,600	5,750	3	3.6	1.8	6.0	2.7	1.5
	ITH24-230	ITG24-230	23,000	24,400	5,930	2	6.0	4.2	14.2	6.4	2.6
	ITH24-325	ITG24-325	32,500	34,700	5,430	2	6.0	4.2	14.2	6.4	2.6
	ITH34-390	ITG34-390	39,000	41,400	8,990	3	6.0	6.3	21.3	9.6	3.9
	ITH34-510	ITG34-510	51,000	54,900	8,150	3	9.0	6.3	21.3	9.6	3.9

* These Electronically Commutated (EC) Motors are not available for 460V. Dual Speed EC motors are available as an option for 115V, 208/230V or 460V and are compliant with California Title 24 regulations.

For 50 HZ applications, multiply BTUH capacity by .94 correction factor.

Energy Independence and Security Act of 2007 specifies that walk-in coolers and freezers under 3,000 square feet that are manufactured after January 1, 2009 shall have evaporators with EC motors when they are single phase, less than 460 volt and less than 1 HP.

MEDIUM PROFILE UNIT COOLER

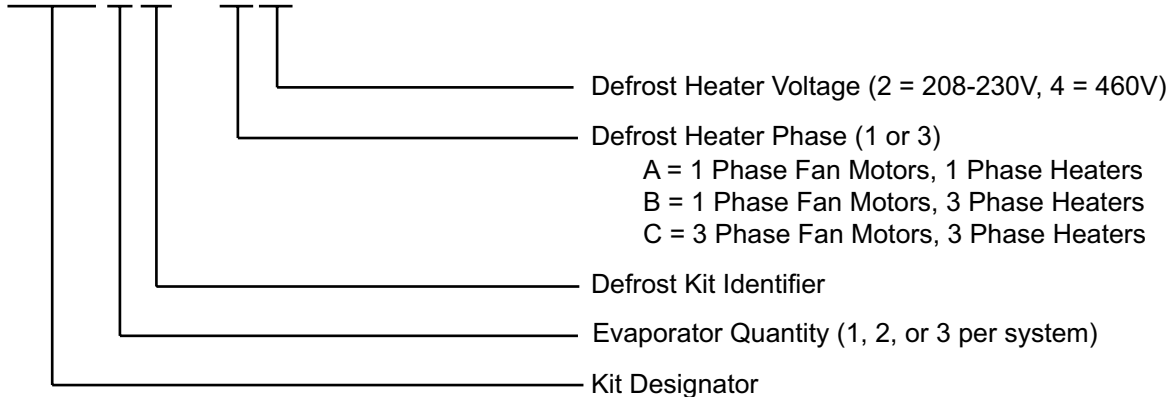
Electric Defrost Kits

	MODEL NUMBER	1 UNIT COOLER PER SYSTEM				2 UNIT COOLERS PER SYSTEM				3 UNIT COOLERS PER SYSTEM			
		230V/1	230V/3	460V/1	460V/3	230V/1	230V/3	460V/1	460V/3	230V/1	230V/3	460V/1	460V/3
6 FPI	ITE26-130	ED-10	ED-11	ED-12	ED-12	ED-23	ED-21	ED-22	ED-22	ED-35	ED-33	ED-34	ED-32
	ITE26-150	ED-10	ED-11	ED-12	ED-12	ED-23	ED-21	ED-22	ED-22	ED-35	ED-33	ED-34	ED-32
	ITE36-185	-	-	ED-12	ED-12	ED-25	ED-23	ED-22	ED-22	ED-35	ED-35	ED-34	ED-32
	ITE26-270	-	-	ED-12	ED-12	ED-25	ED-23	ED-22	ED-22	ED-35	ED-35	ED-34	ED-32
	ITE26-320	-	-	ED-12	ED-12	ED-25	ED-23	ED-22	ED-22	ED-35	ED-35	ED-34	ED-32
	ITE36-385	-	-	ED-12	ED-12	ED-25	ED-23	ED-22	ED-22	ED-35	ED-35	ED-34	ED-32
	ITE36-460	-	-	ED-12	ED-12	ED-25	ED-23	ED-24	ED-22	ED-37	ED-35	ED-36	ED-34
	ITE36-520	-	-	ED-12	ED-12	ED-25	ED-23	ED-24	ED-22	ED-37	ED-35	ED-36	ED-34
4 FPI	ITE24-105	ED-10	ED-11	ED-12	ED-12	ED-23	ED-21	ED-22	ED-22	ED-35	ED-33	ED-34	ED-32
	ITE24-140	ED-10	ED-11	ED-12	ED-12	ED-23	ED-21	ED-22	ED-22	ED-35	ED-33	ED-34	ED-32
	ITE34-175	-	-	ED-12	ED-12	ED-25	ED-23	ED-22	ED-22	ED-35	ED-35	ED-34	ED-32
	ITE24-230	-	-	ED-12	ED-12	ED-25	ED-23	ED-22	ED-22	ED-35	ED-35	ED-34	ED-32
	ITE24-325	-	-	ED-12	ED-12	ED-25	ED-23	ED-24	ED-22	ED-35	ED-35	ED-34	ED-32
	ITE34-390	-	-	ED-12	ED-12	ED-25	ED-23	ED-24	ED-22	ED-37	ED-35	ED-36	ED-34
	ITE34-510	-	-	ED-12	ED-12	ED-25	ED-23	ED-24	ED-22	ED-37	ED-35	ED-36	ED-34

- Not available.

ELECTRIC DEFROST KIT NOMENCLATURE

ED 12 - A 2



INTER-TEMP

Electric Defrost Kit Components

KIT NUMBER	TIMER	AUXILIARY SWITCH	BLOCK-OUT RELAY	DEFROST CONTACTOR	FAN CONTACTOR	SEQUENCING RELAY
ED-10	1	–	1-30A	–	–	–
ED-11	1	1	–	1-30A	–	–
ED-12	1	1	–	1-30A	1-25A	–
ED-13	1	1	–	1-50A	–	–
ED-14	1	1	–	1-50A	1-25A	–
ED-15	1	1	–	2-50A	–	–
ED-16	1	1	–	2-50A	1-25	–
ED-20	1	–	1-30A	–	–	2
ED-21	1	1	–	2-15A	–	2
ED-22	1	1	–	2-15A	1-25A	2
ED-23	1	1	–	2-25A	–	2
ED-24	1	1	–	2-25A	1-25	2
ED-25	1	1	–	2-50A	–	2
ED-26	1	1	–	2-50A	1-25A	2
ED-27	1	1	–	2-75A	–	2
ED-28	1	1	–	2-75A	1-25A	2
ED-30	1	–	1-30A	–	–	3
ED-32	1	1	–	3-10A	1-25A	3
ED-33	1	1	–	3-15A	–	3
ED-34	1	1	–	3-15A	1-25A	3
ED-35	1	1	–	3-30A	–	3
ED-36	1	1	–	3-30A	1-25A	3
ED-37	1	1	–	3-50A	–	3
ED-38	1	1	–	3-50A	1-25A	3

Electric defrost kits consist of components that are necessary to control the defrost cycle. The kits are available as a factory installed option when ordered with a condensing unit. Not all Ed-Kits are available for all condensing unit models. The contents of each kit is described above, along with the function of each component below.

Timer: Initiates the defrost cycle. Also used as a override protection for defrost termination.

Auxiliary Switch: It's mounted on the compressor contactor and prevents the defrost contactor from operating whenever the compressor is energized.

Block-Out Relay: Serves the same function as auxiliary switch. Used when defrost contactor is not required (lower wattage single phase only).

Defrost Contactor: Carries amperage load for heaters.

Fan Contactor: Used with 460V motors or when 230V motors are wired 3 phase.

Sequencing Relays: Provides interconnection of multiple unit coolers on a single system so that each unit cooler is allowed to individually terminate defrost on temperature.

– Not available.



MEDIUM PROFILE UNIT COOLER

Distributor Nozzle - Air Defrost Models

Model Number	Part Numbers						Number of Circuits
	R404A			R407A, R448A, R449A/B			
	Distributor @ 100°F & 50°F Liquid	Nozzle @ 100°F Liquid	Nozzle @ 50°F Liquid	Distributor @ 100°F & 50°F Liquid	Nozzle @ 100°F Liquid	Nozzle @ 50°F Liquid	

+25°F Suction Temperature

8 FPI	ITA28-151	D260	L, #1-1/2	L, #1/2	D260	L, #1	L, #1/2	2
	ITA28-210	D260	L, #2	L, #3/4	D260	L, #1-1/2	L, #3/4	3
	ITA38-260	D260	L, #2	L, #3/4	D260	L, #2	L, #3/4	3
	ITA38-320	D262	L, #2-1/2	L, #1	D262	L, #2-1/2	L, #1	5
	ITA28-410	1112	G, #3	G, #1-1/2	1112	G, #3	G, #1-1/2	5
	ITA28-450	1112	G, #4	G, #1-1/2	1112	G, #3	G, #1-1/2	6
	ITA38-540	1113	G, #5	G, #1-1/2	1113	G, #4	G, #2	8
ITA38-690	1135	G, #6	G, #2	1135	G, #5	G, #2-1/2	12	
6 FPI	ITA26-145	D260	L, #1-1/2	L, #1/2	D260	L, #1	L, #1/2	2
	ITA26-191	D260	L, #2	L, #3/4	D260	L, #1-1/2	L, #3/4	3
	ITA36-240	D260	L, #2	L, #3/4	D260	L, #2	L, #3/4	3
	ITA36-305	D262	L, #2-1/2	L, #1	D262	L, #2-1/2	L, #1	5
	ITA26-370	1112	G, #3	G, #1	1112	G, #2-1/2	G, #1-1/2	5
	ITA36-415	1112	G, #4	G, #1-1/2	1112	G, #3	G, #1-1/2	6
	ITA36-490	1113	G, #4	G, #1-1/2	1113	G, #4	G, #1-1/2	8
ITA36-620	1113	G, #5	G, #2	1113	G, #5	G, #2	8	
4 FPI	ITA24-126	D260	L, #1	L, #1/3	D260	L, #1	L, #1/3	2
	ITA24-169	D260	L, #1-1/2	L, #1/2	D260	L, #1-1/2	L, #1/2	3
	ITA34-224	D260	L, #2	L, #3/4	D260	L, #1-1/2	L, #3/4	3
	ITA34-287	D262	L, #2-1/2	L, #1	D262	L, #2	L, #1	5
	ITA24-340	1112	G, #3	G, #1	1112	G, #2-1/2	G, #1	5
	ITA24-395	1112	G, #4	G, #1-1/2	1112	G, #3	G, #1-1/2	6
	ITA34-465	1113	G, #4	G, #1-1/2	1113	G, #4	G, #1-1/2	8
ITA34-585	1113	G, #5	G, #2	1113	G, #4	G, #2	8	

Note: The distributor lines are 1/4" tube & 21" long; R448A & R449A/B will have same selections as R407A.

INTER-TEMP

Distributor Nozzle - Electric Defrost Models

Model Number	Part Numbers						Number of Circuits
	R404A			R407A, R448A, R449A/B			
	Distributor @ 100°F & 50°F Liquid	Nozzle @ 100°F Liquid	Nozzle @ 50°F Liquid	Distributor @ 100°F & 50°F Liquid	Nozzle @ 100°F Liquid	Nozzle @ 50°F Liquid	

-20°F Suction Temperature

6 FPI	ITE26-130	D260	L, #2	L, #3/4	D260	L, #1-1/2	L, #3/4	3
	ITE26-150	D260	L, #2	L, #1	D260	L, #2	L, #1	4
	ITE36-185	D260	L, #2-1/2	L, #1-1/2	D260	L, #2	L, #1-1/2	4
	ITE26-270	1112	G, #4	G, #2	1112	G, #3	G, #2	6
	ITE26-320	1135	G, #4	G, #2	1135	G, #4	G, #2	9
	ITE36-385	1113	G, #5	G, #2-1/2	1113	G, #4	G, #2-1/2	7
4 FPI	ITE36-460	1135	G, #6	G, #3	1135	G, #5	G, #3	10
	ITE36-520	1135	G, #8	G, #3	1135	G, #6	G, #3	12
	ITE24-105	D260	L, #1-1/2	L, #3/4	D260	L, #1-1/2	L, #3/4	2
	ITE24-140	D260	L, #2	L, #1	D260	L, #1-1/2	L, #1	3
	ITE34-175	D260	L, #2-1/2	L, #1	D260	L, #2	L, #1	4
	ITE24-230	1112	G, #3	G, #1-1/2	1112	G, #2-1/2	G, #1-1/2	6
4 FPI	ITE24-325	1135	G, #4	G, #2	1135	G, #4	G, #2	9
	ITE34-390	1135	G, #5	G, #2-1/2	1135	G, #4	G, #2-1/2	10
	ITE34-510	1135	G, #6	G, #3	1135	G, #6	G, #3	11

Note: The distributor lines are 1/4" tube & 21" long.

Distributor Nozzle - Hot Gas Defrost Models

Hot Gas 3-Pipe Model Number	Hot Gas Reverse Cycle 2-Pipe Model Number	Part Numbers						Number of Circuits
		R404A			R407A, R448A, R449A/B			
		Distributor @ 100°F & 50°F Liquid	Nozzle @ 100°F Liquid	Nozzle @ 50°F Liquid	Distributor @ 100°F & 50°F Liquid	Nozzle @ 100°F Liquid	Nozzle @ 50°F Liquid	

-20°F Suction Temperature

6 FPI	ITH26-130	ITG26-130	D260	L, #1-1/2	L, #1/2	D260	L, #1	L, #3/4	3
	ITH26-150	ITG26-150	D260	L, #1-1/2	L, #3/4	D260	L, #1-1/2	L, #3/4	4
	ITH36-185	ITG36-185	D260	L, #2	L, #1	D260	L, #2	L, #1	4
	ITH26-270	ITG26-270	1112	G, #3	G, #1-1/2	1112	G, #2-1/2	G, #1-1/2	6
	ITH26-320	ITG26-320	1135	G, #3	G, #1-1/2	1135	G, #3	G, #2	9
	ITH36-385	ITG36-385	1113	G, #3	G, #1-1/2	1113	G, #3	G, #2	7
4 FPI	ITH36-460	ITG36-460	1135	G, #5	G, #2	1135	G, #4	G, #2-1/2	10
	ITH36-520	ITG36-520	1135	G, #5	G, #2-1/2	1135	G, #5	G, #2-1/2	12
	ITH24-105	ITG24-105	D260	L, #1	L, #1/2	D260	L, #3/4	L, #1/2	2
	ITH24-140	ITG24-140	D260	L, #1	L, #1/2	D260	L, #1	L, #1/2	3
	ITH34-175	ITG34-175	D260	L, #1-1/2	L, #3/4	D260	L, #1-1/2	L, #3/4	4
	ITH24-230	ITG24-230	1112	G, #2-1/2	G, #1	1112	G, #2	G, #1-1/2	6
4 FPI	ITH24-325	ITG24-325	1135	G, #3	G, #1-1/2	1135	G, #3	G, #1-1/2	9
	ITH34-390	ITG34-390	1135	G, #4	G, #2	1135	G, #4	G, #2	10
	ITH34-510	ITG34-510	1135	G, #5	G, #2	1135	G, #5	G, #2-1/2	11

Note: The distributor lines are 1/4" tube & 21" long.

MEDIUM PROFILE UNIT COOLER

Specifications - All Models

Model Number	Fan Dia. (In.)	Motor Data			Refrigerant Connections				Fig.	Dimensions (Inches)			Approx. Ship Wt. (LBS)
		Qty.	HP	RPM	Liquid Line (ODS)	Suction (ODS)	H.G. (ODS)	Drain MPT		W	A	B	

Air Defrost Models

8 FPI	ITA28-151	14	2	1/8	1,050	1/2	7/8	-	3/4	1	55	42	-	125
	ITA28-210	14	2	1/8	1,050	1/2	7/8	-	3/4	1	55	42	-	145
	ITA38-260	14	3	1/8	1,050	1/2	1-1/8	-	3/4	1	76	63	-	295
	ITA38-320	14	3	1/8	1,050	1/2	1-1/8	-	3/4	1	76	63	-	330
	ITA28-410	20	2	1/3	1,075	7/8	1-1/8	-	3/4	2	76	63	31-1/2	370
	ITA28-450	20	2	1/3	1,075	7/8	1-3/8	-	3/4	2	76	63	31-1/2	390
	ITA38-540	20	3	1/3	1,075	7/8	1-3/8	-	3/4	2	106	93	31	430
ITA38-690	20	3	1/3	1,075	7/8	1-3/8	-	3/4	2	106	93	31	540	
6 FPI	ITA26-145	14	2	1/8	1,050	1/2	7/8	-	3/4	1	55	42	-	120
	ITA26-191	14	2	1/8	1,050	1/2	7/8	-	3/4	1	55	42	-	140
	ITA36-240	14	3	1/8	1,050	1/2	7/8	-	3/4	1	76	63	-	290
	ITA36-305	14	3	1/8	1,050	1/2	1-1/8	-	3/4	1	76	63	-	320
	ITA26-370	20	2	1/3	1,075	7/8	1-1/8	-	3/4	2	76	63	31-1/2	360
	ITA36-415	20	3	1/3	1,075	7/8	1-1/8	-	3/4	2	106	93	31	395
	ITA36-490	20	3	1/3	1,075	7/8	1-3/8	-	3/4	2	106	93	31	415
ITA36-620	20	3	1/3	1,075	7/8	1-3/8	-	3/4	2	106	93	31	520	
4 FPI	ITA24-126	14	2	1/8	1,050	1/2	7/8	-	3/4	1	55	42	-	115
	ITA24-169	14	2	1/8	1,050	1/2	7/8	-	3/4	1	55	42	-	130
	ITA34-224	14	3	1/8	1,050	1/2	7/8	-	3/4	1	76	63	-	280
	ITA34-287	14	3	1/8	1,050	1/2	1-1/8	-	3/4	1	76	63	-	310
	ITA24-340	20	2	1/3	1,075	7/8	1-1/8	-	3/4	2	76	63	31-1/2	345
	ITA24-395	20	2	1/3	1,075	7/8	1-1/8	-	3/4	2	76	63	31-1/2	375
	ITA34-465	20	3	1/3	1,075	7/8	1-3/8	-	3/4	2	106	93	31	400
ITA34-585	20	3	1/3	1,075	7/8	1-3/8	-	3/4	2	106	93	31	505	

Electric & Hot Gas Defrost Models

6 FPI	IT*26-130	14	2	1/8	1,050	1/2	1-1/8	7/8	3/4	1	55	42	-	125
	IT*26-150	14	2	1/8	1,050	1/2	1-1/8	7/8	3/4	1	55	42	-	140
	IT*36-185	14	3	1/8	1,050	1/2	1-1/8	7/8	3/4	1	76	63	-	295
	IT*26-270	20	2	1/3	1,075	1/2	1-3/8	7/8	3/4	2	76	63	31-1/2	320
	IT*26-320	20	2	1/3	1,075	7/8	1-3/8	7/8	3/4	2	76	63	31-1/2	365
	IT*36-385	20	3	1/3	1,075	7/8	1-5/8	7/8	3/4	2	106	93	31	450
	IT*36-460	20	3	1/3	1,075	7/8	1-5/8	7/8	3/4	2	106	93	31	490
IT*36-520	20	3	1/3	1,075	7/8	1-5/8	7/8	3/4	2	106	93	31	535	
4 FPI	IT*24-105	14	2	1/8	1,050	1/2	1-1/8	7/8	3/4	1	55	42	-	120
	IT*24-140	14	2	1/8	1,050	1/2	1-1/8	7/8	3/4	1	55	42	-	135
	IT*34-175	14	3	1/8	1,050	1/2	1-1/8	7/8	3/4	1	76	63	-	285
	IT*24-230	20	2	1/3	1,075	1/2	1-3/8	7/8	3/4	2	76	63	31-1/2	315
	IT*24-325	20	2	1/3	1,075	7/8	1-3/8	7/8	3/4	2	76	63	31-1/2	350
	IT*34-390	20	3	1/3	1,075	7/8	1-5/8	7/8	3/4	2	106	93	31	435
IT*34-510	20	3	1/3	1,075	7/8	1-5/8	7/8	3/4	2	106	93	31	530	

* Asterisk represents a variable character based on defrost: E = Electric, H = Hot Gas 3-Pipe, G = Hot Gas Reverse Cycle 2-Pipe

INTER-TEMP

Physical Dimensions

Figure 1

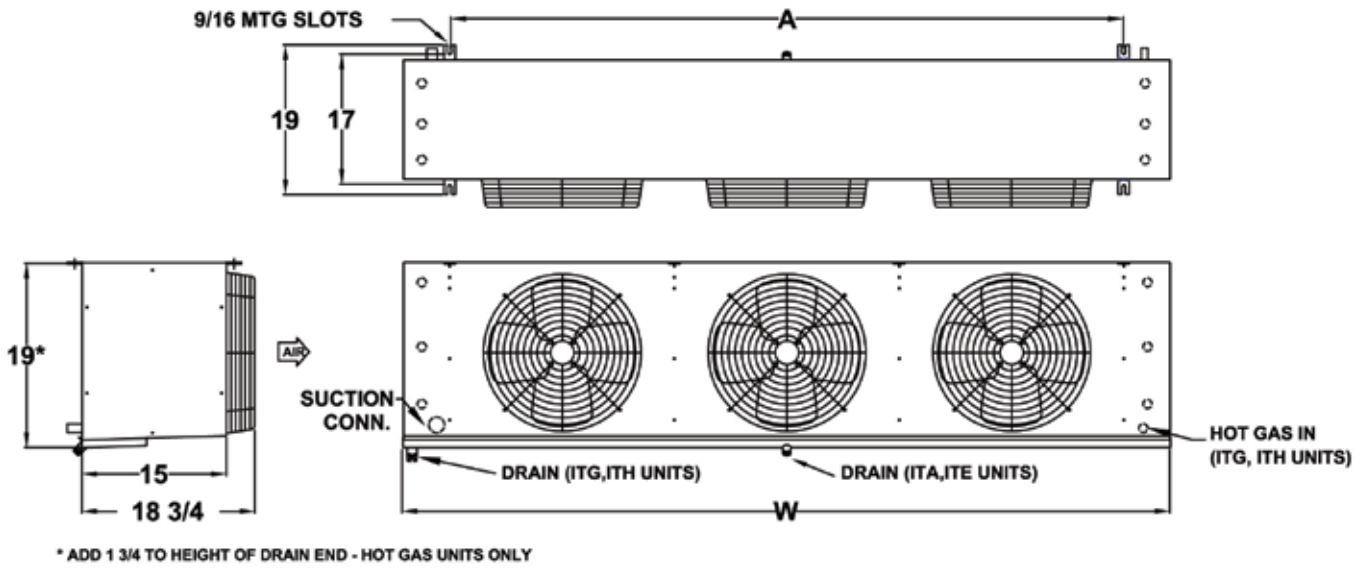
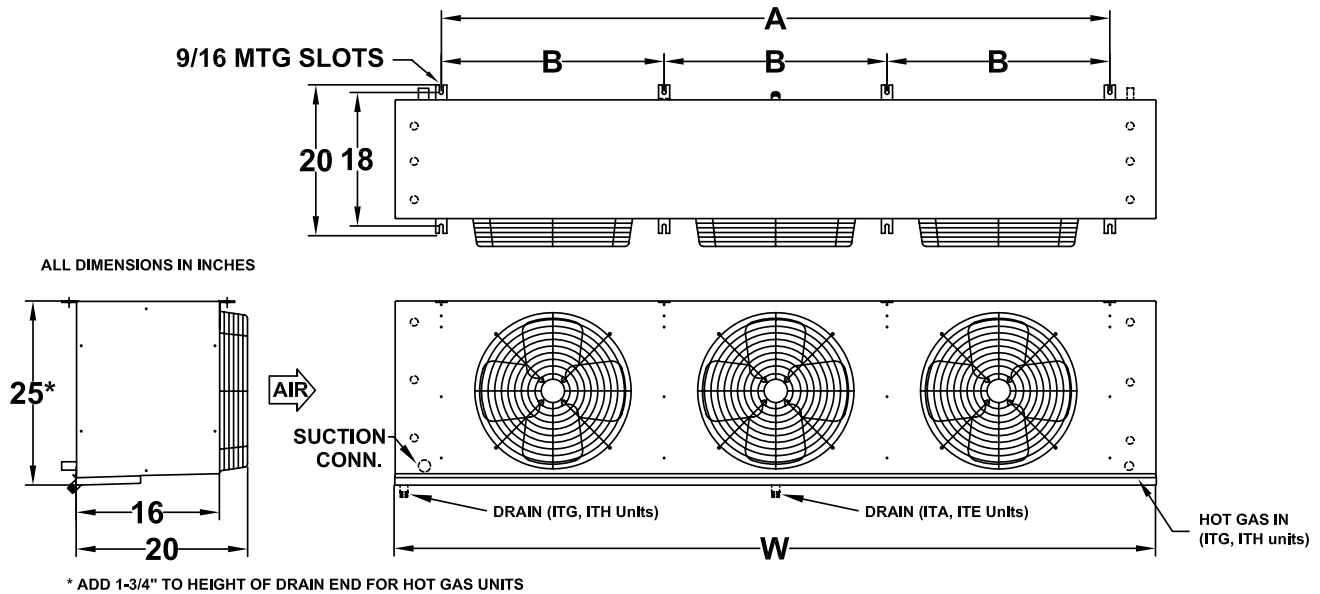


Figure 2



All dimensions are in inches.

Due to continuing product development, specifications are subject to change without notice.