




CROSS RIVER NATIONAL PARK-OBAN DIVISION QUARTERLY REPORT: OCTOBER-DECEMBER 2018



Prepared by:

Ukpabi, Itehm
WCS Nigeria Program

Summary

This report summarizes the results of 11 anti-poaching patrols of the Oban Division of Cross River National Park (CRNP) conducted from October to December 2018 and supervised by Wildlife Conservation Society (WCS). The patrols lasted for 75 patrol-days (527 person-days), and covered a total distance of 592 kilometers. Four hunters were arrested, and 1,848 wire snares and 8 hunting camps were destroyed. 13 gunshots were heard and a total of 443 expended shotgun cartridges were found. Primates sighted this period include, Mona monkey *Cercopithecus mona* (sighted 20 times), putty-nosed monkey *Cercopithecus nictitans* (sighted 9 times), and red-eared monkey *Cercopithecus erythrotis* (sighted 4 times). Chimpanzee *Pan troglodytes ellioti* and drill *Mandrillus leucophaeus* were not sighted but their vocalizations and feeding signs were observed.

Introduction

The Cross River National Park (CRNP), created in 1991 from existing forest reserves, is the most extensive area of tropical rain forest remaining in Nigeria today. Cross River National Park consists of two separate divisions: Oban and Okwangwo. The Oban Division covers an area of roughly 3,000 km² and is contiguous with Korup National Park in Cameroon. Oban is recognized internationally as a biodiversity hotspot with high levels of species richness and endemism and is a particularly significant site for rare and threatened primate species including Preuss's red colobus *Piliocolobus preussi*, drill *Mandrillus leucophaeus* and Nigeria-Cameroon chimpanzee *Pan troglodytes ellioti*. The two main threats to Oban are hunting to supply the bushmeat trade, and deforestation from agriculture. Neglected for many years hunting is widespread and farm encroachment is increasing. In late 2014, WCS launched a law enforcement monitoring project in Oban based on CyberTracker (<https://www.cybertracker.org/>). Initial funding for this project came from Save Our Species fund for threatened primates and North Carolina Zoo. In 2016 Spatial Monitoring And Reporting Tool (SMART), a law enforcement monitoring and protected area management tool (<http://smartconservationtools.org/>) replaced CyberTracker and has continued to improve effectiveness of protection efforts in Oban. Funding to sustain the project has been provided by the United States Department of Agriculture and Forest Service. The main objective of the project has remained: strengthening of existing law enforcement efforts by improving the frequency, coverage, duration and efficacy of anti-poaching patrols, as well as monitoring ranger performance. Results from the project have supported the adaptive management of the Park to combat the many threats to wildlife. This report covers law enforcement activities supported by WCS in Oban during the period from October to December 2018.

Methods

Every day, two teams comprising six CRNP rangers each, patrolled different areas of the park in order to maximize the area covered, but these camped together at night for better supervision by WCS staff. The teams searched areas where hunting activities were suspected or known to be relatively high based on information from informants and results of previous patrols. Valleys and areas around known access trails were targeted. Signs of human activity and large mammals were recorded using SMART. All detected wire snares and hunting camps were destroyed. Data were analyzed using SMART software.

Results

Patrol effort

Eleven long-distance anti-poaching patrols were completed over 75 patrol days (527 person-days) from October to December. The patrols covered a total distance of 591.5 kilometers (see Figure 1).

Figure 1. Patrol tracklogs and patrol effort in grid cell for the period October to December, 2018.

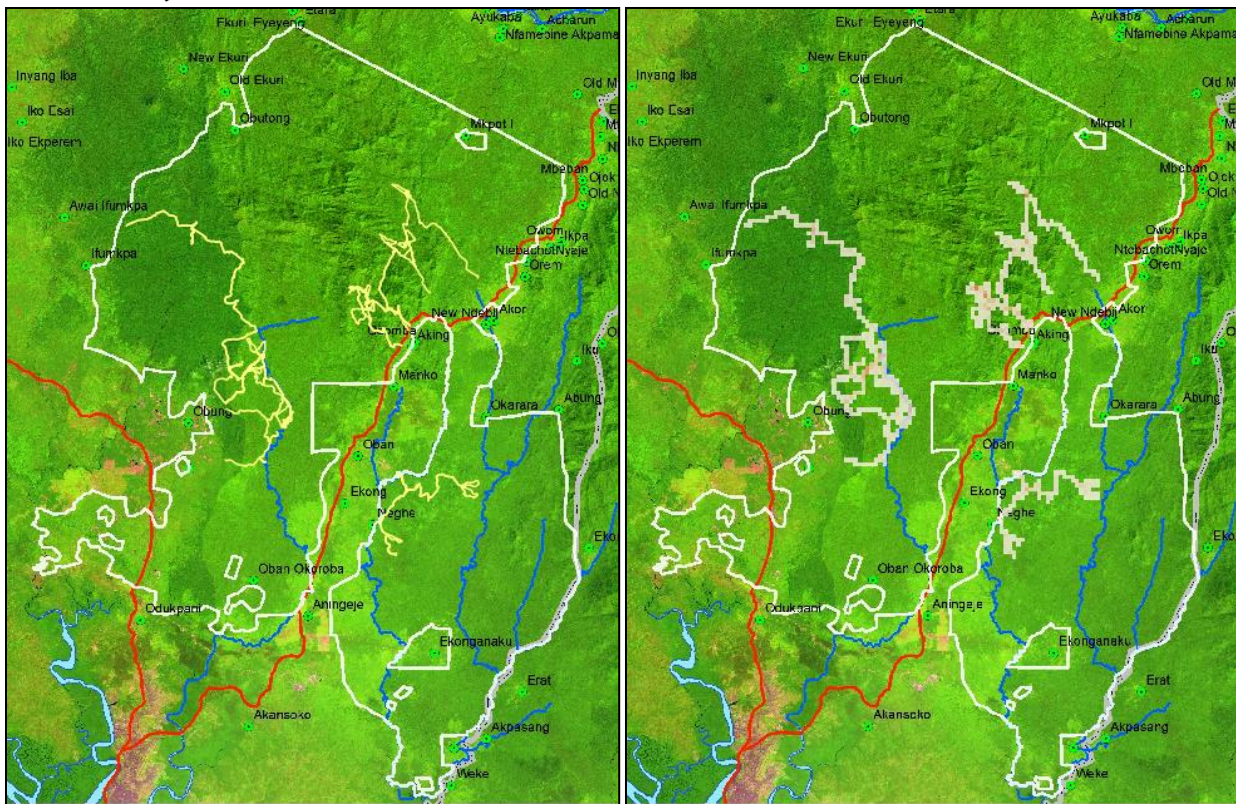


Table 1. Summary of patrol effort for the period October to December 2018.

Patrol ID	Number of Patrols	Number of Days	Distance (km)	Person - Days
CRNP-OB_000118	1	8	61.7	56
CRNP-OB_000119	1	8	64.0	56
CRNP-OB_000121	1	7	63.7	35
CRNP-OB_000122	1	7	45.3	56
CRNP-OB_000123	1	7	39.8	56
CRNP-OB_000124	1	7	48.6	77
CRNP-OB_000125	1	6	55.6	42
CRNP-OB_000126	1	7	64.6	42
CRNP-OB_000127	1	7	63.4	42
CRNP-OB_000128	1	5	42.8	29
CRNP-OB_000129	1	6	42.0	36
Total	11	75	591.5	527

Average distance and length of patrols per month

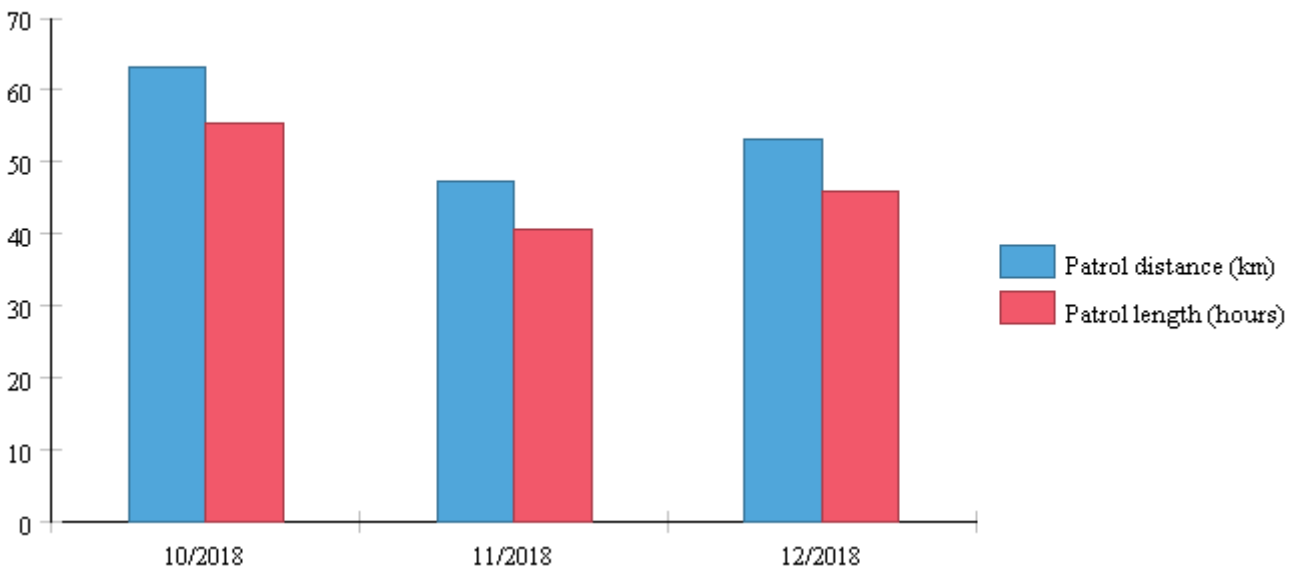


Figure 2. Average distance covered and time taken per patrol per month for the period October to December 2018.

Total patrol distance and length per month

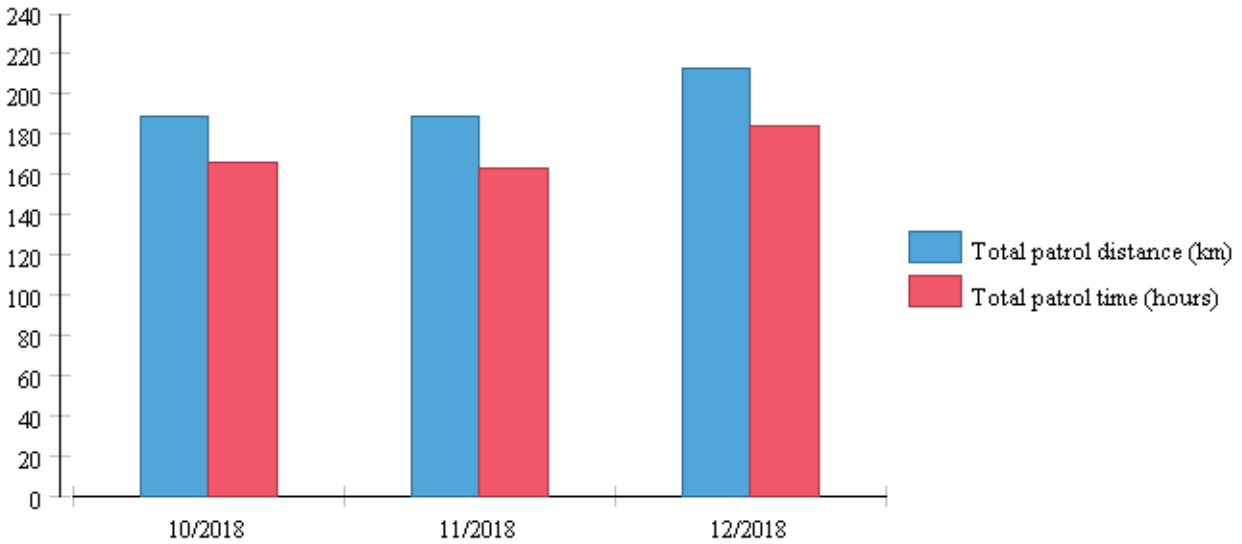


Figure 3. Total patrol distance and time per month for the period October to December 2018.

Law Enforcement

Four hunters were arrested around the Ifunkpa/Erokut axes of the Park, but one escaped while being taken out of the forest. The patrol teams successfully removed 1,848 wire snares and destroyed 8 hunting camps. A total of 443 expended shotgun cartridges were removed and 13 gunshots were heard.

Table 2. Summary of arrests for the period October to December 2018.

Leader	Waypoint Date	Action Taken	Home Village	Name	Threat
Mathew Ojong Neji	Oct 25, 2018	Unsuccessful Pursuit			Gun hunting
Valentine Okon Effim	Dec 16, 2018	Arrested	Netim	Ita Okpa	Gun hunting
Valentine Okon Effim	Dec 12, 2018	Arrested	Uyo and Ojor	Monday Effiong and Mike Mbeh	Gun hunting
Valentine Okon Effim	Dec 11, 2018	Arrested	Ojor	Etta Ekpo	Gun hunting

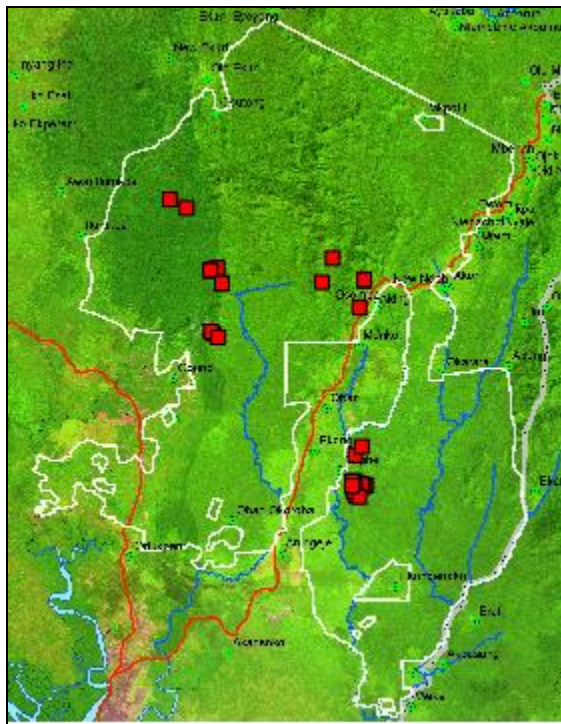
Table 3. Number of people seen by threat for the period October to December 2018.

Threat	Number of people seen	Encounter rate per km
Hunting	5	0.007

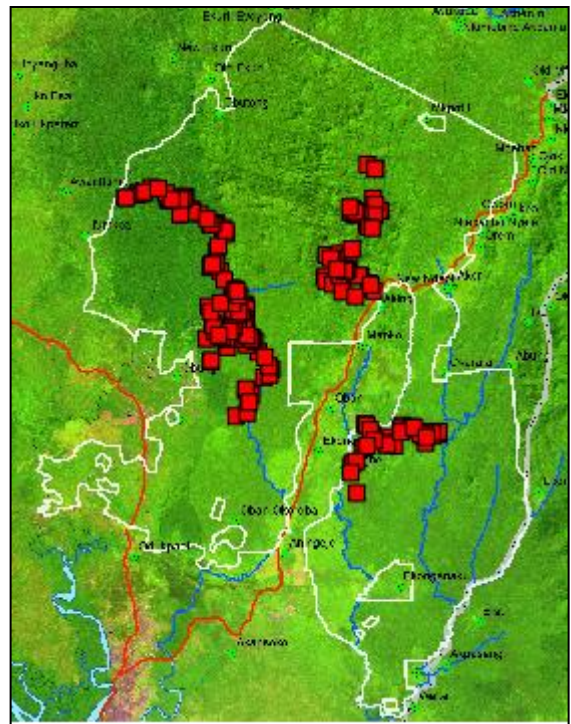
Table 4. Total encounter rates of signs of human activity for the period October to December 2018.

Activity	Number of Incidents	Encounter Rate per km
Farming and land clearing	1	0.002
Gunshot heard	13	0.022
Human sign	25	0.042
People seen	4	0.007
Shed or camp	16	0.027
Traps, weapons & equipment	300	0.507

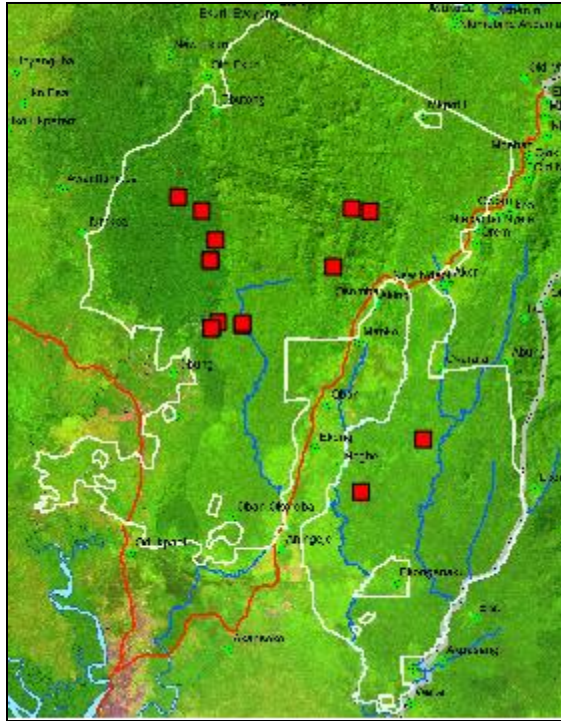
Fig 4, Distribution of all signs of human activity recorded during the period October to December 2018



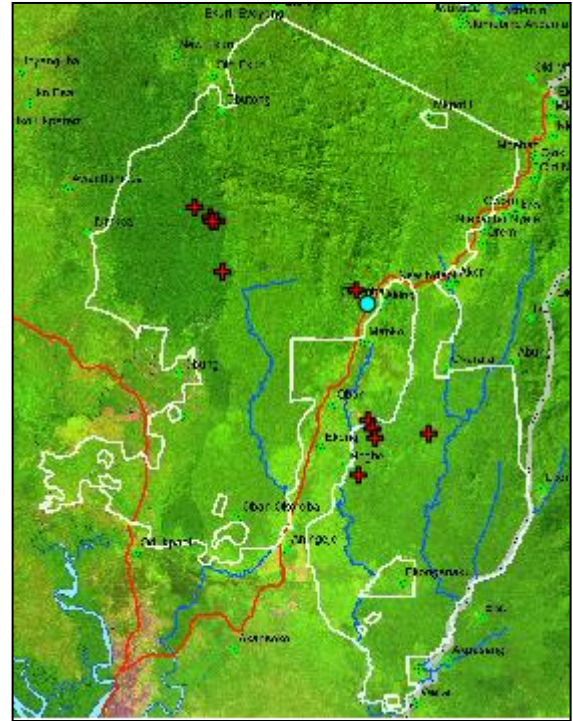
a) Wire snares



b) Empty cartridges



c) Sheds and camps



d) Farms (circles), gunshots heard (crosses)

Table 5. Hunting signs recorded for the period October to December 2018.

Sign	Number of Observations	Encounter Rate per km
Gunshots heard	13	0.022
Set wire snares	46	0.078
Unset wire snares	1802	3.047
Empty cartridges	443	0.749
Hunting camps	8	0.014

Wildlife Observations

Primates were sighted a total of 33 times during these patrols include Mona monkey, putty-nosed monkey and red-eared monkey (Table 6). Chimpanzees and drills were not sighted this quarter but their vocalizations and feeding signs were observed. Other large mammals observed include African forest elephant, buffalo, red river hog, blue duiker, and bay duiker (Appendix II). Animal signs recorded were sightings, calls, feeding signs and dung.

Table 6. Sightings of primates for the period October to, 2018.

Species	Scientific names	Number of observations	Encounter rate per km
Mona monkey	<i>Cercopithecus mona</i>	20	0.0338
Red-eared monkey	<i>Cercopithecus erythrotis</i>	4	0.0051
Putt-nosed monkey	<i>Cercopithecus nictitans</i>	9	0.0152

Recommendations

Conservation education should as a matter of urgency be extended to Oban west especially to communities such as Ojor and Obung in order to reduce their hostility towards CRNP rangers and other field staff.

Acknowledgements

Funding for this project was provided by the Margot Marsh Biodiversity Foundation and the North Carolina Zoo. WCS is formally registered in Nigeria through an agreement with the Ministry of Budget and National Planning of the Federal Republic of Nigeria. WCS appreciates the support and collaboration of the Cross River National Park on this project.

Appendix I. Patrol effort statistics October to December 2018.

Date	Number of Patrols	Distance (km)	Number of Hours	Number of Rangers
2018-10-08	1	6.9	8.0	7
2018-10-09	1	9.0	6.1	7
2018-10-10	1	8.7	5.3	7
2018-10-11	1	9.9	7.2	7
2018-10-12	1	3.9	6.2	7
2018-10-13	1	6.6	6.3	7
2018-10-14	1	8.0	6.3	7
2018-10-15	1	8.6	3.1	7
2018-10-20	1	18.0	9.4	7
2018-10-21	1	6.7	6.8	7
2018-10-22	2	19.2	14.8	12
2018-10-23	2	18.1	15.2	12
2018-10-24	2	19.0	14.1	12
2018-10-25	2	17.7	15.1	12
2018-10-26	2	16.5	13.6	12
2018-10-27	2	6.6	18.3	12
2018-10-28	1	6.0	10.0	5
2018-11-11	2	13.3	10.4	16
2018-11-12	2	9.5	10.4	16
2018-11-13	2	13.4	15.3	16
2018-11-14	2	9.9	12.2	16
2018-11-15	2	18.7	15.1	16
2018-11-16	2	13.0	11.1	16
2018-11-17	2	7.5	5.1	16
2018-11-23	1	9.7	7.8	8
2018-11-24	2	15.2	13.9	35
2018-11-25	2	18.9	16.0	15

Date	Number of Patrols	Distance (km)	Number of Hours	Number of Rangers
2018-11-26	2	14.4	13.6	15
2018-11-27	2	13.4	12.1	15
2018-11-28	2	18.3	13.2	15
2018-11-29	2	14.4	6.7	15
2018-12-10	2	24.6	16.8	12
2018-12-11	2	10.3	11.3	12
2018-12-12	2	15.6	15.6	12
2018-12-13	2	14.1	15.9	12
2018-12-14	3	26.2	24.5	18
2018-12-15	4	30.1	29.3	24
2018-12-16	4	49.5	35.7	23
2018-12-17	2	16.0	14.1	12
2018-12-18	2	14.3	14.9	12
2018-12-19	2	12.0	5.9	12

Appendix II. Encounter rate of wildlife species observed (all sign types) during the period October to December 2018.

Species	Scientific names	Number of Observations	Encounter rate per km
Red river hog	<i>Potamochoerus porcus</i>	138	0.233
Mona monkey	<i>Cercopithecus mona</i>	81	0.137
Unidentified monkey	--	48	0.081
Blue duiker	<i>Philantomba monticola</i>	45	0.076
Elephant	<i>Loxodonta cyclotis</i>	41	0.069
Bay duiker	<i>Cephalophus dorsalis</i>	35	0.059
Brush-tailed porcupine	<i>Atherurus africanus</i>	34	0.057
Putty-nosed monkey	<i>Cercopithecus nictitans</i>	34	0.057
Buffalo	<i>Syncerus caffer</i>	21	0.036
Common cusimanse	<i>Crossarchus obscurus</i>	9	0.015
Drill	<i>Mandrillus leucophaeus</i>	5	0.008
Crested guinea fowl	<i>Guttera plumifera</i>	5	0.008
Nigeria-Cameroon chimpanzee	<i>Pan troglodytes ellioti</i>	4	0.007
Red-eared monkey	<i>Cercopithecus erythrotis</i>	3	0.005
Grey parrot	<i>Psittacus erithacus</i>	2	0.003

Appendix III. Ranger work time for the period October to December 2018.

Name	Number of Patrols	Number of Patrol Days	Number of Patrol Hours	Total Patrol Distance (km)
Abel Ita Akpu	1	8	48.5	61.7
Ajom Oru Oru	2	13	81.3	90.6
Akpela Peter Ihund	2	14	85.0	93.9
Aondona Michael Aernyi	4	27	188.7	227.9
Augustine Osim Bassey	1	7	53.4	63.4
Austine Etta Etta	5	36	248.0	270.7
Christopher Agbachom Itandak	2	14	85.0	93.9
Cornelius Itafaha Onyo	1	6	36.3	42.0
Delvis Okon	1	7	61.6	64.6
Dominic Inyang Anki	2	11	71.2	98.4
Eba Asinya Etahanjom	3	20	139.4	150.5
Ekpe Etta Joel	2	14	110.1	127.0
Ekun Effiong Ekpe	3	18	128.0	162.1
Ephraim Imoh Oyoma	1	7	61.6	64.6
Ernest Achura Anwah	2	16	109.2	125.7
Etim Itomin Nyane	1	5	32.7	42.8
Fabian Agbor Agbor	1	7	40.0	45.3
Francis Akor Muyorkem	2	11	71.2	98.4
John Akparika	1	7	39.5	39.8
Ime Silas	1	7	39.5	39.8
John Afor Oben	1	7	53.4	63.4
John Osang Bisong	3	22	145.5	167.7
Kenedy Missang Oyama	2	14	84.4	88.5
kingsley Ramsel Udoh	4	29	185.6	213.0
Lawrence Ndemini Phillip	1	1	7.1	8.0
Lazarus Bassey Bassey	1	1	7.1	8.0
Lekam Anim Obongha	3	21	137.8	151.8
Linus Emmanuel Ayum	1	1	7.1	8.0
Linus Joseph Effiong	1	1	7.1	8.0
Mathew Ojong Neji	5	36	248.0	270.7
Okon Edet Edet	4	29	187.7	226.6
Oliver Nsung Itansum	1	7	53.4	63.4
Peter Etim Ekun	2	10	63.6	90.4
Romanus Orim Egbi	2	15	100.2	103.8
Sunday Keyo Onu	2	13	76.4	87.3
Sunday Tiku Ebam	1	5	32.7	42.8
Sylvester Ojong Akat	1	7	56.7	63.7
Ubi Okpa Otu	1	7	39.5	39.8
Valentine Okon Effim	1	7	61.6	64.6
Victor Asuquo Omang	1	6	36.3	42.0