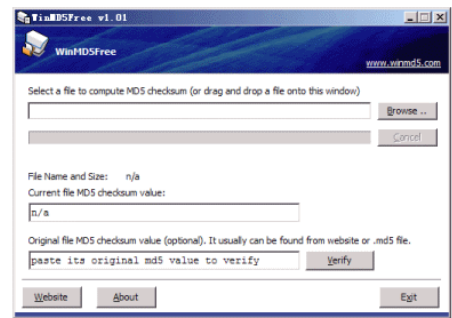


WinMD5Free

WinMD5Free is a tiny and fast utility to compute MD5 hash value for files. It works with Microsoft Windows 98, Me, 2000, XP, 2003, Vista and Windows 7/8/10.



As an Internet standard (RFC 1321), MD5 has been used in a wide variety of security applications, and is also commonly used to check the integrity of file, and verify download. WinMD5 is a small and easy tool to calculate md5 hash or checksum for different files (including files larger than 4 GB).

Features:

- Supports almost all Windows platforms including Microsoft Windows 95, 98, 2000, Me, XP, 2003, Vista, Windows 7, 8, and Windows 10.
- Fast and multi-threaded. It can compute a 2 GB file less than 1 minute.
- Supports big files larger than 4 GB.
- Low resource usage. It uses less than 5 MB RAM.
- Don't require .NET runtime installed. It is a standalone EXE file and the startup is speedy. There are MD5 tools for Windows on the market, but most of them requires .NET runtime and they may take a few seconds to start. This is also the reason I wrote the program.
- Supports "Drag & Drop". You may either select a file, or drag and drop a file to the program window to get the MD5 hash value.
- Supports verification of original MD5 value and current MD5 value.
- Most important, it is FREE. No spyware or adware bundle.
- Small size, an effective and tiny tool for data security.

Software Recommendation:

AirCopy Software for Windows - Transfer Photos, Videos and Documents from Phone to PC or from PC to Phone via WiFi (supports iPhone or Android).

[Visit AirCopy.com to Free Download AirCopy Software](#) - [easy/safe/no ads/lightweight/no phone apps]

Download WinMD5 (only 249KB):

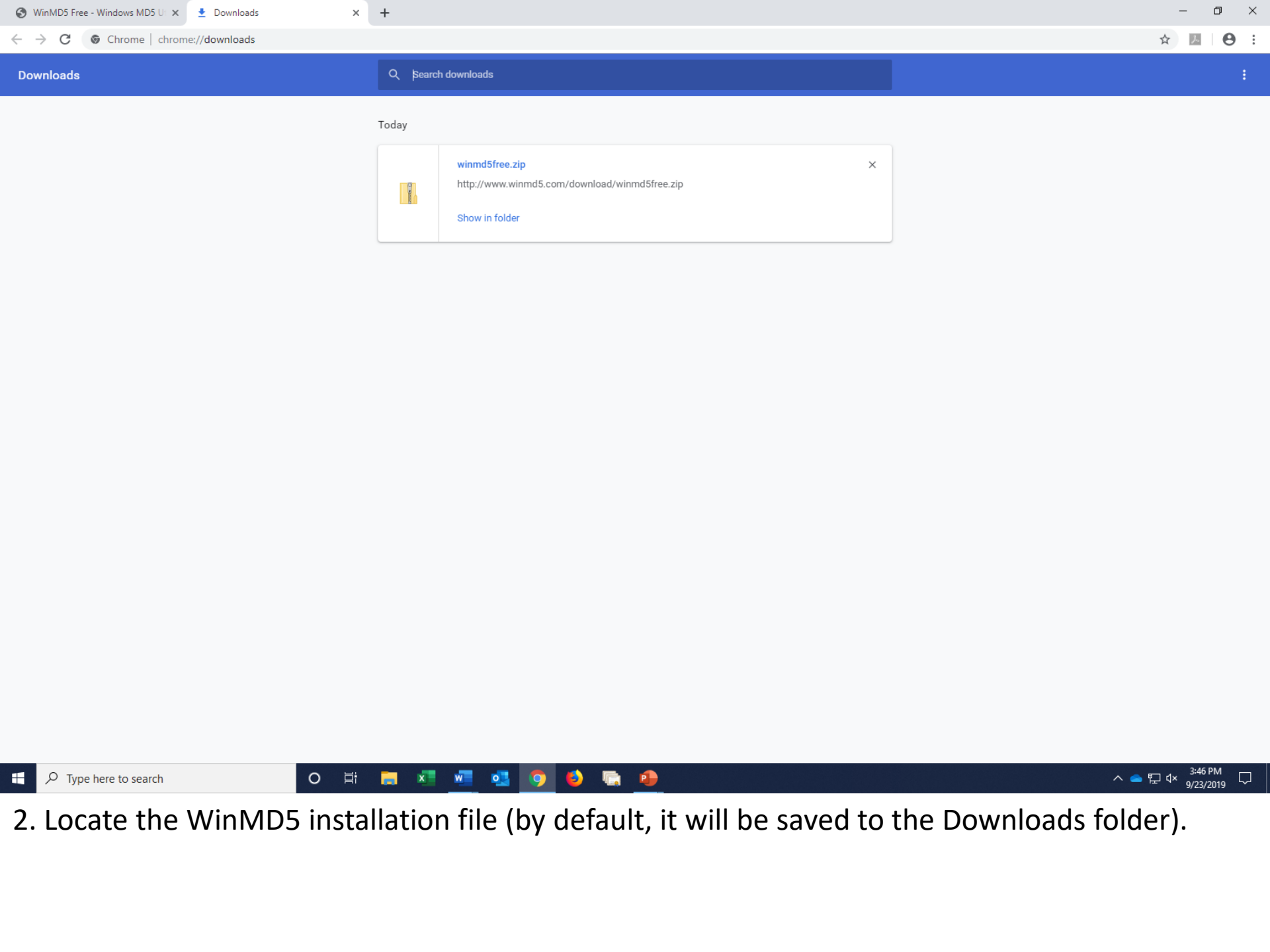
[WinMD5 Freeware Download](#) ← Click here to download

WinMD5Free.zip MD5: 73f48840b60ab6da68b03acd322445ee


WinMD5Free.exe MD5: 944a1e869969dd8a4b64ca5e6ebc209a

You may simply download it, then unzip and put the exe to any folder on your hard drive, and start to use. No installation is required. The download does not contain any virus, spyware, adware or malware.

1. Go to <http://www.winmd5.com>. Click "WinMD5 Freeware Download." If prompted, choose to save the file to disk. Note: You must have WinZip or 7-Zip installed to decompress the installation file.

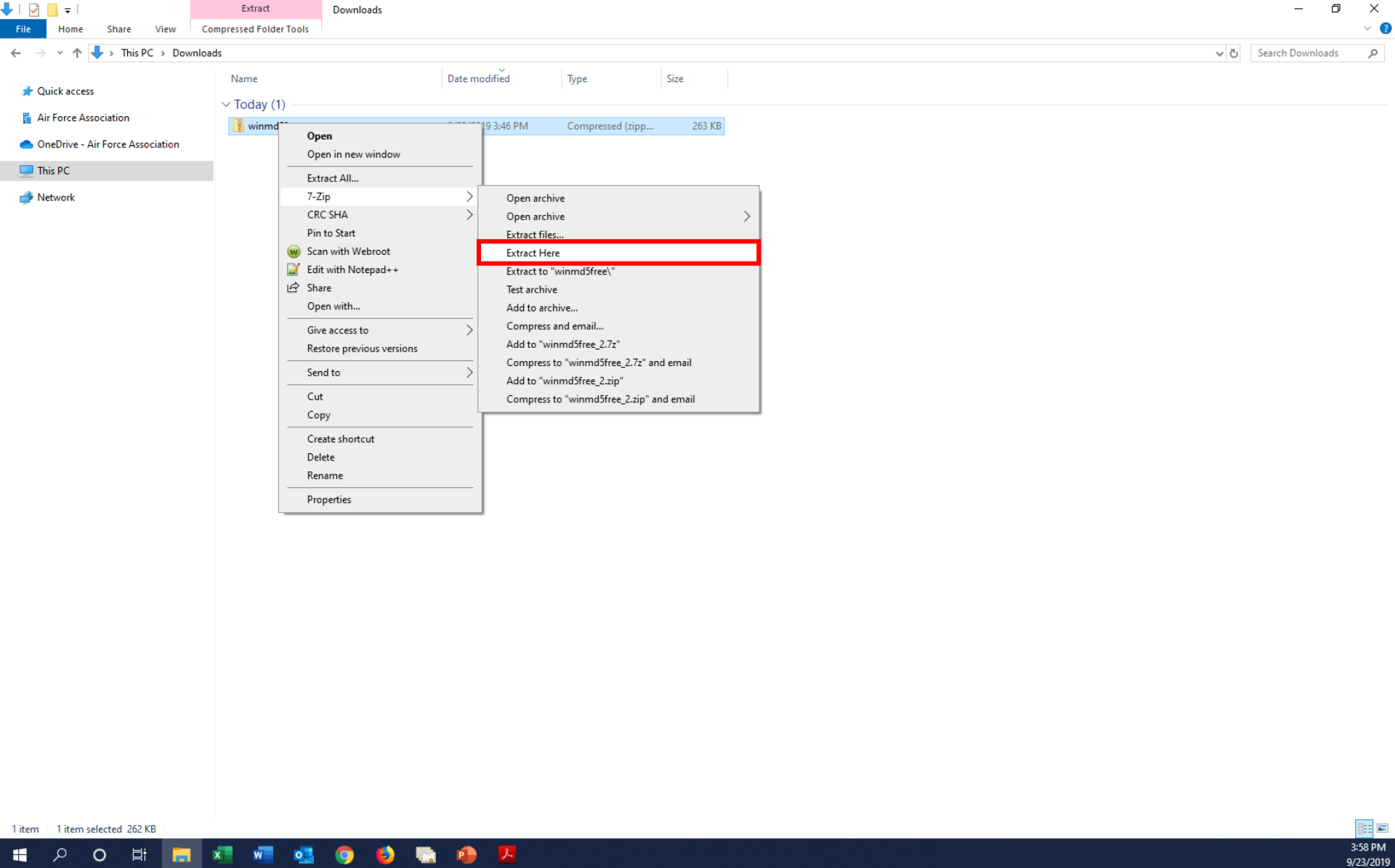


Today

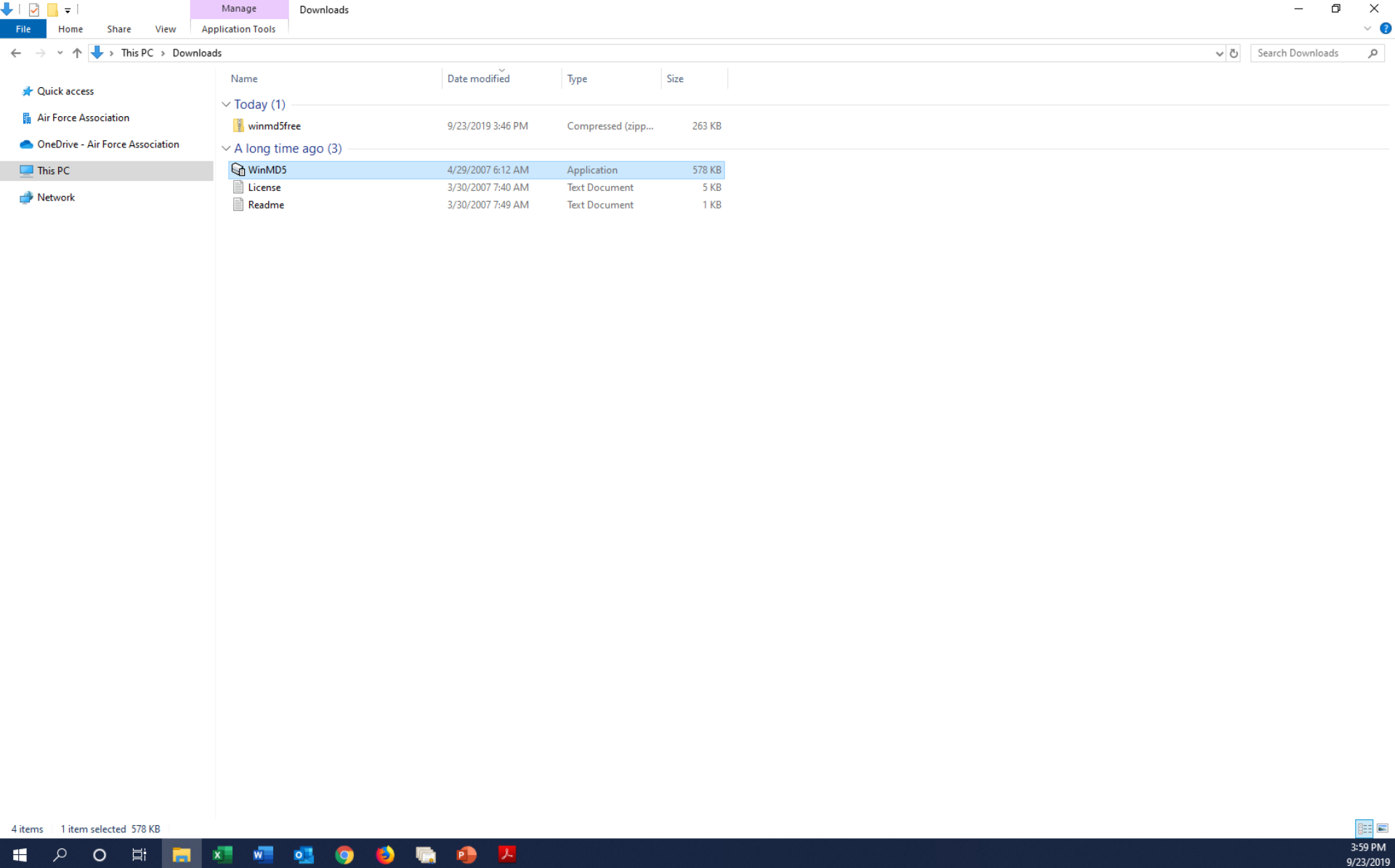
	<p>winmd5free.zip ×</p> <p>http://www.winmd5.com/download/winmd5free.zip</p> <p>Show in folder</p>
---	---



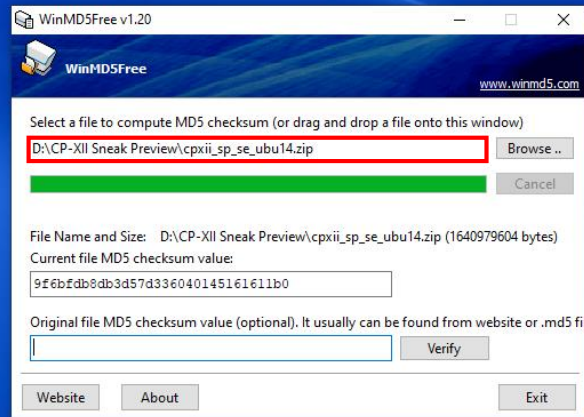
2. Locate the WinMD5 installation file (by default, it will be saved to the Downloads folder).



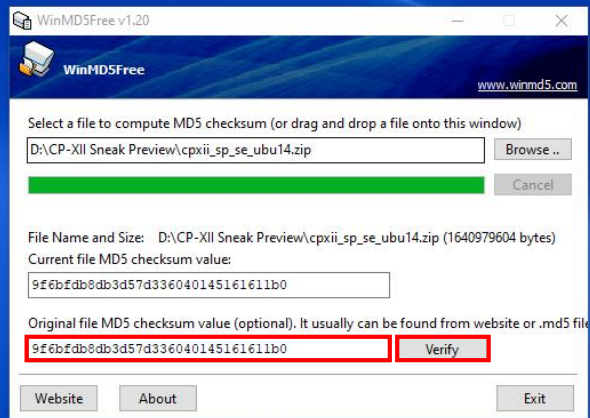
3. Use 7-Zip to extract the contents of the WinMD5 file to the current folder using “Extract Here.” Select “Extract files...” if you want to extract the contents to a different folder.



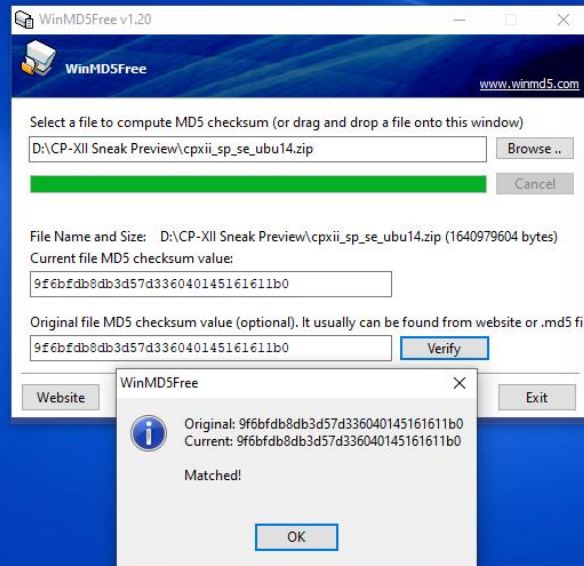
4. Run WinMD5 by double-clicking on the application file.



5. Select the .zip file you would like to verify. The checksum calculation process will begin immediately. After the green loading bar is complete, the file's MD5 checksum will be displayed under "Current file MD5 checksum value:".



6. Copy and Paste the CyberPatriot provided verification checksum next to the “Verify” button and click “Verify”.



7. If the checksum matches, the .zip file downloaded successfully. If the checksums do not match, you will need to download the file again and complete the verification process again. Press “OK” and close out of WinMD5 when finished.