



# 7-Zip

7-Zip is a file archiver with a high compression ratio.

Download 7-Zip 9.20 (2010-11-18) for Windows:

Link	Type	Windows	Size
<a href="#">Download</a>	.exe	32-bit x86	1 MB
<a href="#">Download</a>	.exe	64-bit x64	1 MB

The download links above redirect you to download pages on SourceForge.net

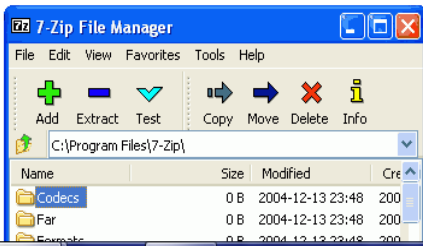
## License

7-Zip is **open source** software. Most of the source code is under the **GNU LGPL** license. The unRAR code is under a mixed license: GNU LGPL + unRAR restrictions. Check license information here: [7-Zip license](#).

You can use 7-Zip on any computer, including a computer in a commercial organization. You don't need to register or pay for 7-Zip.

## The main features of 7-Zip

- High compression ratio in [7z format](#) with **LZMA** and **LZMA2** compression
- Supported formats:
  - Packing / unpacking: 7z, XZ, BZIP2, GZIP, TAR, ZIP and WIM
  - Unpacking only: ARJ, CAB, CHM, CPIO, CramFS, DEB, DMG, FAT, HFS, ISO, LZH, LZMA, MBR, MSI, NSIS, NTFS, RAR, RPM, SquashFS, UDF, VHD, WIM, XAR and Z.
- For ZIP and GZIP formats, **7-Zip** provides a compression ratio that is 2-10 % better than the ratio provided by PKZip and WinZip
- Strong AES-256 encryption in 7z and ZIP formats
- Self-extracting capability for 7z format
- Integration with Windows Shell
- Powerful File Manager
- Powerful command line version
- Plugin for FAR Manager
- Localizations for 79 languages



Google Custom Search Search

7-Zip 9.29 alpha	2012-09-07
<a href="#">7-Zip 9.29 alpha</a>	

7-Zip 9.25 alpha	2011-09-16
<a href="#">Forum: 7-Zip 9.25 alpha</a>	
<a href="#">Download 7-Zip 32-bit</a>	
<a href="#">Download 7-Zip x64</a>	

7-Zip 9.22 beta	2011-04-18
<a href="#">7-Zip 9.22 beta</a>	

7-Zip 9.20	2010-11-18
<a href="#">History of 7-zip changes</a>	

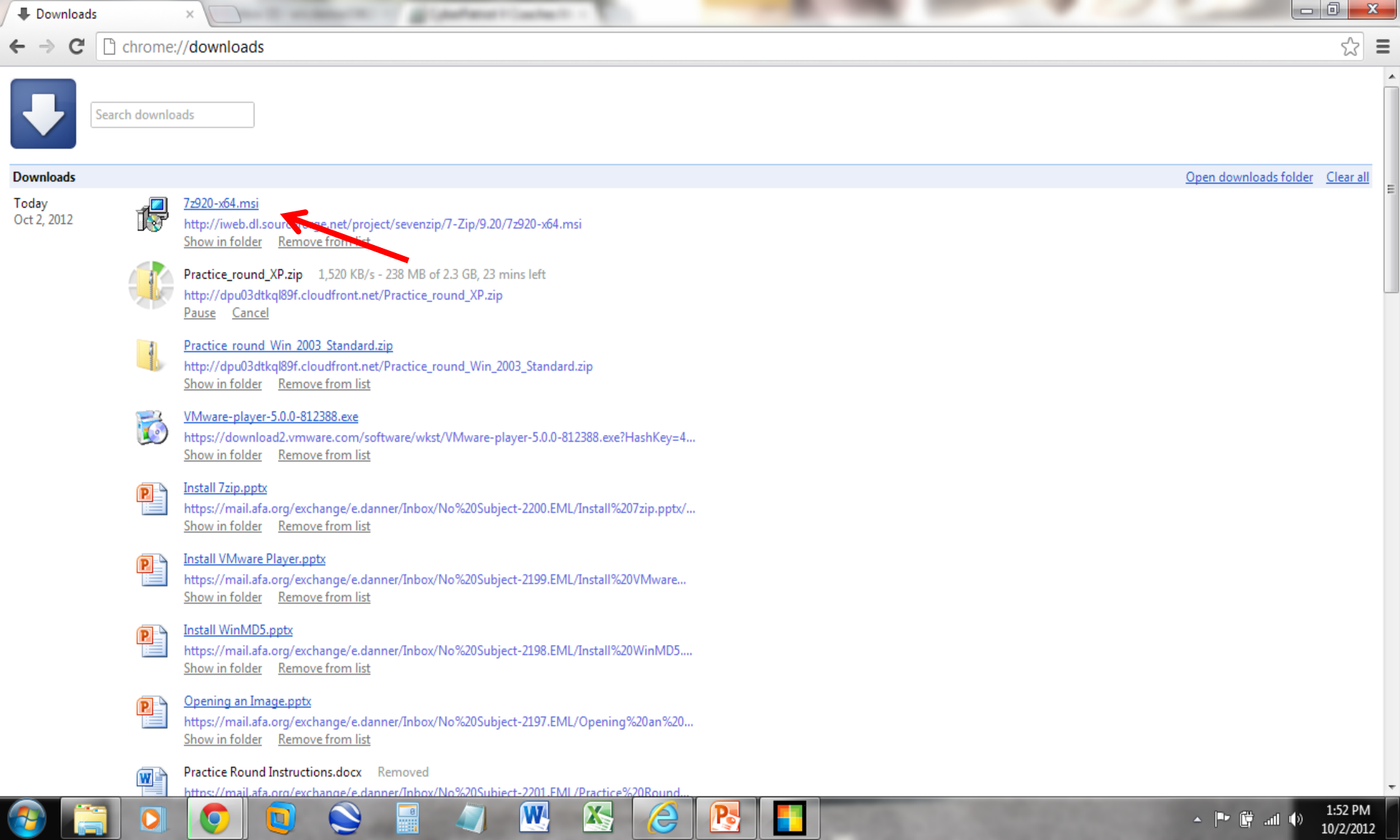
- Home
- 7z Format
- LZMA SDK
- Download
- FAQ
- Support
- Links

Donate

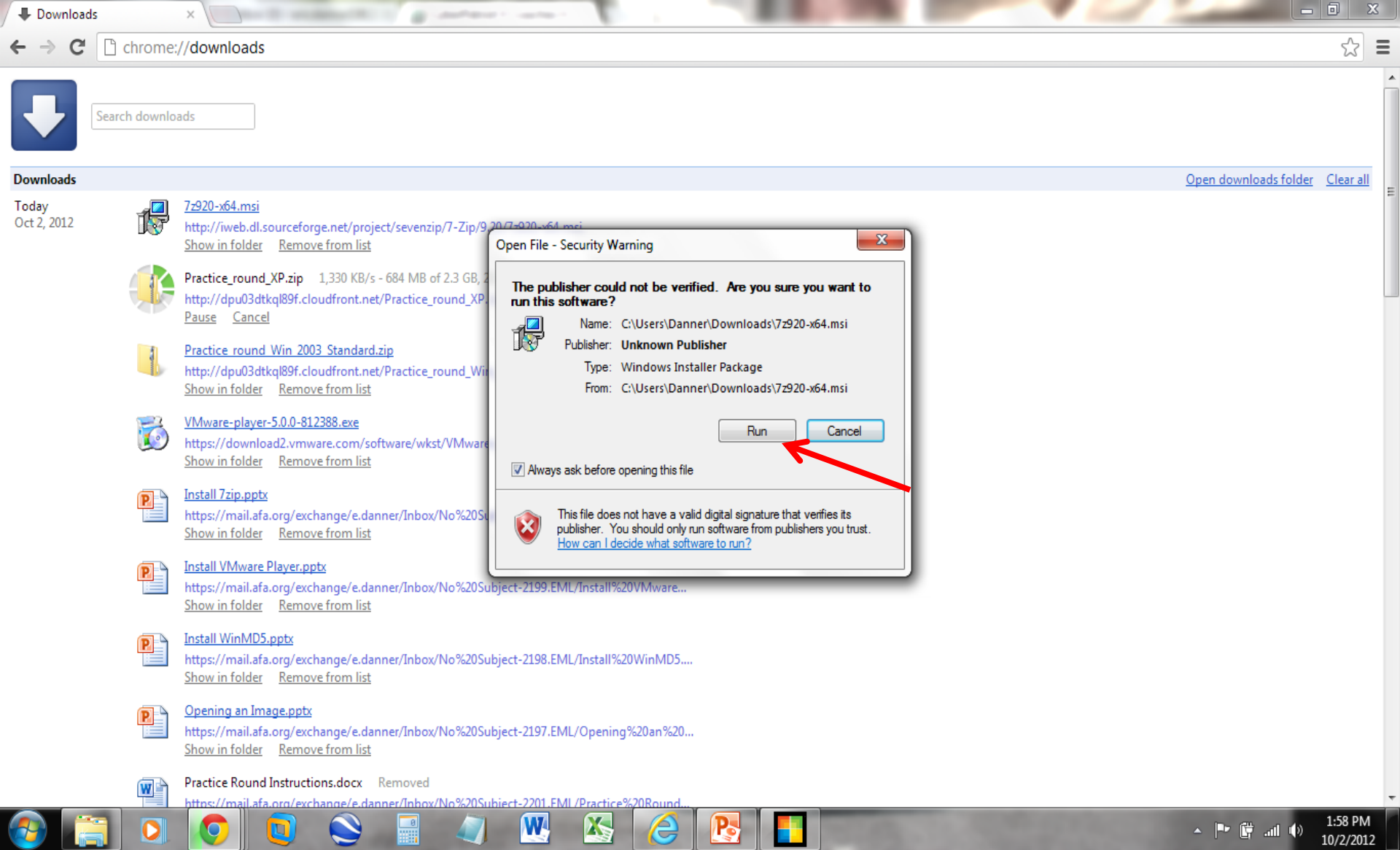


- English
- Bulgarian
- Chinese Simpl.
- Chinese Trad.
- Esperanto
- French
- German
- Hungarian
- Japanese
- Polish
- Portuguese Brazil
- Russian
- Spanish
- Ukrainian

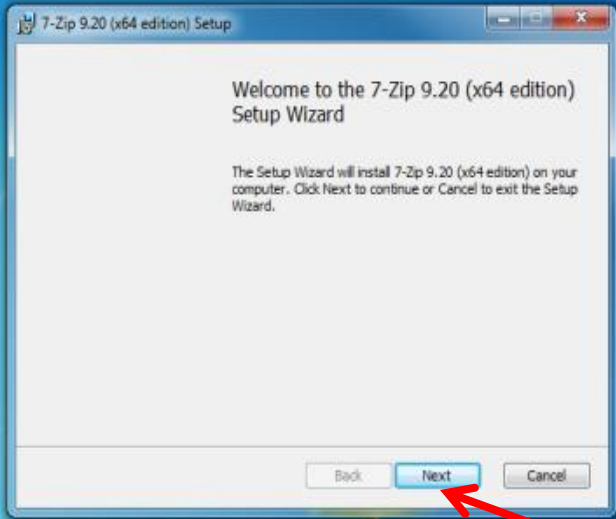
1. Go to <http://www.7-zip.org>. Download the version that is appropriate for your host system (e.g. 32- or 64-bit). If prompted, choose to "Save" the file to disk.



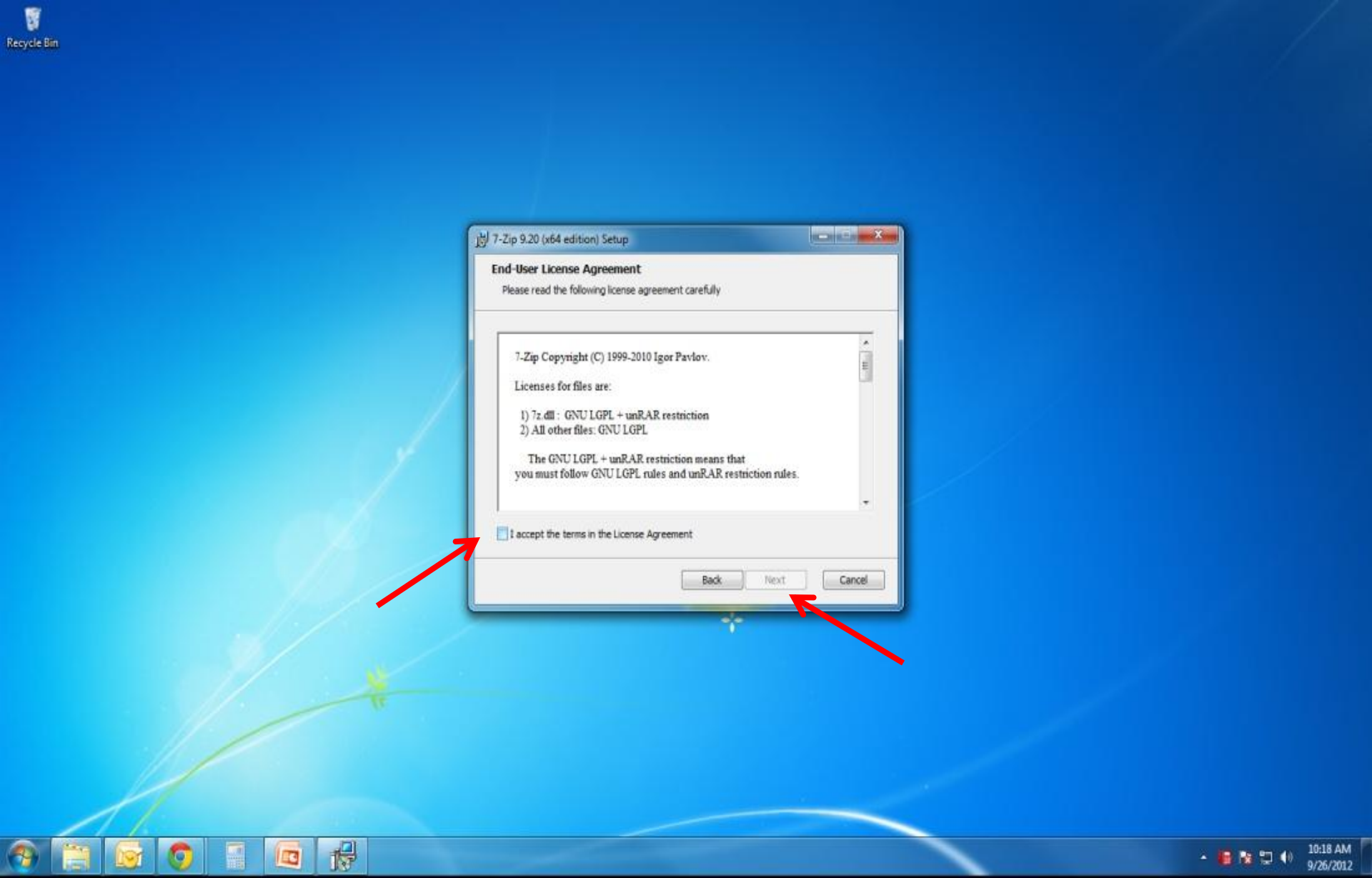
2. Locate the 7-zip installation file (by default, it will be saved to the Downloads folder).  
Note: The installation file will be a .exe file for 32-bit operating systems; an .msi file for 64-bit operating systems. Run the file.



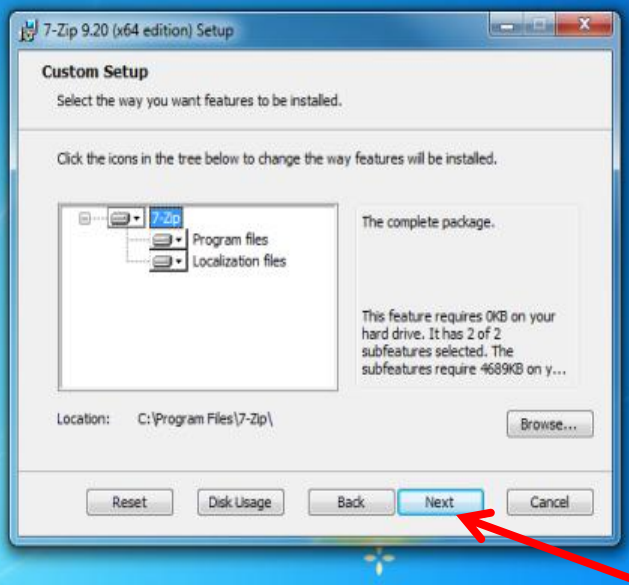
3. When prompted, click “Run” to allow the installation to proceed.



4. Click "Next" to continue.

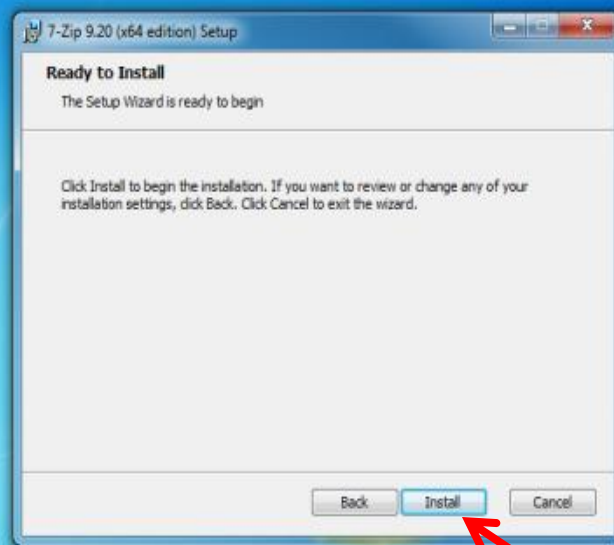


5. Check the box to accept the License Agreement. Then, click “Next.”

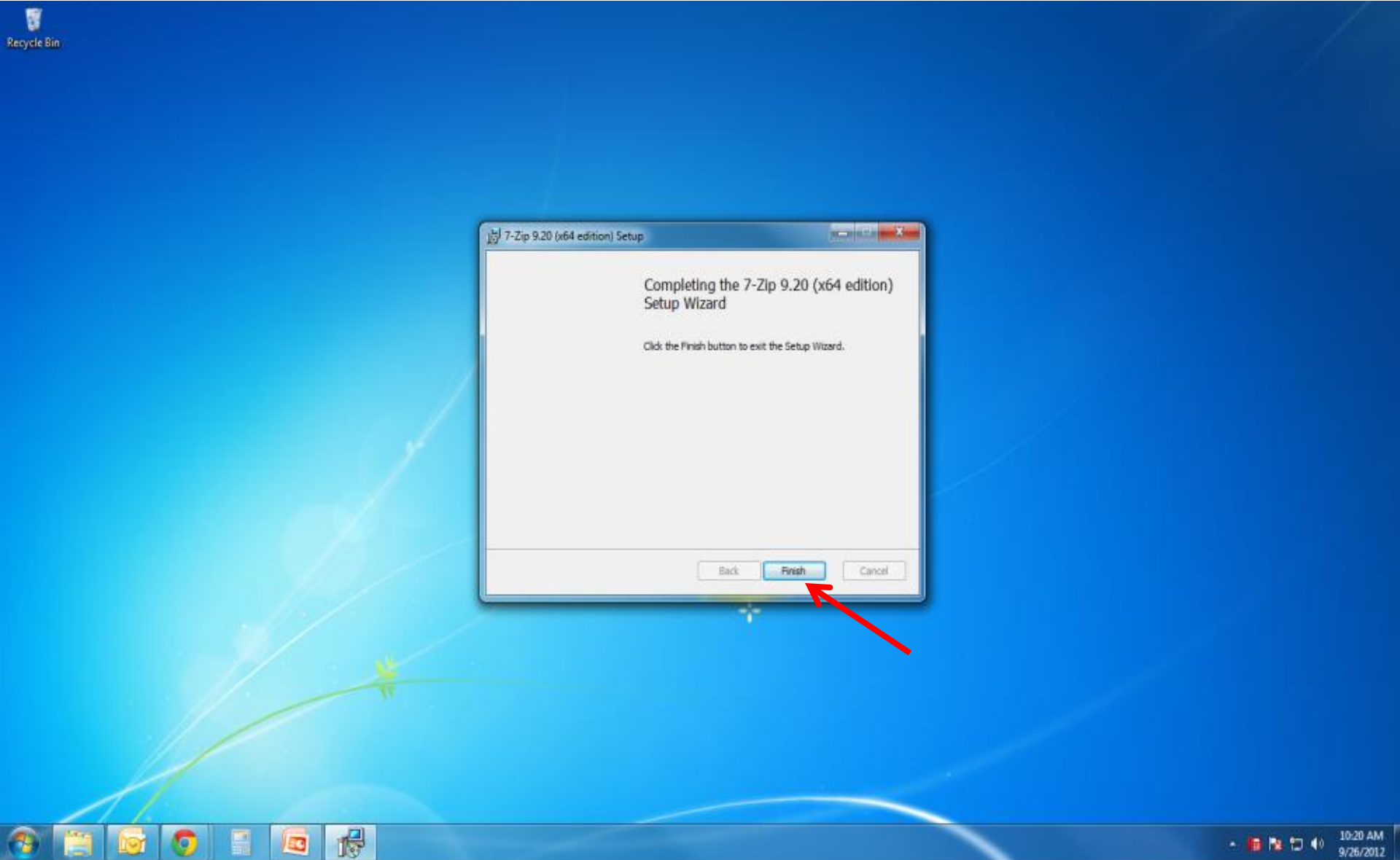


6. Unless you would like to install to another destination path, click “Next.”





7. Click “Install” to proceed with the installation.



8. Click “Finish” to complete the installation.