

UNIT 16 | SESSION 4

GOD IS PRESENT WITH US

ISAIAH 7

CHRIST CONNECTION:

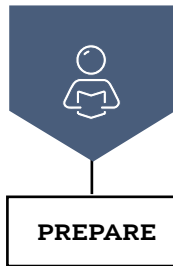
Isaiah said that God was going to send someone named Immanuel. God's promise came true when Jesus was born. One of Jesus' names is Immanuel. The name Immanuel means "God with us."

BIG PICTURE QUESTION:

Where is God? God is everywhere and is always with us.

KEY PASSAGE:

Zephaniah 3:17



YOUR HEART TO TEACH



LEADER Bible Study

Have you ever heard someone say something along the lines of, “God’s promise of the future should give you hope today”? Maybe you’ve heard it dozens of times or said it just as many. In part, this saying stands because we believe the Bible teaches this principle; however, at the gut level, this idea can be challenging to hear and believe.

In Isaiah 7, God reminded Ahaz through the prophet Isaiah that he had ample reason to trust God. The evidence? A future promise. In a moment where it would have made sense to the human mind to reference a past experience or previous fulfillment, God chose to offer hope with a word about something that had not yet happened.

That future promise was the incarnation of Jesus Christ. God promised a Messiah would come in order to encourage Ahaz to trust the Lord in that moment.

In hindsight, it is easy for us to read this and understand that God was forecasting a promise that we know He would ultimately keep. However, at the moment, this must have been perplexing to hear.

When we make our way through the New Testament and discover some of the beautiful and hopeful promises of the second return of Christ, the eternal joy of God’s people, and the faithfulness of God through trial

and tribulation, we too might be tempted to wonder if it will actually happen.

Numbers 23:19 says, “God is not a man, that he might lie, or a son of man, that he might change his mind. Does he speak and not act, or promise and not fulfill?” God is faithful. We can look to the past and find a record of this truth, which means we can look to the future with continued confidence. God is not a liar.

Though not overt, our faithlessness in the face of His future promises suggest that we at least think there may be a chance that He is not always true to His Word and faithful to fulfill His promises. Yet He will not waver, and we can set our faith in His faithfulness.

Yes, be thankful for God’s faithfulness in the past, but also be confident in His future promises. God is present with us. He will not change His mind, His character, or His Word.

NAMES TO KNOW

Immanuel: name meaning “God with us.” *Immanuel* was the name of the son to be born in Isaiah’s prophecy to King Ahaz (Isa. 7:14) and fulfilled in the birth of Jesus (Matt. 1:22-23).



YOUR HEART TO TEACH

GATHER Supplies

Keep these items on hand for each session: Allergy Alert, Bibles, construction paper, copy paper, washable markers, crayons, scissors (adult use), blunt-tipped scissors, glue sticks, glue, blocks, baby dolls, play dough, world map or globe, snack food, paper cups, and napkins.



WELCOME

Welcome

- ☐ "A Warrior Who Saves (Zephaniah 3:17)" song

Activity Page

- ☐ "Finish the Pattern" activity page, 1 per child

Transition

- ☐ countdown video (optional)



LEARN

Learn about the Bible

- ☐ bookmark
- ☐ Giant Timeline or Small Group Timeline

Tell the Bible story

- ☐ Bible Story Picture Poster
- ☐ "God Is Present with Us" video (optional)
- ☐ storytelling tips props (optional)

Practice the key passage

- ☐ Key Passage Marker
- ☐ Key Passage Poster
- ☐ "A Warrior Who Saves (Zephaniah 3:17)" song

Learn the Big Picture

Question and Answer

- ☐ Big Picture Question Poster

Missions moment

- ☐ "Shahid and Maroofa Kamal Photo" printable



LOVE

Snack and talk

- ☐ hand sanitizer (optional)
- ☐ Bible Story Picture Poster
- ☐ Big Picture Question Poster



LIVE

Make a bracelet

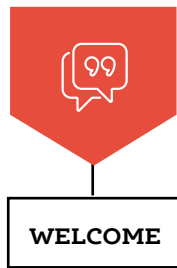
- ☐ cardboard tubes cut into 4-inch segments, 1 per child
- ☐ jewel stickers
- ☐ adhesive address labels printed with the Big Picture Answer

Count the army

- ☐ people figures or counting manipulatives, about 22
- ☐ large piece of paper
- ☐ Old Testament Kingdoms Map (optional)

Pass the beanbag

- ☐ beanbag



WELCOME Preschoolers

Post an allergy alert, if needed. Set out supplies to engage preschoolers as they arrive. Play music as you welcome preschoolers. Greet children by name at eye level. Follow your church's security procedures.

1 ACTIVITY PAGE

Lead preschoolers to complete "Finish the Pattern" on the activity page.

SAY “ God had warned His people that foreign kings and armies would attack their cities because they worshiped idols. But God also promised that He would send a baby as a sign of His presence with His people. God’s message was written on a scroll hundreds of years before these things happened. ”

2 SESSION STARTER

Use one or both of the following options to engage curiosity about today’s Bible story.

SING PRAISE



Remind preschoolers of the key passage and how it says that God delights in those whom He saves with singing. Lead children in responding to God’s salvation by singing praise back to Him. Sing familiar songs such as “Jesus Loves Me” and “God Is So Good” together.

SAY “ Even though God had to punish His people for their sin, He wanted them to know that He would always be with them. God came to live with His people and punish sin once-and-for-all when He sent Jesus. God deserves all our worship for sending Jesus! ”

CARE FOR BABIES

Prompt preschoolers to play out feeding, dressing, and putting baby dolls to sleep. Explain that Jesus’ mother wrapped Him in strips of cloth and laid Him in a feeding trough for animals when He was born.

SAY “ God’s people had trouble believing that God would save them from their enemies. So God did something even more amazing to prove that He is always with us. God came to earth as a baby born to a young, unmarried girl! Jesus is God with us, and He saves us from our greatest enemies of sin and death. ”

3 TRANSITION TO LEARN

Gain preschoolers’ attention by showing the countdown video, turning the lights off and on, or clapping a simple rhythm for children to copy. Invite preschoolers to tell you one of their other names (first, middle, last, or nickname) as they transition to Learn.

Transition from **WELCOME** to **LEARN**





THE STORY OF THE GOSPEL

LEARN the Bible Story

1 INTRODUCE THE BIBLE STORY

Invite preschoolers to talk about who takes care of them. Be sensitive to difficult family situations. Thank God for all the people whom He has placed in children's lives to care for them.

SAY “No matter who takes care of you, God is always watching over you. God had promised to be with His people a long time ago, but they had trouble believing that God would take care of them. God always keeps His promises!”

2 LEARN ABOUT THE BIBLE

Place a bookmark at Isaiah 7 in your Bible. Invite a preschooler to open it. Reverently display the open Bible.

SAY “For our Bible story today, we are going back to a time in history before God's people were taken to Babylon. God proved that His promises are true by telling people exactly what was going to happen long before it happened. Listen to God's true Word from the Bible in the Book of Isaiah.”

Point to the Bible story picture on the giant timeline or small group timeline. Remind children that all the stories in the Bible fit together to tell an even bigger story. The Bible tells us the big story of how God rescues sinners through His Son, Jesus.

3 TELL THE BIBLE STORY

Tell the following Bible story using the provided storytelling tips or show the video. Use the bold version of the Bible story for younger preschoolers.

GOD IS PRESENT WITH US

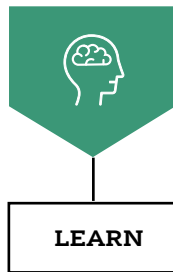
“The king of Judah was named **Ahaz** (AY haz). He **was not a good king**. He made wrong choices. King Ahaz **worshiped idols—people and things that are not the one true God**.

King Ahaz heard that two other kings—the king of Israel and the king of Syria—had agreed to help each other in battles. King Ahaz wanted someone to help him in battles too, so he made an agreement with the king of Assyria. Assyria was powerful, and its army was strong.

One day, **King Ahaz heard that the kings of Israel and Syria were going to attack one of his cities. Ahaz was afraid!** Everyone in Judah was afraid. **But Ahaz didn't need to be afraid.** A long time ago, **God promised King David that He would be with His people. God always keeps His promises!**

God sent the prophet Isaiah to talk to King Ahaz. Isaiah said, “Listen and be quiet. Trust God. He will take care of you.”

Then **Isaiah said, “The kings of Israel and Syria are planning to attack your city. They want someone else to be king. But God isn't going to let this happen. God is in control of everything.”**



THE STORY OF THE GOSPEL

This was good news for Ahaz, but how could he be sure this was true? God's words are always true! Isaiah spoke God's words: "Don't you believe Me? I'm going to protect you. Believe it!"

God was going to give a sign to show that He was telling the truth. Isaiah said, "A young, unmarried girl will have a baby. She will name the baby Immanuel."

Isaiah said that Ahaz would be safe from the other kings soon. "But," Isaiah said, "God's judgment is coming. He will punish you and the people of Judah for your sin. The king of Assyria and his strong army will attack! Your enemies' armies will surround Judah, and you won't be able to get away!" ”

STORYTELLING TIPS

Mime it: Invite another leader to dramatically mime the reactions and emotions of Ahaz as you tell the story. Exude the confidence of Isaiah as you share his message.

Repeat the truth: When you read a key statement of truth, such as "trust God," "He will take care of you," "God is in control of everything," or "God's words are always true," invite the preschoolers to repeat the phrase after you.

4 CHRIST CONNECTION

SAY ” Isaiah said that God was going to send someone named Immanuel. God's promise came true when Jesus was born. One of Jesus' names is Immanuel. The name Immanuel means "God with us." ”

5 REVIEW THE BIBLE STORY

SAY ” God had promised King David long ago that He would always be with His people, but King Ahaz did not believe God. When Ahaz heard that his enemies were going to attack Judah, he asked another powerful king to help him instead of trusting God to take care of them. God sent Isaiah to tell Ahaz that he would be punished for his sin, but God would still keep His promise to be with His people. God promised to send a baby whose name would mean "God with us." Jesus is the baby who was miraculously born to a young girl. He is Immanuel, God with us! ”

6 PRACTICE THE KEY PASSAGE

Place the key passage marker at Zephaniah 3:17. Invite a child to open your Bible to the key passage. Read the key passage aloud. Allow preschoolers to say the key passage from memory as desired.

SAY ” King Ahaz did not believe that God was a strong warrior who was with him to save His people from their enemies. God proved His power to save when He sent Jesus to be God with us! Angels rejoiced over Jesus' birth with singing, and because of what Jesus has done to save His people, all of heaven rejoices over every person who trusts in Jesus. We can join the song of heaven now as we delight in Jesus with singing! ”

Sing the key passage song, "A Warrior Who Saves (Zephaniah 3:17)." You may also choose to sing a worship song of your choice.



THE STORY OF THE GOSPEL

7 LEARN THE BIG PICTURE QUESTION AND ANSWER

SAY “ Let’s review our big picture question and answer one more time: **Where is God? God is everywhere and is always with us.** God was with His people whether they were in their own land or far away from it. God proved that He is always with His people when He sent Jesus. One of Jesus’ names is Immanuel, which means “God with us.” Jesus is God born as a human, and He lives forever. There is no time or place where we are without God! ”

8 MISSIONS MOMENT

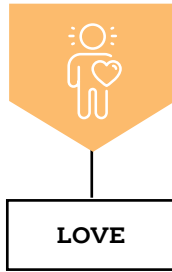
Print a copy of the “Shahid and Maroofa Kamal Photo” printable. Show preschoolers the photo of the Kamals. Mention that the Kamal family wants the South Asian community in Canada to know about Jesus. The entire family helps in the ministry of the church. Pastor Shahid’s kids help in the youth ministry and his wife, Maroofa, speaks to the women in the church. The church leaders are helping people know more about Jesus in home Bible studies and weekly Bible studies at the church.

SAY “ A new church was started in Vancouver, Canada, a few years ago. It is called the South Asian Community Church. Pastor Shahid (shuh HEED) Kamal and his wife, Maroofa (mah ROO fah), knew God wanted them to start a church for the large number of South Asian people living in the Vancouver area. ”

Pray for the Kamal family as they lead the church and help people in the community know about the one true God. Also pray for more individuals and churches to help start new churches in Vancouver.

Transition from **LEARN** to **LOVE**





THE GOD OF THE GOSPEL

LOVE God because of what we learned

1 PRAY

Invite preschoolers to close their eyes and think about God as they talk with Him.

SAY “God, You always keep Your promises! You promised to be with Your people always. Sometimes it is hard to remember that You are in control of everything. Please forgive us, Jesus. We know that You are always with us. Help us to trust You even when we are afraid. Help us believe Your promise to take care of us. Amen.”

2 SNACK AND TALK



Post an allergy alert. Wash hands or use hand sanitizer. Serve a snack. Show the Bible story picture poster as you ask the following questions. Retell parts of the Bible story as needed.

SAY “What was your favorite part of today’s Bible story?”

SAY “What did you learn about God in today’s Bible story?”

SAY “What does the name Immanuel mean?”

SAY “Where is God? God is everywhere and is always with us.”

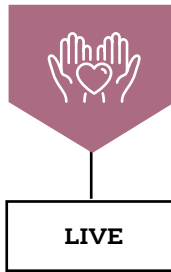
3 GIVE THUMBS UP OR DOWN

Explain to preschoolers that you are going to say a statement and then invite children to give a thumbs up if they believe the statement is true or a thumbs down if they believe the statement is not true. Use true statements from the Bible story such as “God is in control of everything,” “God always keeps His promises,” or “Isaiah was a prophet.” Use silly statements such as “King Ahaz was afraid of babies” or “the sign God would give would be a puppy.” Ask “do you believe it?” after each statement.

SAY “Some of the things I said were silly, but God’s words are always true. Ahaz was afraid of his enemies because he didn’t believe that God would keep His promise to be with His people. Isaiah spoke God’s words: ‘Don’t you believe Me? I’m going to protect you. Believe it’ Isaiah said that God was going to send someone named Immanuel, which means “God with us.” God’s promise came true when Jesus was born. We don’t have to be afraid of anything because Jesus is God with us. I pray you will always believe that!”

Transition from **LOVE** to **LIVE**





THE MISSION OF THE GOSPEL

LIVE for God out of love

- 1 Choose the activities that best fit your group, space, available resources, and time constraints. Set up activities in one of these ways: as a group, all at the same time; in small groups that rotate through each activity; or set up as centers, allowing preschoolers to browse and choose.

GUESS WHO IS WITH YOU



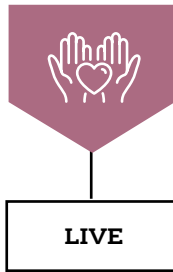
Guide preschoolers to sit on the floor. Invite one child to sit on a chair at the front of the group and ask him to cover his eyes. Invite another child to quietly stand behind him. Encourage the first child to listen and be quiet so he can guess who is with him without looking. Allow him to open his eyes and guess who is missing from the group. After a correct guess or a couple of wrong guesses, invite both children to rejoin the other preschoolers. Continue playing until each child has participated.

SAY “Was it hard to know who was with you without looking? King Ahaz could not see God, and he did not believe that God was with His people. God sent the prophet Isaiah to talk to King Ahaz. Isaiah said, “Listen and be quiet. Trust God. He will take care of you.” Isaiah said that God was going to send someone named Immanuel, which means “God with us.” God’s promise came true when Jesus was born. Jesus is God with us! **Where is God? God is everywhere and is always with us.** We can trust God to take care of us, even when we can’t see Him.”

MAKE A BRACELET

Print God is everywhere and is always with us on adhesive address labels prior to the session. Use scissors to cut a slit in the cardboard segment to create a cuff bracelet. Distribute a bracelet with a label to each preschooler. Say the big picture question and answer as the preschooler receives his bracelet. Lead preschoolers to use markers and jewel stickers to decorate their cuff bracelet.

SAY “Wow, look at the colors and the jewels you chose for your bracelet! Your bracelet will help you remember our big picture question and answer. Let’s say it together! Ready? **Where is God? God is everywhere and is always with us.** The name Immanuel means ‘God with us.’ God’s promise came true when Jesus was born. One of Jesus’ names is Immanuel. We know that God is with us because Jesus was born just like Isaiah said.”



THE MISSION OF THE GOSPEL

COUNT THE ARMY

Lay the Old Testament Kingdoms map on the floor or draw a simple replica on a large piece of paper. Provide people figures or other counting manipulatives. Invite children to count out and place figures on the map as you review the Bible story. Only place two figures on Judah, but place five figures on Israel and five figures on Damascus (Syria). Push together the latter two groups as you review their agreement and invite preschoolers to count the total. Count up to ten more figures and place them off the northeast corner of the map as you talk about Ahaz's agreement with Assyria. Move the figures as desired while you review the Bible story.

SAY “When Ahaz was king of Judah, he heard that the kings of Israel and Syria agreed to help each other attack one of his cities. King Ahaz was afraid, so he made an agreement with the powerful king of Assyria. But Ahaz should not have trusted in Assyria's strong army, he should have trusted in God's promises! God let Assyria attack Judah instead of helping them to punish the people for their sin. God kept His promise to be with His people when He sent Jesus. One of Jesus' names is Immanuel, which means “God with us.” We don't have to be afraid of anything because Jesus is God with us.”

PASS THE BEANBAG



Instruct preschoolers to form a line on one side of the room. Explain that just like new churches need partners or friends to help them, we will work with friends to accomplish fun tasks. Give the first child in line a beanbag. Instruct him to pass it to the child next to him. Encourage the children to continue to pass the beanbag until the child at the end of the line receives it. Then instruct children to say, “Tell people about Jesus.” Continue the game with different rounds of instructions such as passing the beanbag high above their heads and low through their feet. After each round, say a statement such as “Pray for new churches” and “Thank You, God, for missionaries.” Lead the children in a prayer for the missionaries in Vancouver.

SAY “It is important for people to work together to start new churches in Vancouver and other places in the world. It takes money, time, and hard work to start new churches. Missionaries who start new churches need people to pray for them and help them in their work.”

2 TRANSITION

Invite preschoolers to complete their coloring pages. Consider leading preschoolers to sing the key passage song or involving them in a simple game to practice the key passage or big picture question. If parents are picking up children at this time, tell them something that their child enjoyed doing or did well during the session. Give parents the completed activity page. Distribute the big picture cards for families. Encourage parents to engage with the family discussion starters and family activities during the week.