

UNIT 16 | SESSION 4

GOD IS PRESENT WITH US

ISAIAH 7

CHRIST CONNECTION:

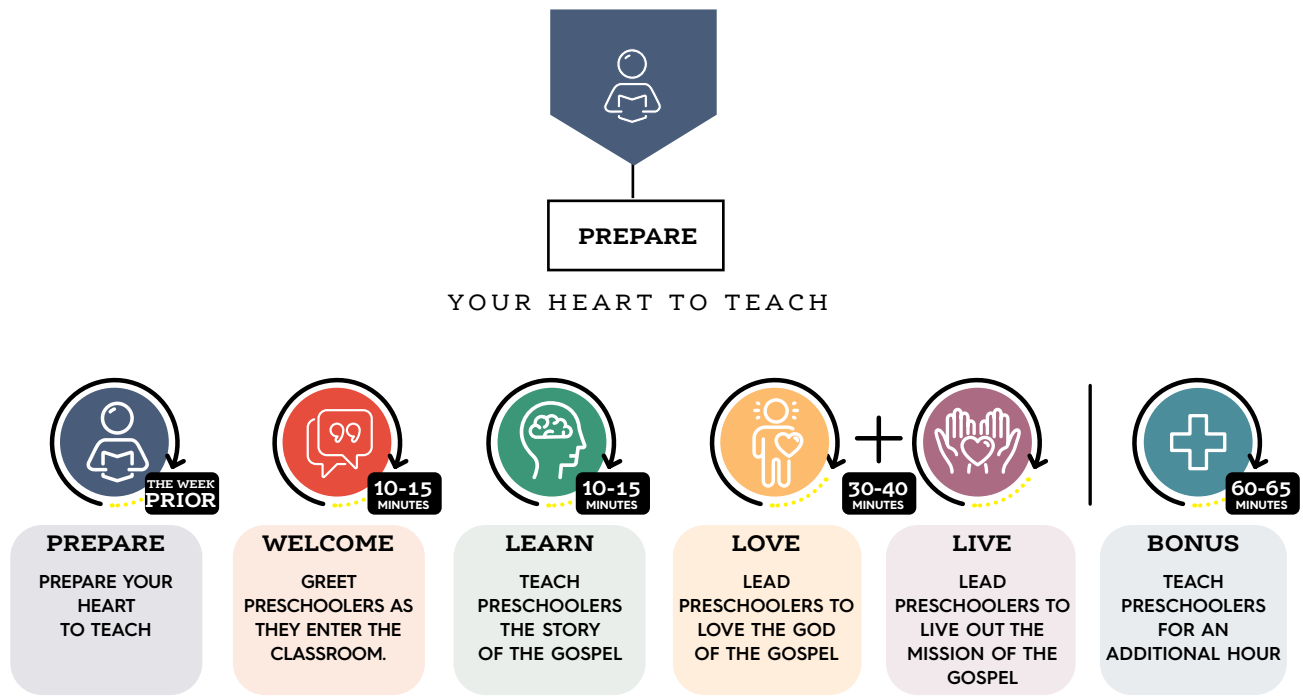
God told Isaiah about His plan to send someone named Immanuel. Jesus is the One God promised to send. One of Jesus' names is Immanuel. Immanuel means "God with us."

BIG PICTURE QUESTION:

Where is God? God is everywhere and is always with us.

KEY PASSAGE PHRASE:

The Lord your God is with you. Zephaniah 3:17



LEADER Bible Study

Have you ever heard someone say something along the lines of, “God’s promise of the future should give you hope today”? Maybe you’ve heard it dozens of times or said it just as many. In part, this saying stands because we believe the Bible teaches this principle; however, at the gut level, this idea can be challenging to hear and believe.

In Isaiah 7, God reminded Ahaz through the prophet Isaiah that he had ample reason to trust God. The evidence? A future promise. In a moment where it would have made sense to the human mind to reference a past experience or previous fulfillment, God chose to offer hope with a word about something that had not yet happened.

That future promise was the incarnation of Jesus Christ. God promised a Messiah would come in order to encourage Ahaz to trust the Lord in that moment.

In hindsight, it is easy for us to read this and understand that God was forecasting a promise that we know He would ultimately keep. However, at the moment, this must have been perplexing to hear.

When we make our way through the New Testament and discover some of the beautiful and hopeful promises of the second return of Christ, the eternal joy of God’s people, and the faithfulness of God through trial

and tribulation, we too might be tempted to wonder if it will actually happen.

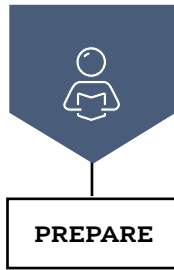
Numbers 23:19 says, “God is not a man, that he might lie, or a son of man, that he might change his mind. Does he speak and not act, or promise and not fulfill?” God is faithful. We can look to the past and find a record of this truth, which means we can look to the future with continued confidence. God is not a liar.

Though not overt, our faithlessness in the face of His future promises suggest that we at least think there may be a chance that He is not always true to His Word and faithful to fulfill His promises. Yet He will not waver, and we can set our faith in His faithfulness.

Yes, be thankful for God’s faithfulness in the past, but also be confident in His future promises. God is present with us. He will not change His mind, His character, or His Word.

NAMES TO KNOW

Immanuel: name meaning “God with us.” *Immanuel* was the name of the son to be born in Isaiah’s prophecy to King Ahaz (Isa. 7:14) and fulfilled in the birth of Jesus (Matt. 1:22-23).



YOUR HEART TO TEACH

GATHER Supplies

Keep a supply of the following items available during all teaching sessions: Allergy Alert, Bibles, washable markers, crayons, scissors (adult use), blunt-tipped scissors, construction paper, copy paper, glue sticks, glue, tape, baby dolls, blocks, play dough, and a beanbag.



WELCOME

Create objects with play dough

- ☐ Big Picture Question Poster
- ☐ place mats or laminated construction paper



LEARN

Review the Bible story

- ☐ nonbreakable bowl
- ☐ Bible Story Picture Poster

Learn the key passage phrase

- ☐ Key Passage Phrase Marker



LOVE

Make a crown

- ☐ 2-inch strips of construction paper, 1 per child
- ☐ sparkly stars and other stickers

Talk about Jesus' birth

- ☐ nonbreakable nativity set
- ☐ children's books, puzzles, and pictures about Jesus' birth



LIVE

Put the key passage phrase together

- ☐ Key Passage Phrase Poster
- ☐ pieces of paper cut to fit on blocks

Snack and transition

- ☐ snacks
- ☐ Activity Page, 1 per child



BONUS

Practice the key passage phrase

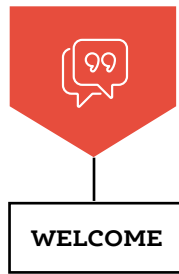
- ☐ Key Passage Phrase Marker

Play a what's missing game

- ☐ Bibles, a few Bibles of different sizes, colors of covers, and different designs on the fronts

Care for a baby

- ☐ baby care items (blanket, empty baby lotion and soap containers, bottle, small bowl and spoon)



Provide as many learning activities as possible from the Love and Live sections to give preschoolers choices to learn. Incorporate the Bible story, the Christ connection, and key passage phrase in your conversations as the preschoolers engage in learning activities throughout the session.

WELCOME

Use the following activity to greet children as they enter the classroom. Talk about the big picture question and answer. After each child completes the welcome activity, encourage him to participate in the activities provided from the Love and Live sections of the leader guide.

CREATE OBJECTS WITH PLAY DOUGH

Arrange place mats or laminated construction paper on a table near the classroom door. Place a ball (or container) of play dough on each paper or place mat. Display the big picture question poster nearby. Greet each child at the door and talk about the big picture question and answer. Encourage preschoolers to create something with the play dough. Ask about their play dough creation. Comment that God loves us and had a plan to send Jesus to earth.

SAY “ In our Bible story today, we learn God sent the prophet Isaiah to talk to King Ahaz and tell him not to be afraid. God promised to take care of the people of Judah. God always keeps His promises. God had a plan to send a baby named Immanuel. Immanuel is another name for Jesus. Jesus was the baby God promised to send. Immanuel means, ‘God with us.’ The last few weeks we have learned that **God is everywhere and is always with us.** ”

Transition from **WELCOME** to **LEARN**





THE STORY OF THE GOSPEL

LEARN the Bible Story

1 INTRODUCE THE BIBLE STORY

Greet the children as they come to group time. Ask the children to name something they are afraid of. Model for the preschoolers by telling something you were afraid of as a child. Ask what the children do when they are afraid. Be careful to not create any new fears in preschoolers. Also, if a child discloses abuse or neglect, always report to the proper authorities according to your church's guidelines and the laws where you live.

SAY “ The last few weeks, we learned that God is everywhere and is always with us. He is with us when we are afraid. We all have times in our life when we are afraid. We said some things that make us afraid. We can remember to trust God that He is always with us. In our Bible story, a king was afraid! Listen to find out what scared the king. ”

2 TELL THE BIBLE STORY

Open your Bible to Isaiah 7 and tell the following Bible story.

GOD IS PRESENT WITH US

SAY “ The king of Judah was named Ahaz (AY haz). He was not a good king. He did not do what was right. King Ahaz worshiped idols—people and things that were not the one true God.

One day, King Ahaz heard that the kings of Israel and Syria were going to attack one of Judah's cities. Ahaz was afraid! Everyone in Judah was afraid. But Ahaz did not need to be afraid. A long time ago, God promised King David that He would be with His people. God always keeps His promises!

God sent the prophet Isaiah to talk to King Ahaz. Isaiah said, “Listen and be quiet. Trust God. He will take care of you.”

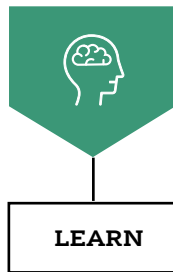
Then Isaiah said, “The kings of Israel and Syria are planning to attack your city. They want someone else to be king. But God is not going to let this happen. God is in control of everything.”

This was good news for Ahaz, but how could he know this was true? God's words are always true! Isaiah spoke God's words: “I am going to protect you. Believe it!”

God was going to give a sign to show that He was telling the truth. Isaiah said, “A young, unmarried girl will have a baby. She will name the baby Immanuel.”

Isaiah said that Ahaz would be safe from the other kings soon. But Isaiah also said that God would punish Ahaz and the people of Judah for their wrong choices. ”

Christ Connection: God told Isaiah about His plan to send someone named Immanuel. Jesus is the One God promised to send. One of Jesus' names is Immanuel. **Immanuel** means “God with us.”



THE STORY OF THE GOSPEL

3 REVIEW THE BIBLE STORY

Write each child's name on a slip of paper, one name per slip. Place them in a nonbreakable bowl. Lead preschoolers to look at the Bible story picture poster. Select a name from the bowl and give that child an opportunity to answer a question or say something he remembers from the Bible story. Assist as needed. (For a large group, write each letter of the alphabet on a slip of paper and put them in the bowl. Pick a letter and instruct children whose name starts with that letter to stand. Choose one of the children who is standing to answer the question.) Repeat the process, giving each child a turn. (Sample questions: Was Ahaz a good king? Why was King Ahaz afraid? Who sent the prophet Isaiah to talk to King Ahaz? Who is in control of everything? What did Isaiah say that God had promised? What did Isaiah say that the young woman would name the baby?)

SAY “The king of Judah was named Ahaz. He was not a good king. He was afraid because he heard the kings of Israel and Syria were going to attack one of Judah's cities. God sent the prophet Isaiah to talk to King Ahaz. Isaiah said, ‘Trust God. He will take care of you. God is in control of everything.’ God was going to give a sign to show that He was telling the truth. Isaiah told of God's plan to send someone named Immanuel. Jesus is the One God promised to send. One of Jesus' names is Immanuel. Immanuel means ‘God with us.’”

4 SING A SONG

Sing the song below to the tune of “Are You Sleeping?”

“Where is God? Where is God?
Everywhere. Everywhere.
He is always with us, wherever we go.
God loves us! God loves us!”

5 LEARN THE KEY PASSAGE PHRASE

Place the key passage phrase marker at Zephaniah 3:17. Invite a child to open your Bible to the marker. Read the phrase and encourage the children to repeat it. Comment that we have had several stories about kings recently. Remind preschoolers that even kings need to know that God is with them. Ask the children to stand tall and say the key passage phrase the way they think a king (or queen) might say it.

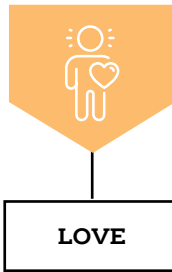
SAY “God is with us just like He promised! God was also with the kings of Judah. God wanted them to obey and worship Him. He wants us to obey and worship Him, too.”

6 PRAY

Pray, thanking God that He keeps His promises. Ask God to help children remember that He is in control of everything.

Transition from **LEARN** to **LOVE**





THE GOD OF THE GOSPEL

LOVE God because of what we learned

1 REVIEW THE STORY AND SHOW EMOTIONS



Invite children to make faces to show emotions such as happy, sad, surprised, afraid, and excited. Open your Bible to Isaiah 7 and review the Bible story with preschoolers. As you talk about the story, stop and ask the children to show how they think the people in the story might have felt. (Possible examples: King Ahaz heard other kings might attack Judah; Isaiah told King Ahaz to trust God and that God would take care of him; God was going to give a sign to show He was telling the truth; Isaiah said a baby named Immanuel would be born; God always keeps His promises!)

SAY “We showed different emotions people might have felt. Why do you think they might have felt different emotions? We experience different emotions in different situations, too. How do you feel when you hear Jesus is the One God promised to send? One of Jesus’ names is Immanuel.”

2 MAKE A CROWN

Cut a 2-inch strip of construction paper for each child. Distribute the strips to children. Encourage preschoolers to decorate their papers with sparkly stars or other stickers. Tape the two ends of each strip together to create a crown big enough to fit around a child’s head.

SAY “You did a great job decorating your crown. Kings and queens wear crowns. In our Bible story today, we learned King Ahaz was not a good king. He did not make right choices. King Ahaz worshiped idols—people and things that are not the one true God. One day, King Ahaz heard that kings of Israel and Syria were going to attack one of Judah’s cities. He was afraid. God sent the prophet Isaiah to talk to King Ahaz. Isaiah said, ‘Trust God. He will take care of you.’ We can trust God to take care of us, too. God always keeps His promises.”

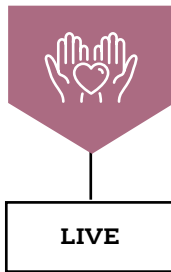
3 TALK ABOUT JESUS’ BIRTH

Provide a nonbreakable nativity set and books and puzzles about Jesus’ birth for children to explore. Encourage children to tell you what they remember about the Bible story of Jesus’ birth. Help them fill in the details that they may have forgotten. Younger preschoolers have only lived through a few Christmases so the Bible story is still new to them. Open your Bible and show the children where the Books of Isaiah, Matthew, and Luke are found.

SAY “Isaiah told King Ahaz that God was in control of everything. He said that even though the kings of Israel and Syria were planning to attack, God would not let that happen. Isaiah told King Ahaz that God’s words were always true and that God would send a baby as a sign that He was telling the truth. The Bible story about King Ahaz and Isaiah is in the Old Testament Book of Isaiah. God kept His promise and sent a baby named Immanuel. Immanuel means ‘God with us.’ Immanuel is another name for Jesus. We can read the story of Jesus’ birth in the New Testament in Books of Matthew, Mark, and Luke.”

Transition from **LOVE** to **LIVE**





THE MISSION OF THE GOSPEL

LIVE for God out of love

1 PUT THE KEY PASSAGE PHRASE TOGETHER

Cut eight pieces of paper to fit on one side of eight blocks, one piece per block. Write one word of the key passage phrase on each piece of paper. Tape the papers to the blocks. Scatter the blocks on the floor. Place the key passage phrase poster nearby. Suggest children place the blocks in the correct order, using the key passage phrase poster as a guide. Assist children as needed by giving suggested prompts: “The first word of the phrase is the. The starts with the letter T. Who can find a word that starts with a T? The next word is Lord. Lord starts with a letter L. Who can find the word that starts with L.” Lead preschoolers to say the key passage phrase several times.

SAY “ Our key passage phrase says, ‘The Lord your God is with you. Zephaniah 3:17.’ God told Isaiah about His plan to send someone named Immanuel. Jesus is the One God promised to send. One of Jesus’ names is Immanuel. Immanuel means ‘God with us.’ ”

2 PASS THE BEANBAG



Instruct preschoolers to form a line on one side of the room. Explain that just like new churches need partners or friends to help them, we will work with friends to accomplish fun tasks. Give the first child in line a beanbag. Instruct him to pass it to the child next to him. Encourage the children to continue to pass the beanbag until the child at the end of the line receives it. Then instruct children to say, “Tell people about Jesus.” Continue the game with different rounds of instructions such as passing the beanbag high above their heads and low through their feet. After each round, say a statement such as “Pray for new churches” and “Thank You, God, for missionaries.” Lead the children in a prayer for the missionaries in Vancouver.

SAY “ It is important for people to work together to start new churches in Vancouver and other places in the world. It takes money, time, and hard work to start new churches. Missionaries who start new churches need people to pray for them and help them in their work. ”

3 SNACK AND TRANSITION



Post an allergy alert. Serve the snack. As children eat, review and talk about the Bible story. When children finish their snack, lead them to complete the activity page. As they work, continue talking about the Bible story and emphasize the Christ connection.

SAY “ God told Isaiah about His plan to send someone named Immanuel. Jesus is the One God promised to send. One of Jesus’ names is Immanuel. Immanuel means ‘God with us.’ ”

Remember to communicate helpful information to the bonus teaching hour leaders. If parents are picking up children at this time, tell them something their child did well during the session. Distribute the big picture cards for families. Encourage parents to engage with the family discussion starters and family activities during the week.



BONUS

TEACHING HOUR

BONUS Teaching Hour Group Time

1 INTRODUCTORY GROUP TIME ACTIVITY

As children come to group time, encourage them to sit very quietly for 10-15 seconds. Ask the children what they heard while they were quiet. Comment that it is hard to be quiet. Name several things that you heard while you were quiet. Remind them that Isaiah told someone to be quiet and listen and to trust God. Encourage children to listen to the Bible story.

2 TALK ABOUT THE BIBLE STORY

Open the Bible to Isaiah 7. Use the summarized points below to talk about the Bible story.

GOD IS PRESENT WITH US

- Ahaz (AY haz), the king of Judah, was not a good king. King Ahaz made wrong choices and worshiped idols—people and things that were not the one true God.
- Ahaz heard that one of Judah's cities was going to be attacked. The people were afraid.
- God sent Isaiah to talk with King Ahaz. Isaiah said, "Trust God. He will take care of you. God is in control of everything."
- God was going to give a sign to show that He was telling the truth. Isaiah said, "A young, unmarried girl will have a baby. She will name the baby Immanuel."
- But Isaiah also said that God would punish Ahaz and the people of Judah for their wrong choices.

3 SING A SONG

Sing the song below to the familiar tune of "Are You Sleeping?"

"Where is God? Where is God?
Everywhere. Everywhere.
He is always with us, wherever we go.
God loves us! God loves us!"

4 PRACTICE THE KEY PASSAGE PHRASE

Place the key passage phrase marker at Zephaniah 3:17. Invite a child to open your Bible to the marker. Say the phrase. Invite children to say the phrase by themselves or with a friend. Comment that our key passage phrase reminds us the Lord our God is with us.

5 PRAY

Pray, thanking God that He kept His promise and sent Jesus.



BONUS

TEACHING HOUR

BONUS Teaching Hour Activities

6 DECORATE A NAME



Write Immanuel in large letters on sheets of paper, one for each child. Encourage children to use crayons to decorate their papers. Spell the word. Comment that Immanuel is another name for Jesus and that it means “God with us.” Say the key passage phrase together.

SAY “Isaiah told King Ahaz to trust God because God would take care of him. Isaiah said that God was in control. God was going to give a sign to show that He was telling the truth. Isaiah said, ‘A young, unmarried girl will have a baby. She will name the baby Immanuel. Immanuel is the name written on your papers. God told Isaiah about His plan to send someone named Immanuel. Jesus is the One God promised to send. One of Jesus’ names is Immanuel.’”

7 PLAY A WHAT’S MISSING GAME

Display a few Bibles on a table. Choose Bibles of different sizes, colors of covers, and different designs on the fronts. Talk about the Bibles and name the colors, sizes, and special features of each Bible. Encourage children to look in the opposite direction or close their eyes while you remove a Bible out of their sight. Instruct them to turn back around or open their eyes and identify the missing Bible. Repeat the game, place the Bible with the others and remove a different Bible. To make the game more difficult, rearrange the order of the Bibles.

SAY “We looked at the different Bibles. They can look different on the outside, but they have the same verses and stories. Each one has the our key passage phrase, Zephaniah 3:17 in it. Each one has the story of Isaiah talking to Ahaz in the Book of Isaiah. We learn many promises that God made when we read the Bible. God told Isaiah about His plan to send someone named Immanuel. Jesus is the One God promised to send. God always keeps His promises!”

8 CARE FOR A BABY

Provide dolls and baby care items such as a blanket, empty baby lotion and soap containers, and a bottle or small bowl and spoon. Demonstrate for preschoolers and encourage them to take turns caring for the baby dolls.

SAY “We helped care for a baby doll. We learned in our Bible story today that God was going to give a sign to show that He was telling the truth. Isaiah said, ‘A young, unmarried girl will have a baby. She will name the baby Immanuel.’ Immanuel means ‘God with us.’ Immanuel is one of Jesus’ names. Jesus is the One God promised to send.”

Release preschoolers to parents according to your church’s security procedure. Tell them something that their child enjoyed doing or did well during the session.