

UNIT 16 | SESSION 4

## GOD IS PRESENT WITH US

ISAIAH 7

**KEY PASSAGE:**

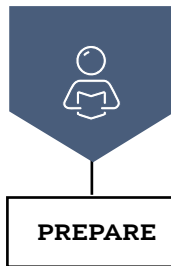
Zephaniah 3:17

**BIG PICTURE QUESTION:**

Where is God? God is in all places at all times and is always with His people.

**CHRIST CONNECTION:**

God is present with us. He sent prophets to His people, even in captivity, and promised to send Immanuel, which means “God with us.” Jesus fulfilled this promise when He came to earth and was born of a virgin. Jesus is our Immanuel, God with us.



## PRIOR TO TEACHING THE SESSION



## LEADER Bible Study

Have you ever heard someone say something along the lines of, “God’s promise of the future should give you hope today”? Maybe you’ve heard it dozens of times or said it just as many. In part, this saying stands because we believe the Bible teaches this principle; however, at the gut level, this idea can be challenging to hear and believe.

In Isaiah 7, God reminded Ahaz through the prophet Isaiah that he had ample reason to trust God. The evidence? A future promise. In a moment where it would have made sense to the human mind to reference a past experience or previous fulfillment, God chose to offer hope with a word about something that had not yet happened.

That future promise was the incarnation of Jesus Christ. God promised a Messiah would come in order to encourage Ahaz to trust the Lord in that moment.

In hindsight, it is easy for us to read this and understand that God was forecasting a promise that we know He would ultimately keep. However, at the moment, this must have been perplexing to hear.

When we make our way through the New Testament and discover some of the beautiful and hopeful promises of the second return of Christ, the eternal joy of God’s people, and the faithfulness of God through trial

and tribulation, we too might be tempted to wonder if it will actually happen.

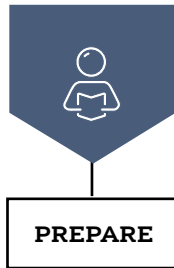
Numbers 23:19 says, “God is not a man, that he might lie, or a son of man, that he might change his mind. Does he speak and not act, or promise and not fulfill?” God is faithful. We can look to the past and find a record of this truth, which means we can look to the future with continued confidence. God is not a liar.

Though not overt, our faithlessness in the face of His future promises suggest that we at least think there may be a chance that He is not always true to His Word and faithful to fulfill His promises. Yet He will not waver, and we can set our faith in His faithfulness.

Yes, be thankful for God’s faithfulness in the past, but also be confident in His future promises. God is present with us. He will not change His mind, His character, or His Word.

### NAMES TO KNOW

**Immanuel:** name meaning “God with us.” *Immanuel* was the name of the son to be born in Isaiah’s prophecy to King Ahaz (Isa. 7:14) and fulfilled in the birth of Jesus (Matt. 1:22-23).



## PRIOR TO TEACHING THE SESSION

### GATHER Supplies

Keep a regular supply of the following items available at all times: Bibles, pens or pencils, markers, crayons, colored pencils, scissors, glue or tape, paper.



#### WELCOME

##### Activity Page

- ☐ "God's Promised Sign" activity page

##### Session Starter (Option 1)

- ☐ index cards, 8

##### Session Starter (Option 2)

- ☐ print pictures of a pillar of cloud, pillar of fire, tabernacle, and temple



#### LEARN

##### Introduce the Session

- ☐ countdown video

##### Big Picture Question

- ☐ Big Picture Question Poster

##### Review the Timeline

- ☐ Giant Timeline

##### Tell the Bible Story

- ☐ "God Is Present with Us" video
- ☐ Bible Story Picture Poster

##### Questions from Kids

- ☐ "Unit 16, Session 4" questions from kids video

##### Missions Moment

- ☐ "Shahid and Maroofa Kamal Photo" printable

##### Key Passage Activity

- ☐ Key Passage Poster
- ☐ "The Lord Your God (Zephaniah 3:17)" song
- ☐ worship song of your choice (optional)
- ☐ index cards



#### LOVE

##### Review & Bible skills

- ☐ Small Group Timeline and Map Set
- ☐ world map

##### Activity Choice (Option 1)

- ☐ dry erase board
- ☐ dry erase marker

##### Activity Choice (Option 2)

- ☐ Big Picture Question Poster

##### Journal and Prayer

- ☐ Journal Page
- ☐ "God Is With Us" activity page



#### LIVE



## WELCOME Kids

Greet each kid as he or she arrives. Use this time to collect the offering, fill out attendance sheets, build relationships, and help new kids connect to your group.

**SAY** “When you’re afraid, do you feel better alone or when you are with someone? Why? How does knowing someone is with you make you feel better?”

### 1 ACTIVITY PAGE (5 minutes)

Invite kids to complete “God’s Promised Sign” on the activity page.

**SAY** “God promised His people a sign. One day, God in flesh would come to earth. Today, we will learn more about this promise and why it is such good news.”

### 2 SESSION STARTER (10 minutes)

#### ☐ OPTION 1: LOOK IT UP



Before the session, write the following references on index cards: Psalm 9:10; Psalm 28:7; Psalm 31:14; Psalm 118:8; Proverbs 3:5-6; Isaiah 12:2; Isaiah 26:4. Hide the index cards around the room before the session begins.

Instruct the kids to go on a scavenger hunt for the index cards. After all of the cards have been found, encourage the kids to look up the verses in their Bibles and write the verses on the opposite side of the index cards.

**SAY** “God’s Word instructs us to trust in Him in all situations. He cares for us and we can trust Him in all things. Today, we will learn that King Ahaz had a choice to trust in God or act out of fear.”

#### ☐ OPTION 2: GOD WITH US

Before the session, use a search engine to print off pictures of the following: pillar of cloud, pillar of fire, tabernacle, and temple. Tape the pictures to a wall.

Guide kids to think about how each of the pictures represents a way God was with His people. Ask kids to discuss how God was faithful even when the people sinned.

**SAY** “We serve an invisible God, but God chose to use earthly things to show He was with His people. In today’s Bible story, we will learn about a promise God made and how this promise points to God becoming flesh to dwell with people on earth.”

Transition from **WELCOME** to **LEARN**





## THE STORY OF THE GOSPEL

# INTRODUCE the Bible Story

### 1 INTRODUCE THE SESSION (3 minutes)

Show the countdown video as you transition to introduce the Bible story. Set it to end as the session begins.

**SAY** “Hello everyone! I’m so glad to see you today! My name is [your name]. I hope you brought your Bible today. Does anyone need a Bible? [Distribute Bibles to kids who need one.]

God’s Word is how we come to understand who God is and how He made a way to save sinners. One of the many things we learn about God is that He is always with us. When we are worried or afraid, we can put our trust and hope in Him. God is always faithful to be with us even when we are unfaithful to Him. Today, we will learn how God promised to send Jesus, born as a baby, so that we can have the hope of God’s presence forever. ”

### 2 BIG PICTURE QUESTION (1 minute)

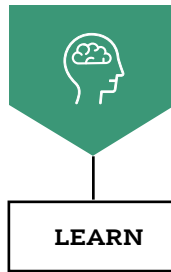
**SAY** “Our big picture question is, **Where is God?** Do you remember the answer? [Allow responses.] Let’s say our big picture question together: **Where is God? God is in all places at all times and is with His people.**

Can you think of a time in the Bible when God’s people were worried or afraid? [Allow responses.] There were so many times God’s people were afraid. Abraham was afraid when he went to Egypt. God’s people were afraid when they had to fight their enemies. God’s people were afraid when they went into exile. But God’s people didn’t need to be afraid because God was always with them. We don’t need to be afraid either. Through Jesus, God is with us and will be faithful to help us in our times of need. ”

### 3 REVIEW THE TIMELINE (1 minute)

Show the giant timeline. Point to individual Bible stories as you review.

**SAY** “We have been learning that even when God’s people sinned and went into exile, God was still with them. God showed that He was present through the prophets who spoke God’s words to the people and gave them encouragement. God was with Daniel and helped him be faithful and have the wisdom to give God’s message to the king. In our story today, we’re going to learn how God’s promise to be with us ultimately comes true in Jesus. ”



## THE STORY OF THE GOSPEL

### LEARN the Bible Story

#### 1 TELL THE BIBLE STORY: VIDEO OR STORYTELLER (10 minutes)

Open your Bible to Isaiah 7. Use the Bible storytelling tips to help you tell the story, or show the Bible story video “God Is Present with Us.” Use the bold text to retell or review the story.

#### GOD IS PRESENT WITH US

“Ahaz was not a good king. When he ruled over Judah, he did not do what was right. Ahaz made sacrifices and offerings to idols. Idols are people and things that are worshiped but are not the one true God. During Ahaz’s time as king, two other kings—the king of Israel and the king of Aram—agreed to protect each other in battles. King Ahaz gave silver and gold to the king of Assyria. Assyria was a strong nation, and the king of Assyria agreed to protect Judah.

One day, Ahaz heard that the kings of Israel and Aram were coming to Judah. Their armies were going to attack Jerusalem! Ahaz was afraid! Everyone in Judah was afraid.

But Ahaz didn’t need to be afraid. He should have trusted God. God had promised his ancestor, King David, that He would be with His people. God sent the prophet Isaiah to talk to Ahaz. Isaiah said, “Pay attention and be quiet. Trust God. Be confident that God will take care of you.”

God had good news for Ahaz. “The kings of Israel and Syria are planning to attack Jerusalem and make someone else king. But this won’t happen,” God said. “If you do not trust Me, you will not last.”

Isaiah said to Ahaz, “Listen! God is going to give you a sign to prove He is telling the truth. Here is the sign: A virgin will have a baby. She will name the baby Immanuel.”

Isaiah told Ahaz that very soon, the kings of Israel and Syria would not be a threat to Judah. “But,” Isaiah continued, “God’s judgment is coming. He is going to judge you and the people of Judah. You have not seen judgment like this since Solomon’s kingdom was divided into Israel and Judah. The king of Assyria and his strong army is coming to attack!

On that day, God will send enemy armies to Judah. The Assyrians will come from the north, and the Egyptians will come from the south. They will be everywhere, like flies and bees,” Isaiah said. “You won’t be able to escape!”

Christ Connection: God is present with us. He sent prophets to His people, even in captivity, and promised to send Immanuel, which means “God with us.” Jesus fulfilled this promise when He came to earth and was born of a virgin. Jesus is our Immanuel, God with us. ”

#### STORYTELLING TIPS

**Use darkness:** Turn off the lights every time you say the word “afraid.”

**Act it out:** Invite the kids to act out the story as it is told.





## THE STORY OF THE GOSPEL

### 2 REVIEW THE BIBLE STORY

**SAY** “ Throughout Scripture, God proved that He could be trusted by His people. However, they didn’t always trust Him perfectly. Many times God’s people trusted Him when things were going well, but as soon as they encountered something that made them afraid, they doubted Him. King Ahaz reacted this way as well. Instead of trusting God would be with him, he reacted in fear. What was the sign God gave King Ahaz to remind him to trust God? **[Allow responses.]** God told Ahaz that He was going to send Immanuel—God with us.

Did God keep His promise? How? **[Allow responses.]** Jesus is Immanuel. Jesus was born hundreds of years after this promise. God became man and was born to save us from our sins. God has always desired to be with His people, but sin separated us from Him. When God became flesh in the person of Jesus, He made a way for us to be with Him. When we trust in Jesus as our Savior, we have the promise of God’s presence forever. ”

### 3 CHRIST CONNECTION

**SAY** “ God is present with us. He sent prophets to His people, even in captivity, and promised to send Immanuel, which means “God with us.” Jesus fulfilled this promise when He came to earth and was born of a virgin. Jesus is our Immanuel, God with us. ”

(Tip: Use Scripture and the Gospel Plan Poster to explain how to become a Christian. Make sure kids know when and where they can ask questions.)

### 4 QUESTIONS FROM KIDS (3 minutes)

Show the “Unit 16, Session 4” questions from kids video. Prompt kids to discuss:

1. How can we know that God is always with us?
2. Who do you know that needs to be reminded that God is always with believers?

### 5 MISSIONS MOMENT (3 minutes)

Show the photo of the Kamals. Tell kids that the Kamal family arrived in Vancouver in 2016. Explain that they want to help Punjabi, Hindi, and Urdu speaking South Asian people know and trust Jesus as their Savior and Lord.

**SAY** “ Every member of the Kamal family helps in the ministry of the church. Pastor Shahid’s kids help in the youth ministry and his wife, Maroofa, speaks to the women in the church. The church leaders are helping people to know more about Jesus by conducting home Bible studies and weekly Bible studies at the church. ”

Pray for the Kamal family as they lead the church and help others in the community understand what it means to be a Christian. Also, pray for more individuals and churches to partner with people and churches in Vancouver. Ask God to start new churches.



## THE STORY OF THE GOSPEL

### 6 KEY PASSAGE ACTIVITY (5 minutes)

Show the key passage poster. Lead kids in reading aloud Zephaniah 3:17 together.

**SAY** “Throughout our story and throughout Scripture, we see that God is present with His people. Our key passage helps us remember God’s promise to be with us. He is among us, with us, and for us.”

Distribute index cards and colored pencils to kids and have them write the key passage on an index card. Encourage the kids to take the index card home and place it in a visible area where they can be reminded daily of God’s desire to be with us.

Lead kids to sing “The Lord Your God (Zephaniah 3:17).” You may also choose to sing a worship song of your choice.

### 7 PRAY (2 minutes)

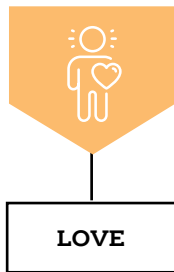
Invite kids to pray before transitioning to Love.

**SAY** “Father, thank You for promising to be with us. Thank You for loving us and desiring to be with us. Help us always trust You, even when we are afraid. Amen.”

Transition from **LEARN** to **LOVE**







## THE GOD OF THE GOSPEL

### LOVE God by Applying the Story

#### 1 REVIEW & BIBLE SKILLS (5 minutes)

Distribute Bibles and display the Old Testament Kingdoms Map. Guide kids to open their Bibles to Isaiah 7. Explain that King Ahaz was afraid because he heard Judah was going to be attacked by Israel and Syria. Remind kids that Isaiah was a prophet to the Southern Kingdom of Judah. Point to the Southern Kingdom of Judah (J3) on the Old Testament Kingdoms Map.

Consider comparing the Old Testament Kingdoms Map to a modern-day map to help kids understand where these stories took place. (Tip: Locate the areas in and around modern-day Israel.)

Choose a volunteer to read aloud Isaiah 7:14.

**SAY** “When Isaiah told King Ahaz about the sign to prove God was telling the truth, that sign was Jesus. God was showing Ahaz that He could be trusted and that He was working out His plan to be with His people. God was sending Immanuel, which means, ‘God with us.’

Ahaz was worried, but he was invited to trust in God and the promise of Immanuel. We don’t have to wait on that promise; Jesus has already come! We can trust in Jesus and know with confidence that God is always with us.”

#### 2 GROUP DISCUSSION (10 minutes)

Ask the following questions. Lead the group to discuss.

| **SAY** “How did God show His people that He was still with them during exile?”

Lead kids to understand that God reminded His people that He was still with them and was going to fulfill His promise through the prophets. Remind kids that the prophets spoke God’s words to the people telling them things that God was going to do and why they should trust God at all times.

(Option: Choose a volunteer to read Jer. 30:1-3.)

| **SAY** “When others are afraid, what can we tell them?”

Remind kids that everyone is afraid at times, but that we can overcome our fears by remembering God is with us. Encourage kids to teach others about Jesus and how Jesus has made a way for us to be with God forever.

(Option: Choose a volunteer to read Ps. 56:3-4.)

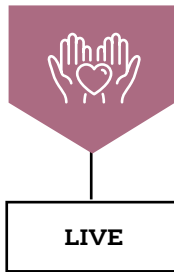
| **SAY** “Who can you tell about God’s promise to be with us?”

Encourage kids to think about opportunities they have to share the gospel with others. Remind kids that they can tell others about how Jesus has saved them.

(Option: Choose a volunteer to read Mark 5:19.)

Transition from **LOVE** to **LIVE**





## THE MISSION OF THE GOSPEL

### LIVE the Mission

#### 1 ACTIVITY CHOICE (10 minutes)

##### ☐ OPTION 1: VANCOUVER ACROSTIC



Write the letters V A N C O U V E R vertically on a dry erase board. Challenge the kids to see if they can use the letters of the city's name to pray for things related to the Kamal family's ministry at the South Asian Community Church. Offer help as needed if kids get stuck on a letter. Some examples may include: visitors, Asian people, North American Mission Board, church or community, ongoing conversations about the gospel, Urdu-speaking people, videos in the South Asian languages to use for teaching, ears to hear or eyes to see how God is moving in the church, receptive hearts to the good news about Jesus.

**SAY** “ Let’s take some time to pray for the things you all just listed. God hears our prayers and He wants the people of Vancouver to know Him. ”

##### ☐ OPTION 2: BINGO

Distribute pencils and paper to each kid. Instruct kids to draw a 4x4 Bingo grid. Direct kids to fill in the board using the words from the big picture answer, **God is in all places at all times and is with His people**, and the words Immanuel, trust, present, and promise. Guide kids to use small scraps of paper as their bingo chips. Instruct kids to place a small scrap of paper on the word when it is called. The first kid to get four in a row wins. Play again as time allows.

**SAY** “ We can trust that, through Jesus, God is always with us. God’s presence should give us great comfort and encouragement. When you are in a hard situation or feel afraid, remember that God is with you. ”

#### 2 JOURNAL AND PRAYER (5 minutes)

Distribute journal pages and pencils. Guide kids to think about and answer the questions listed on the page. As kids journal, invite them to share their ideas.

- What does this story teach me about God or the gospel?
- What does the story teach me about myself?
- Are there any commands in this story to obey? How are they for God’s glory and my good?
- Are there promises in this story to remember? How do they help me trust and love God?
- How does this story help me to live on mission better?

Review the gospel and encourage kids to speak with you or another teacher if they have questions. Then pray, thanking God that through Jesus He promises to be with us always. As time allows, lead kids to complete “God Is With Us” on the activity page.