

UNIT 16 | SESSION 4

GOD IS PRESENT WITH US

ISAIAH 7

KEY PASSAGE:

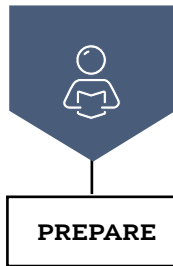
Zephaniah 3:17

BIG PICTURE QUESTION:

Where is God? God is in all places at all times and is always with His people.

CHRIST CONNECTION:

God is present with us. He sent prophets to His people, even in captivity, and promised to send Immanuel, which means “God with us.” Jesus fulfilled this promise when He came to earth and was born of a virgin. Jesus is our Immanuel, God with us.



PRIOR TO TEACHING THE SESSION



LEADER Bible Study

Have you ever heard someone say something along the lines of, “God’s promise of the future should give you hope today”? Maybe you’ve heard it dozens of times or said it just as many. In part, this saying stands because we believe the Bible teaches this principle; however, at the gut level, this idea can be challenging to hear and believe.

In Isaiah 7, God reminded Ahaz through the prophet Isaiah that he had ample reason to trust God. The evidence? A future promise. In a moment where it would have made sense to the human mind to reference a past experience or previous fulfillment, God chose to offer hope with a word about something that had not yet happened.

That future promise was the incarnation of Jesus Christ. God promised Christmas would come in order to encourage Ahaz to trust the Lord in that moment.

In hindsight, it is easy for us to read this and understand that God was forecasting a promise that we know He would ultimately keep. However, at the moment, this must have been perplexing to hear.

When we make our way through the New Testament and discover some of the beautiful and hopeful promises of the second return of Christ, the eternal joy of God’s people, and the faithfulness of God through trial

and tribulation, we too might be tempted to wonder if it will actually happen.

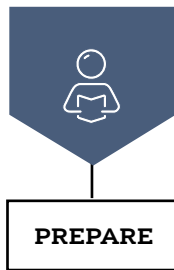
Numbers 23:19 says, “God is not a man, that he might lie, or a son of man, that he might change his mind. Does he speak and not act, or promise and not fulfill?” God is faithful. We can look to the past and find a record of this truth, which means we can look to the future with continued confidence. God is not a liar.

Though not overt, our faithlessness in the face of His future promises suggest that we at least think there may be a chance that He is not always true to His Word and faithful to fulfill His promises. Yet He will not waver, and we can set our faith in His faithfulness.

Yes, be thankful for God’s faithfulness in the past, but also be confident in His future promises. God is present with us. He will not change His mind, His character, or His Word.

NAMES TO KNOW

Immanuel: name meaning “God with us.” *Immanuel* was the name of the son to be born in Isaiah’s prophecy to King Ahaz (Isa. 7:14) and fulfilled in the birth of Jesus (Matt. 1:22-23).



PRIOR TO TEACHING THE SESSION

GATHER Supplies

Keep a regular supply of the following items available at all times: Bibles, pens or pencils, markers, crayons, colored pencils, scissors, glue or tape, paper.



WELCOME

Activity Page

- ☐ “God Takes Care of You” activity page

Session Starter (Option 2)

- ☐ boxes in decreasing size, 10



LEARN

Introduce the Session

- ☐ countdown video

Big Picture Question

- ☐ Big Picture Question Poster

Review the Timeline

- ☐ Giant Timeline

Tell the Bible Story

- ☐ “God Is Present with Us” video
- ☐ Bible Story Picture Poster
- ☐ yellow paper, 1 per kid (optional)
- ☐ dry erase board and marker (optional)

Questions from Kids

- ☐ “Unit 16, Session 4” questions from kids video

Missions Moment

- ☐ “Shahid and Maroofa Kamal Photo” printable

Key Passage Activity

- ☐ Key Passage Poster
- ☐ “The Lord Your God (Zephaniah 3:17)” song
- ☐ worship song of your choice (optional)
- ☐ index cards, 1 set per team



LOVE

Review & Bible Skills

- ☐ Small Group Timeline and Map Set (optional)



LIVE

Activity Choice (Option 1)

- ☐ dry erase board
- ☐ dry erase marker

Activity Choice (Option 2)

- ☐ Big Picture Question Poster
- ☐ magnets of various size, 3 or 4 per group
- ☐ paperclips, 4 per group
- ☐ straws, 1 per kid

Reflection and Prayer

- ☐ Bible Story Coloring Page (optional)



WELCOME Kids

Greet each kid as he or she arrives. Use this time to collect the offering, fill out attendance sheets, build relationships, and help new kids connect to your group.

SAY “Are there any times when you feel better knowing someone is with you? Why does it make you feel better knowing you are not alone?”

1 ACTIVITY PAGE (5 minutes)

Invite kids to complete “God Takes Care of You” on the activity page.

SAY “Those were some fantastic drawings! It should make us very happy that God takes care of us. In today’s Bible story, we will learn how God promised He would make a way to be with His people forever.”

2 SESSION STARTER (10 minutes)

☐ OPTION 1: TRUST GOD



Form kids into four groups. Lead the groups to think of reasons why they can trust God. Allow for a few minutes for each group to think of some answers. Then call upon each group to share their answers.

Ask each group to think of times they have had to trust God. Allow each group a few minutes to think of some answers. Then call upon each group to share their answers.

SAY “We can always trust God because He is trustworthy. This means that God does not lie, He is faithful, and He keeps His promises. In today’s Bible story, a king had a choice to trust God or go his own way. Let’s read our Bible story to learn what he chose.”

☐ OPTION 2: THE GREAT PROMISE

Before the session, create stacking boxes similar to nesting dolls by placing smaller boxes inside larger boxes. Make at least 10 stacking boxes. Place a piece of paper, with the verse from Isaiah 7:14 written on it, inside the last smallest box.

Direct kids to look at the large box. Explain that God has made many promises in the Bible, but that every promise comes true in Jesus. Open the large box and take out the next second to largest box. Tell kids again that there are many promises, but that the greatest promise is Jesus. Continue opening boxes in decreasing size until you come to the last smallest box. Open the box and read the verse.

SAY “The Bible is full of promise after promise from God. Every promise from God comes true in Jesus. Today’s Bible story reminds us that Jesus is the great promise.”

Transition from **WELCOME** to **LEARN**





THE STORY OF THE GOSPEL

INTRODUCE the Bible Story

1 INTRODUCE THE SESSION (3 minutes)

Show the countdown video as you transition to introduce the Bible story. Set it to end as the session begins.

SAY “Hello kids! My name is [your name] and today we get the joy of reading God’s Word together. Who brought their Bible with them today? [Distribute Bibles to kids who need one.]

God’s Word is full of the best news we could ever hear because it tells us how we can be saved from our sins. The Bible teaches us about God’s promise to make the way for people to live with Him forever. If we trust in Jesus, God is with us now and will be with us forever. In today’s Bible story, we will learn about a promise God made to the people of Judah. God made this promise during a time when the people were afraid so they would trust in Him and be reminded that He was with them. ”

2 BIG PICTURE QUESTION (1 minute)

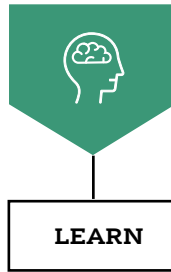
SAY “Let’s review our big picture question and answer together. **Where is God? God is in all places at all times and is always with His people.**

Now, let’s see if just the boys can say it. [Allow boys to respond.] Great job, boys! Now let’s see if the girls can say the big picture question and answer. [Allow girls to respond.] We do not ever have to be afraid that God has left us because He promised to always be with His people. God does not lie and we can trust that when He makes a promise He will always keep it. If you are ever afraid, lonely, or sad always remember that God is with you and promises to never leave you. ”

3 REVIEW THE TIMELINE (1 minute)

Show the giant timeline. Point to individual Bible stories as you review.

SAY “Did you know that soon after Adam and Eve sinned, God made them a promise? God promised that one day one of their future family members would come to undo the curse of sin. God made a promise again to Abraham and even to King David. God’s promises can be trusted because everything God says is true and comes true. Today, we will learn about another time God made the promise to send Jesus into the world. ”



THE STORY OF THE GOSPEL

LEARN the Bible Story

1 TELL THE BIBLE STORY: VIDEO OR STORYTELLER (10 minutes)

Open your Bible to Isaiah 7. Use the Bible storytelling tips to help you tell the story, or show the Bible story video “God Is Present with Us.” Use the bold text to retell or review the story.

GOD IS PRESENT WITH US

“Ahaz was not a good king. When he ruled over Judah, he did not do what was right. Ahaz made sacrifices and offerings to idols. Idols are people and things that are worshiped but are not the one true God. During Ahaz’s time as king, two other kings—the king of Israel and the king of Aram—agreed to protect each other in battles. King Ahaz gave silver and gold to the king of Assyria. Assyria was a strong nation, and the king of Assyria agreed to protect Judah.

One day, Ahaz heard that the kings of Israel and Aram were coming to Judah. Their armies were going to attack Jerusalem! Ahaz was afraid! Everyone in Judah was afraid.

But Ahaz didn’t need to be afraid. He should have trusted God. God had promised his ancestor, King David, that He would be with His people. God sent the prophet Isaiah to talk to Ahaz. Isaiah said, “Pay attention and be quiet. Trust God. Be confident that God will take care of you.”

God had good news for Ahaz. “The kings of Israel and Syria are planning to attack Jerusalem and make someone else king. But this won’t happen,” God said. “If you do not trust Me, you will not last.”

Isaiah said to Ahaz, “Listen! God is going to give you a sign to prove He is telling the truth. Here is the sign: A virgin will have a baby. She will name the baby Immanuel.”

Isaiah told Ahaz that very soon, the kings of Israel and Syria would not be a threat to Judah. “But,” Isaiah continued, “God’s judgment is coming. He is going to judge you and the people of Judah. You have not seen judgment like this since Solomon’s kingdom was divided into Israel and Judah. The king of Assyria and his strong army is coming to attack!

On that day, God will send enemy armies to Judah. The Assyrians will come from the north, and the Egyptians will come from the south. They will be everywhere, like flies and bees,” Isaiah said. “You won’t be able to escape!”

Christ Connection: God is present with us. He sent prophets to His people, even in captivity, and promised to send Immanuel, which means “God with us.” Jesus fulfilled this promise when He came to earth and was born of a virgin. Jesus is our Immanuel, God with us. ”

STORYTELLING TIPS

Use a sign: Distribute a yellow piece of paper to each kid. Tell kids that when they hear the word “sign,” they should hold up the piece of paper.

Write Immanuel: Write the word *Immanuel* on a dry erase board. Point to the word when you say it in the story and tell the kids that it means “God with us.”



THE STORY OF THE GOSPEL

2 REVIEW THE BIBLE STORY

SAY “ King Ahaz was not a good king. Why was Ahaz a bad king? [Allow responses.] Ahaz did not love God. Ahaz worshiped idols and led the people to worship idols too. King Ahaz did not trust God. If Ahaz had trusted God then he would have believed God was with him and not been afraid of the armies who wanted to attack Jerusalem.

What was the sign God gave King Ahaz to remind him to trust God? [Allow responses.] God told Ahaz that He was going to send Immanuel. Jesus is Immanuel. Who remembers what Immanuel means? [Allow responses.] Immanuel means ‘God is with us.’ Did God keep His promise? Yes, Jesus was born hundreds of years after this promise. God became man and was born to save us from our sins. Ahaz should have trusted in this promise and believed God.

We can choose to trust in the Lord and place our faith in Jesus. God sent Jesus to live a perfect life on earth, die for our sins, and raise back to life so we could live with Him forever. God promises that through Jesus we will have eternal life. ”

3 CHRIST CONNECTION

SAY “ God is present with us. He sent prophets to His people, even in captivity, and promised to send Immanuel, which means ‘God with us.’ Jesus fulfilled this promise when He came to earth and was born of a virgin. Jesus is our Immanuel, God with us. ”

(Tip: Use Scripture and the Gospel Plan Poster to explain how to become a Christian. Make sure kids know when and where they can ask questions.)

4 QUESTIONS FROM KIDS (3 minutes)

Show the “Unit 16, Session 4” questions from kids video. Prompt kids to discuss:

1. How can we know that God is always with us?
2. Who do you know needs to be reminded that God is always with believers?

5 MISSIONS MOMENT (3 minutes)

Show the photo of the Kamals. Tell kids that the Kamal family arrived in Vancouver in 2016. Explain that they want to help Punjabi, Hindi, and Urdu speaking South Asian people know and trust Jesus as their Savior and Lord.

SAY “ Every member of the Kamal family helps in the ministry of the church. Pastor Shahid’s kids help in the youth ministry and his wife, Maroofa, speaks to the women in the church. The church leaders are helping people to know more about Jesus by conducting home Bible studies and weekly Bible studies at the church. ”

Pray for the Kamal family as they lead the church and help others in the community understand what it means to be a Christian. Also, pray for more individuals and churches to partner with people and churches in Vancouver. Ask God to start new churches.



THE STORY OF THE GOSPEL

6 KEY PASSAGE ACTIVITY (5 minutes)

Show the key passage poster. Lead kids in reading aloud Zephaniah 3:17 together.

| **SAY** “God loves us and wants us to trust Him. If we trust in Jesus, God is always with us.”

Write each word of the key passage on two sets of index cards. Form kids into two teams and give each team a set of index cards. Direct each team to work together to put the cards in the correct order of the verse. If time allows, repeat the activity.

Lead kids to sing “The Lord Your God (Zephaniah 3:17).” You may also choose to sing a worship song of your choice.

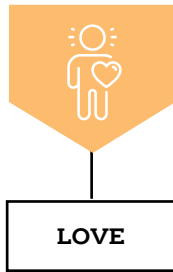
7 PRAY (2 minutes)

Invite kids to pray before transitioning to Love.

| **SAY** “Thank You, God, for promising to always be with us through Jesus. Help us remember Your promise especially when we are afraid. We love You and want to bring You joy by trusting You. In Jesus’ name, amen.”

Transition from **LEARN** to **LOVE**





THE GOD OF THE GOSPEL

LOVE God by Applying the Story

1 REVIEW & BIBLE SKILLS (5 minutes)

Distribute Bibles and display the Old Testament Kingdoms Map. Guide kids to open their Bibles to Isaiah 7. Consider pointing out the location of Jerusalem (H5) on the Old Testament Kingdoms Map. Remind kids that Ahaz was the king in Jerusalem when Isaiah gave him the message from the Lord.

Choose a volunteer to read aloud Isaiah 7:14 or ask the kids to follow along as you read the verses aloud.

SAY “The name Immanuel means ‘God with us.’ God promised that Jesus would be our Immanuel. And God kept His promise. Jesus lived a perfect life on earth and died for our sins. Ahaz chose to ignore God’s Word. We can trust God’s Word and remember that God keeps His promises. Everyone who trusts in Jesus will be with Him forever.”

2 GROUP DISCUSSION (10 minutes)

Ask the following questions. Lead the group to discuss.

SAY “Why can we trust God even when we are afraid?”

Remind kids that the Bible teaches us that fear is a natural feeling humans have. But we should not let our fear rule our hearts. Encourage kids to remember all the ways God can be trusted such as His goodness, truthfulness, forgiveness, grace, and mercy. Help kids remember that when they are afraid that they can choose to trust in God, knowing He is with them.

SAY “How do all of God’s promises come true in Jesus?”

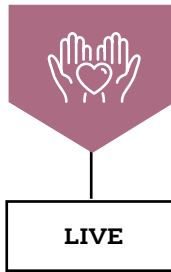
Remind kids that God has given lots of promises in the Bible, but that all of them come true in Jesus because Jesus is the greatest promise. Help kids understand that when God promises that He loves us, we see His love for us in Jesus’ death, or when God promised that He would give us peace, we only can have peace through Jesus. Lead kids to see how each promise is tied directly to what Jesus has done for us.

SAY “How can we share God’s promises with others?”

Encourage kids to remember that God’s promises are for all those who believe in Jesus as their Savior. Challenge kids to think of ways they can tell others about Jesus and how through Jesus God promises to always be with us.

Transition from **LOVE** to **LIVE**





THE MISSION OF THE GOSPEL

LIVE the Mission

1 ACTIVITY CHOICE (10 minutes)

☐ **OPTION 1: VANCOUVER ACROSTIC**



Write the letters V A N C O U V E R vertically on a dry erase board. Challenge kids to see if they can use the letters of the city's name to pray for things related to the Kamal family's ministry at the South Asian Community Church. Offer help as needed if kids get stuck on a letter. Some examples may include visitors, Asian people, North American Mission Board, church or community, ongoing conversations about the gospel, Urdu-speaking people, videos in the South Asian languages to use for teaching, ears to hear or eyes to see how God is moving in the church, receptive hearts to the good news about Jesus.

SAY “ Let’s take some time to pray for the things you all just listed. God hears our prayers, and He wants the people of Vancouver to know Him. ”

☐ **OPTION 2: INVISIBLE PRESENCE**

Form kids into four groups. Provide each group with a variety of magnets and paperclips. Direct each group to experiment with the magnets and the paperclips by seeing if they can drag or move the paper clips without them attaching to the magnet. Encourage kids to take turns.

Provide each kid in every group with a straw and a few pieces of scrap paper. Lead kids to blow air through the straw and move the pieces of scrap paper. Encourage kids to make it into a race if they choose.

SAY “ When you experimented with the magnets you saw the paper clips move, but you could not see the force that made them move. When you blew the air through the straws you saw the paper move, but you could not see the air. In a similar way, we can know God is with us by how He acts in our lives. God takes care of us, helps us, and watches over us. God is in all places at all times and is always with His people. ”

2 REFLECTION AND PRAYER (5 minutes)

Distribute a sheet of paper and pencil to each kid. Ask the kids to write about or draw a picture to answer the following questions:

- What does this story teach me about God or the gospel?
- What does this story teach me about myself?
- Who can I tell about this story?

Be sure to send the sheets home with the kids along with the activity pages so parents can continue to discuss the Bible story with their kids.

If time remains, take prayer requests or allow kids to complete the Bible story coloring page. Pray for your group.