


SchoolPay Gets Social

Posting Payment Items Directly to Facebook and Twitter is as easy as:

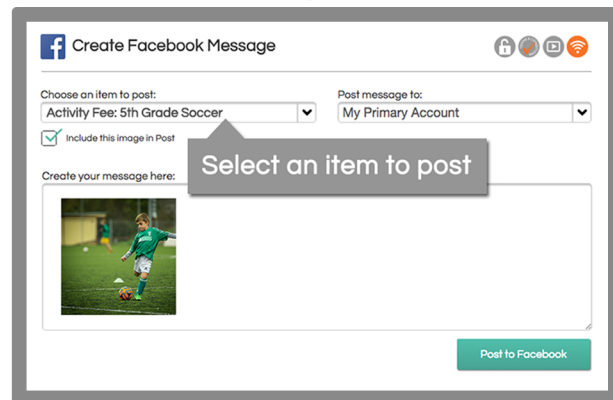
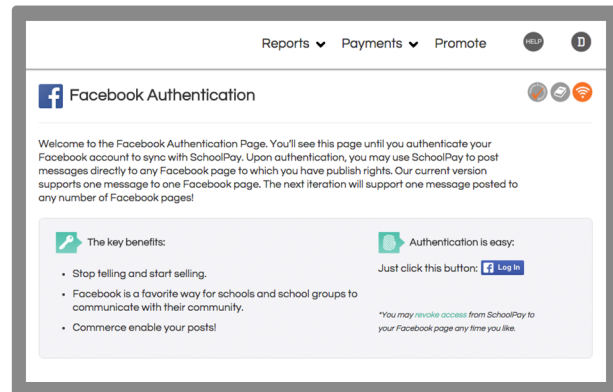
1 Authenticate

Syncing your SchoolPay account with school-controlled Facebook and Twitter accounts requires one simple authentication.

2 Build

Building a post or tweet is easy. Click the Promote button from the primary navigation and follow easy instructions from the Facebook or Twitter logos. You can also move any payment item from your Payment Item Dashboard into the Promotions Module by clicking the bullhorn icon  that appears on each item's row.

3 Post/Tweet



Effective payments to promote over Facebook and Twitter:

- ▶ Fundraisers
- ▶ Yearbook Sales
- ▶ Dance tickets
- ▶ Sporting events
- ▶ More!

Learn More and See a Demo:

To see this functionality in action contact SchoolPay at the email or phone number below and request a demonstration. To see it yourself, click the **Promote** button from the primary navigation. Facebook and Twitter will appear on the left side navigation.