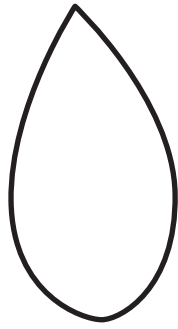




Nariz 1x



Folha
3x




Sobrancelha
2x (Espelhado)

Medida da Gola de Tecido
12cmx60cm




Topo do Chapéu
2x


(1x para a base
1x para o topo)



2x
Girassol




Aba do Chapéu
1x



Escola de FOLHA

27cm



Chapéu
1x Feltro
1x Papelão (- - -)

7,5cm

27cm



Faixa do
Chapéu
1x

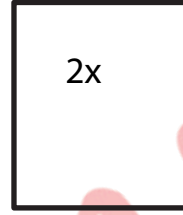
2,5cm

20cm



1x
Miolo do Girassol

1,5cm



2x

Retalhos
do Chapéu

20cm



Tiras do Cabelo

0,8cm

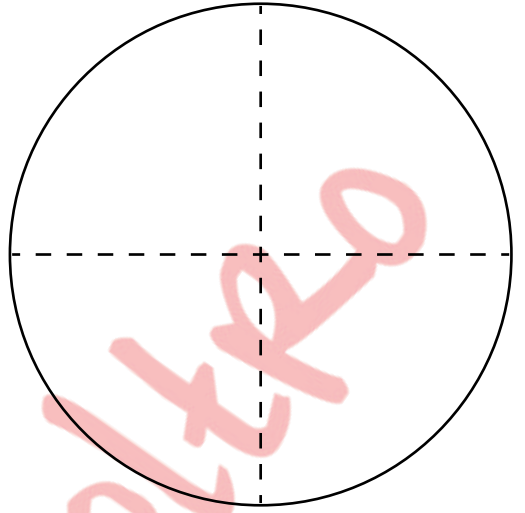
20x



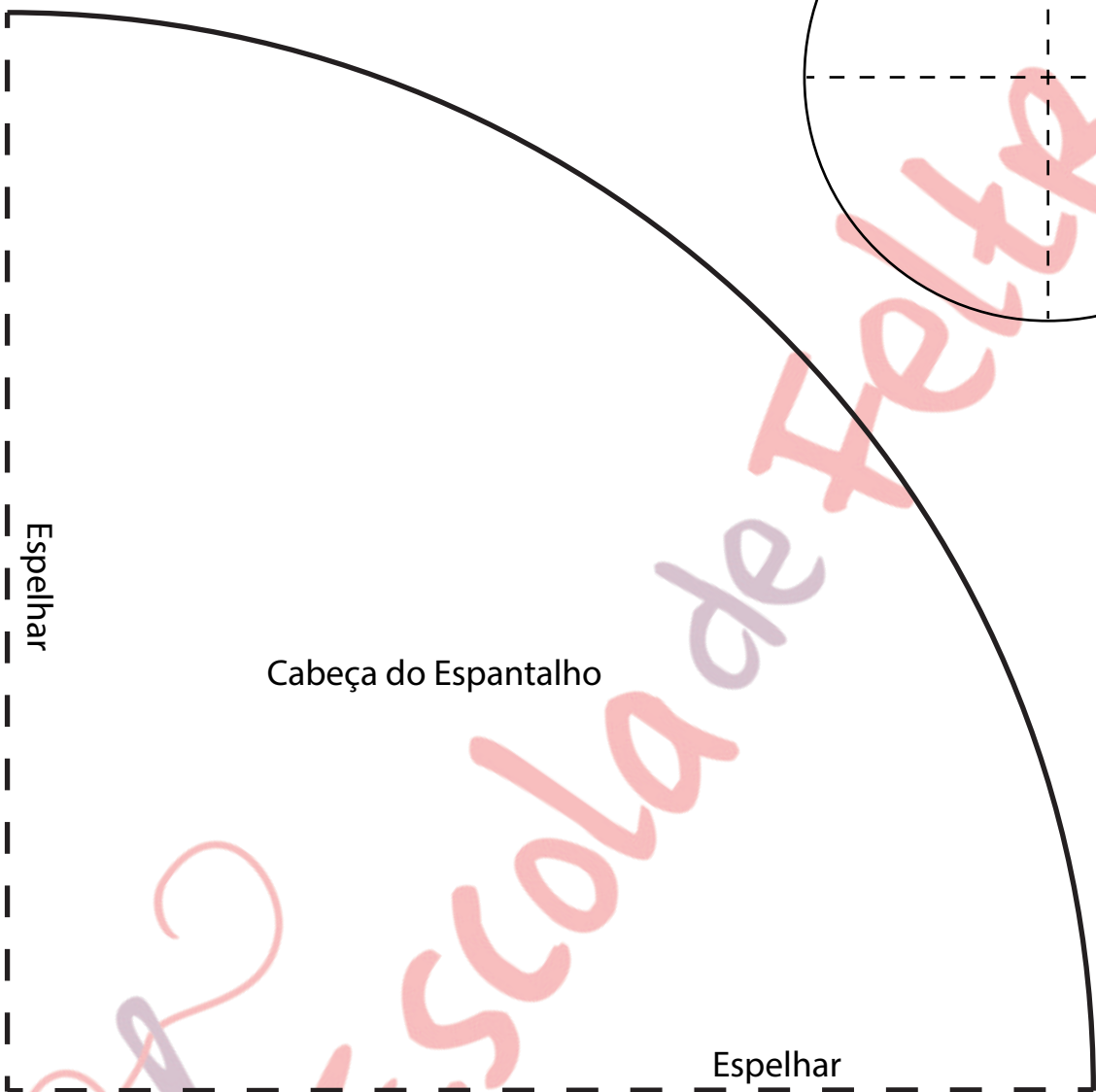
Tenha Acesso a Mais de 227
Aulas de Artesanato em
Feltro 100% em Vídeo

Quero Ver

Gabarito



Cabeça do Espantalho



Espelhar

Espelhar



Escola de Feltro