



Complete Guide.

**Uncommon.
Value.**

QualityCabinets®

Common name. Uncommon values.



Contents

Value is...QualityCabinets.™

03	New Woodstar® Series Door Styles
04	Transform Your Space
06	Aging in Place – Universal Design
08	Quality Series and Designer Series
38	Woodstar® Series
61	Door Styles and Finishes
77	Hardware – Decorative
78	Accents – Decorative
80	Features – Functional
82	QualityCabinets.com

Introduction

Value is...who we are.

At QualityCabinets we create value.

With over 40 years of experience, we create value by offering affordable options with durability that stands the test of time. It's designing and building an attractive kitchen at an approachable cost. It's attention to detail and pride in a solid reputation. Value is what we build. How we work. And who we are.





New: Woodstar® Series Door Styles



Kittery

Features:

- Full overlay design with 6 way adjustable hinges
- Recessed veneer center panel with 2" maple stiles and rails
- Slab drawer front with standard 1/2" thick engineered wood drawers
- Decorative hardware required
- 3 colors – Natural, Café, and Dulce

Optional drawer upgrades:

- 3/4" thick solid wood dovetail drawers with soft-close action under-mount glide system
- 5/8" thick rabbeted drawers with side-mount glide system



Brookport

Features:

- Full overlay design with 6 way adjustable hinges
- 3/16" radius edge on all 4 drawer and door sides
- 5/8" thick slab door – vertical grain on maple-look thermofoil
- Slab drawer front – horizontal grain on maple-look thermofoil
- Standard 1/2" thick engineered wood drawers with natural maple laminate
- Back of doors/drawers – solid sand-colored melamine
- Decorative hardware required
- 4 colors – Natural, Café, Dulce, and Starlight

Optional drawer upgrades:

- 3/4" thick solid wood dovetail drawers with soft-close action under-mount glide system
- 5/8" thick rabbeted drawers with side-mount glide system

Kittery note: Drawer front wood grain is horizontal. Door front wood grain is vertical.

Brookport note: Drawer front wood grain is horizontal. Door front wood grain is vertical. Starlight finished doors will have a white colored door back. Natural, Café and Dulce finished doors will have almond colored door backs without wood grain.



Transform your space.

QualityCabinets can quickly take a room from traditional to modern, and from transitional to classic. Dark or light. Stain or paint. Raised or recessed. Our cabinet options can change the look and feel of any room. Simply changing the cabinets can instantly update a space without having to completely renovate the entire room.



Kitchen with Brookport Cabinets in Laminate Natural.

Brookport in Natural has a bright, airy appearance that creates a cheerful, welcoming space.



Kitchen with Kittery Cabinets in Maple Dulce.

Transforming the same kitchen with Kittery in Dulce creates a rich, warm space with a more sophisticated appeal.





Aging in Place

Universal Design

Value is...universal access choices.

Today more and more people are choosing to stay in their homes – and age in place. QualityCabinets offers universal design choices that help support the changing needs of seniors, while maintaining the overall aesthetics of the room. Lower base cabinet heights, open shelving and 5½" toe kicks encourage independence at different ability levels, including enhanced wheelchair accessibility.



Universal Accessible



Classic2
Maple Natural



Value is...universal design flexibility.

Design flexibility means creating a kitchen that anticipates current and future needs. With our universal cabinets, style isn't sacrificed for functionality. Select any QualityCabinets door to complement the flexibility of our universal options. The featured Classic2 door style has a timeless aesthetic, complementary to many designs. When paired with a removable front cooktop and sink base (page 6 and below) it creates a kitchen that is not only attractive, but also accessible.





Quality Series and Designer Series

Our Quality Series and Designer Series cabinets offer the unique, decorative styles and options that create attractive, hardworking, and surprisingly affordable spaces. No compromises. Just great cabinets.






Heritage2

Cherry Amber

Today, homes are smaller, budgets are tighter, and homeowners are looking for cost-effective solutions. QualityCabinets meets these changes by designing affordable kitchens for any home. Kitchens that optimize space using built-in storage, organized pull-outs and adjustable shelves, creating kitchens that can evolve as needs change.





Quincy2

(five piece drawer front)

Maple Natural







Classic2

Maple Natural







Axiom2

Maple Butterscotch





Classic2

Maple Café Licorice Glaze





Sonnet2

Maple Cashmere Auburn Glaze • Cherry Amber Mocha Glaze





Manchester2

Maple Praline





Quincy2

Maple Biscotti Mocha Glaze





Value is...balanced design.

Balance is the point between beautiful and approachable, and is well achieved with our Quincy2 door style. This kitchen has a transitional look that works well with contemporary styling. Adding Mocha glaze to the door brings depth and texture to the cabinetry, while pairing it with popular design features like prairie mullions, light rail molding, and open storage shelves ensures that the hardest working space in a home is also the most beautiful.





Sableton2 (five piece drawer front)

Maple Biscotti Mocha Glaze





Value is...affordable options.

The Sableton2 collection with five-piece drawer front allows for a vast array of design opportunities. The clean lines of the bead board on the doors and drawers are beautifully finished in a range of popular colors. Or, select a carefully applied glaze for a handcrafted look often associated with custom cabinetry. The variety of finish options ensures that you can easily have a kitchen that is sleek and modern or cozy and rustic.





Manchester2

Cherry Burgundy Licorice Glaze





Classic2

Oak Royal





Classic2/Nottingham2

Oak Espresso • Hickory Palomino





Nantucket2

Laminate Starlight





Nantucket2/Sableton2

Laminate Starlight • Maple Dulce





- 1 Interesting corbels add unique architectural elements.
- 2 Crown molding draws the eye upward and creates a custom finished look.
- 3 Under cabinet molding lends a popular furniture quality to cabinetry pulling the overall look together.
- 4 Built-in desk finished with attractive corbels enables multitasking.





Classic2

Cherry Amber Mocha Glaze





Hancock2

Cherry Burgundy





Axiom2

Maple Natural





Jamestown2

Maple Café Licorice Glaze





Nottingham2

Hickory Palomino





Hancock2

Oak Harvest





Sableton2

Maple Dulce





Wayfarer2

Rustic Maple Café





Construction

Quality Series and Designer Series¹



Wall Cabinets

- 1.** Finished look ($\frac{3}{8}$ " thick end panels with natural maple foiled edges)
- 2.** Easy-clean laminate interiors (natural maple laminate interiors)
- 3.** Easy access ($1\frac{1}{2}$ " front frames with a true 3" center stile on double door cabinets)
- 4.** Robust integrated back design ($\frac{3}{8}$ " thick back panel grooved to receive the top and bottom, ensuring alignment with the end panels and back panel; addition of a spacer block on the backside of the back panel, found on cabinets 27" and wider, prevents bowing in adverse conditions after installation)
- 5.** Durable hang rails (fortified $\frac{3}{8}$ " thick engineered wood hang rails with natural maple foiled edge; positioned for easy installation on back side of cabinet)
- 6.** Surpasses KMCA specifications (top and bottom panels are secured with wood-to-wood glue and staples through the back panel; hot melt with an additional security bead along face frame is used to attach top and bottom; $\frac{1}{2}$ " thick engineered wood)
- 7.** CARB 11 compliant engineered wood



Base Cabinets

- 1.** Constructed for daily use ($\frac{3}{8}$ " thick end panels attached with wood-to-wood glue and staples)
- 2.** Moisture resistant (natural maple laminate interiors)
- 3.** Strong and sturdy frames ($1\frac{1}{2}$ " wide front, $\frac{3}{4}$ " thick, solid wood)
- 4.** Reinforced components ($\frac{1}{4}$ " thick engineered wood back extends all the way to the floor for added strength to reinforce back corners of the cabinet)
- 5.** Solid pine or Douglas fir hang rails for greater rigidity
- 6.** Six-way, fully concealed, adjustable hinges (in both Quality and Designer Series)
- 7.** Four $\frac{1}{2}$ " thick engineered wood gussets hold cabinet square and are dadoed into the side panels
- 8.** $\frac{1}{2}$ " thick engineered wood drawers feature natural colored maple laminate interiors
- 9.** Dual-captured, self-aligning white drawer guides are side-mounted and hold up to 75 lbs.
- 10.** Solid hold under-shelf support (locking shelf clips hold shelf securely; cabinets 27" and wider have support cleats as shown)
- 11.** Strong shelves ($\frac{5}{8}$ " thick engineered wood; natural maple in color; requires no shelf paper)



Upgrades

Quality Series and Designer Series¹

Base Cabinets

1. ¾" solid wood drawers with full extension; under-mount drawer guides with soft-closing action. Upgraded drawers include plywood drawer bottoms with a laminate surface for easy cleaning.

2. Dovetail joint construction

3. Roll-out trays sold as optional accessories

4. ¾" plywood end panels

Not Shown:

- Enhanced glazed finishes available for a distinctive look
- Full-overlay styling available in limited door styles
- Increased or reduced depth options
- Matching wall cabinet interiors are available for a coordinated look
- Mullion and Frame Only doors add a look of custom cabinetry





Uncommon value. Woodstar® Series.

The Woodstar® Series is our most economical line, very much worthy of the QualityCabinets name. We don't compromise our values to offer an affordable product. No shortcuts. Solid construction. Stylish options.





Derby Twilight

Birch Twilight





Derby/Harborview2

Birch Mirage • Birch Twilight







Geneva2/Seacrest2

Laminate Starlight • Birch Cinnamon





- 1 Select a pantry to organize with the choice of Pull-Out Trays and adjustable shelves.
- 2 For optimal design flexibility, drawer fronts are made available with recessed finger slots and hardware options.
- 3 Choose a Base Lazy Susan cabinet to fully utilize corner space and maximize storage.
- 4 To enhance accessibility, universal design base cabinets offer a 5½" toe kick height.



Seacrest2

Birch Cinnamon Licorice Glaze







Seacrest2

Birch Cinnamon Licorice Glaze





Seacrest2

Birch Clove Licorice Glaze





Seacrest2

White Oak Eventide





- 1** Frame only doors are prepped for glass, giving you the ability to customize your cabinetry at a value price.
- 2** The Utility Tray offers hidden storage for wet and dry sponges, eliminating clutter around the sink.
- 3** Inclusion of Countertop Support Brackets is both functional and attractive.
- 4** Base Pull-Out Trays provide handy storage for bulky items.



Geneva2

Laminate Starlight







Derby

Birch Clove







Harborview2

Birch Mirage







Seacrest2

Oak Sunrise







Derby

Birch Clove







Construction

Woodstar® Series

Wall Cabinets

1. Finished look ($\frac{3}{8}$ " thick end panels with natural maple foiled edges)
2. Easy-clean laminate interiors (natural maple laminate interiors)
3. Easy access ($1\frac{1}{2}$ " front frames with a true 3" center stile on double door cabinets)
4. Robust integrated back design ($\frac{3}{8}$ " thick back panel grooved to receive the top and bottom, ensuring alignment with the end panels and back panel; addition of a spacer block on the backside of the back panel, found on cabinets 27" and wider, prevents bowing in adverse conditions after installation)
5. Durable hang rails (fortified $\frac{3}{8}$ " thick engineered wood hang rails with natural maple foiled edge; positioned for easy installation on back side of cabinet)
6. Surpasses KMCA specifications (top and bottom panels are secured with wood-to-wood glue and staples through the back panel; hot melt with an additional security bead along face frame is used to attach top and bottom; $\frac{1}{2}$ " thick engineered wood)
7. CARB 11 compliant engineered wood

Base Cabinets

1. Constructed for daily use ($\frac{3}{8}$ " thick end panels attached with wood-to-wood glue and staples)
2. Moisture resistant (natural maple laminate interiors)
3. Strong and sturdy frames ($1\frac{1}{2}$ " wide front, $\frac{3}{4}$ " thick, solid wood)
4. Reinforced components ($\frac{1}{4}$ " thick engineered wood back extends all the way to the floor for added strength to reinforce back corners of the cabinet)
5. Solid pine or Douglas fir hang rails for greater rigidity
6. Four $\frac{1}{2}$ " thick engineered wood gussets hold cabinet square and are dadoed into the side panels
7. $\frac{1}{2}$ " thick engineered wood drawers feature natural colored maple laminate interiors
8. Dual-captured, self-aligning white drawer guides are side-mounted and hold up to 75 lbs.
9. Solid hold under-shelf support (locking shelf clips hold shelf securely; cabinets 27" and wider have support cleats as shown)
10. Strong shelves ($\frac{5}{8}$ " thick engineered wood; natural maple in color; require no shelf paper)

Woodstar® Series optional upgrades:

- Glazed finishes in select door styles
- Increased or reduced depth options
- Mullion and Frame Only doors
- $\frac{3}{4}$ " thick solid wood dovetail drawers with soft-close action under-mount glide system
- $\frac{5}{8}$ " thick all wood rabbeted drawers with side-mount guide system



Door Styles + Finishes

Finishes. Glazes. Five Piece Drawer Fronts. Full and Traditional Overlay.

Finishes and Glazes. QualityCabinets offers a wide range of finishes that can complement any home's décor. The addition of a glaze can enhance the look of an entire kitchen, adding depth and personality while complementing the natural beauty of the wood. Applied by hand, glazes offer unique and striking effects.



Heritage2 | Cherry | Amber



Quincy2
(five piece drawer front | full overlay)



Classic2
(solid drawer front | traditional overlay)

Five Piece Drawer Design. Assembled with two stiles, two rails, and a panel, the Five Piece Drawer Design more closely matches the door's styling, providing a richer, more detailed look.

Full and Traditional Overlay. Referring to the amount of face frame that is covered by the cabinet door or drawer front, Full Overlay styles give a seamless appearance by revealing a very small amount of the face frame. Traditional Overlay styles leave more of the face frame visible.



Quality Series & Designer Series/Cherry

Classic2 (solid drawer front | traditional overlay)



Amber Brandy Burgundy Amber Mocha Glaze Brandy Licorice Glaze Burgundy Licorice Glaze

Hancock2 (five piece drawer front | full overlay)



Amber Brandy Burgundy

Hancock2 (solid drawer front | full overlay)



Amber Brandy Burgundy

Heritage2 Arch (traditional overlay)



Amber Brandy Burgundy

Heritage2 Square (solid drawer front | traditional overlay)



Amber Brandy Burgundy

Manchester2 (five piece drawer front | full overlay)



Amber Brandy Burgundy Amber Mocha Glaze Brandy Licorice Glaze Burgundy Licorice Glaze



Nottingham2 Arch (traditional overlay)



Amber Brandy Burgundy

Nottingham2 Square (solid drawer front | traditional overlay)



Amber Brandy Burgundy

Quincy2 (five piece drawer front | full overlay)



Amber Brandy Burgundy Amber Mocha Glaze Brandy Licorice Glaze Burgundy Licorice Glaze

Quincy2 (solid drawer front | full overlay)



Amber Brandy Burgundy Amber Mocha Glaze Brandy Licorice Glaze Burgundy Licorice Glaze

Sonnet2 (solid drawer front | full overlay)



Amber Brandy Burgundy Amber Mocha Glaze Brandy Licorice Glaze Burgundy Licorice Glaze



Hickory

Heritage2 Arch (traditional overlay)



Natural Palomino Autumn

Heritage2 Square (solid drawer front | traditional overlay)



Natural Palomino Autumn

Nottingham2 Arch (traditional overlay)



Natural Palomino Autumn

Nottingham2 Square (solid drawer front | traditional overlay)



Natural Palomino Autumn

Designer Series¹

Designer Series¹

Laminate

Nantucket2
(solid drawer front | full overlay)



Starlight

Sussex2 Arch
(full overlay)



Starlight

Sussex2 Square
(solid drawer front | full overlay)



Starlight

Designer Series¹



Maple

Axiom2 (solid drawer front | full overlay)



Natural

Biscotti

Butterscotch

Praline

Café

Cordovan

Dulce

Cashmere

Classic2 (solid drawer front | traditional overlay)



Natural

Biscotti

Butterscotch

Praline

Café

Cordovan

Dulce

Cashmere

Classic2 (solid drawer front | traditional overlay)



Biscotti Mocha
Glaze

Butterscotch Mocha
Glaze

Praline Mocha
Glaze

Café Licorice
Glaze

Cordovan Licorice
Glaze

Cashmere Auburn
Glaze

Hancock2 (five piece drawer front | full overlay)



Natural

Biscotti

Butterscotch

Praline

Café

Cordovan


Dulce

Cashmere



Maple

Hancock2 (solid drawer front | full overlay)



Natural Biscotti Butterscotch Praline Café Cordovan Dulce Cashmere

Heritage2 Arch (traditional overlay)



Natural Biscotti Butterscotch Praline Café Cordovan Dulce Cashmere

Heritage2 Square (solid drawer front | traditional overlay)



Natural Biscotti Butterscotch Praline Café Cordovan Dulce Cashmere

Jamestown2 (five piece drawer front | full overlay)



Natural Biscotti Butterscotch Praline Café Cordovan Dulce Cashmere



Jamestown2 (five piece drawer front | full overlay)



Biscotti Mocha
Glaze

Butterscotch Mocha
Glaze

Praline Mocha
Glaze

Café Licorice
Glaze

Cordovan Licorice
Glaze

Cashmere Auburn
Glaze

Jamestown2 (solid drawer front | full overlay)



Natural

Biscotti

Butterscotch

Praline

Café

Cordovan

Dulce

Cashmere

Jamestown2 (solid drawer front | full overlay)



Biscotti Mocha
Glaze

Butterscotch Mocha
Glaze

Praline Mocha
Glaze

Café Licorice
Glaze

Cordovan Licorice
Glaze

Cashmere Auburn
Glaze

Manchester2 (five piece drawer front | full overlay)



Natural

Biscotti

Butterscotch

Praline

Café

Cordovan

Dulce

Cashmere



Maple

Manchester2 (five piece drawer front | full overlay)



Biscotti Mocha Glaze Butterscotch Mocha Glaze Praline Mocha Glaze Café Licorice Glaze Cordovan Licorice Glaze Cashmere Auburn Glaze

Provincial2 (five piece drawer front | full overlay)



Natural Biscotti Butterscotch Praline Café Cordovan Dulce

Provincial2 (five piece drawer front | full overlay)



Biscotti Mocha Glaze Butterscotch Mocha Glaze Praline Mocha Glaze Café Licorice Glaze Cordovan Licorice Glaze Cashmere Auburn Glaze

Quincy2 (five piece drawer front | full overlay)



Natural Biscotti Butterscotch Praline Café Cordovan Dulce Cashmere



Quincy2 (five piece drawer front | full overlay)



Biscotti Mocha
Glaze

Butterscotch Mocha
Glaze

Praline Mocha
Glaze

Café Licorice
Glaze

Cordovan Licorice
Glaze

Cashmere Auburn
Glaze

Quincy2 (solid drawer front | full overlay)



Natural

Biscotti

Butterscotch

Praline

Café

Cordovan

Dulce

Cashmere

Quincy2 (solid drawer front | full overlay)



Biscotti Mocha
Glaze

Butterscotch Mocha
Glaze

Praline Mocha
Glaze

Café Licorice
Glaze

Cordovan Licorice
Glaze

Cashmere Auburn
Glaze

Sableton2 (five piece drawer front | full overlay)



Natural

Biscotti

Butterscotch

Praline

Café

Cordovan

Dulce

Cashmere

Maple








Sableton2 (five piece drawer front | full overlay)

Designer Series¹

					
Biscotti Mocha Glaze	Butterscotch Mocha Glaze	Praline Mocha Glaze	Café Licorice Glaze	Cordovan Licorice Glaze	Cashmere Auburn Glaze

Sableton2 (solid drawer front | full overlay)

Designer Series¹

							
Natural	Biscotti	Butterscotch	Praline	Café	Cordovan	Dulce	Cashmere

Sonnet2 (solid drawer front | full overlay)

Designer Series¹

							
Natural	Biscotti	Butterscotch	Praline	Café	Cordovan	Dulce	Cashmere

Sonnet2 (solid drawer front | full overlay)

Designer Series¹

					
Biscotti Mocha Glaze	Butterscotch Mocha Glaze	Praline Mocha Glaze	Café Licorice Glaze	Cordovan Licorice Glaze	Cashmere Auburn Glaze



Westminster2 Arch (full overlay)



Natural

Biscotti

Butterscotch

Praline

Café

Cordovan

Dulce

Cashmere

Designer Series¹

Westminster2 Arch (full overlay)



Biscotti Mocha
Glaze

Butterscotch Mocha
Glaze

Praline Mocha
Glaze

Café Licorice
Glaze

Cordovan Licorice
Glaze

Cashmere Auburn
Glaze

Designer Series¹

Westminster2 Square (solid drawer front | full overlay)



Natural

Biscotti

Butterscotch

Praline

Café

Cordovan

Dulce

Cashmere

Designer Series¹

Westminster2 Square (solid drawer front | full overlay)



Biscotti Mocha
Glaze

Butterscotch Mocha
Glaze

Praline Mocha
Glaze

Café Licorice
Glaze

Cordovan Licorice
Glaze

Cashmere Auburn
Glaze

Designer Series¹

Rustic Maple

Meriwether2 (solid drawer front | traditional overlay)

Designer Series¹



Natural

Biscotti

Butterscotch

Praline

Café

Cordovan

Dulce

Cashmere

Wayfarer2 (solid drawer front | full overlay)

Designer Series¹



Natural

Biscotti

Butterscotch

Praline

Café

Cordovan

Dulce

Cashmere



Red Oak

Classic2 (solid drawer front | traditional overlay)



Harvest

Royal

Espresso

Hancock2 (five piece drawer front | full overlay)



Harvest

Royal

Espresso

Hancock2 (solid drawer front | full overlay)



Harvest

Royal

Espresso

Heritage2 Arch (traditional overlay)



Harvest

Royal

Espresso

Heritage2 Square (solid drawer front | traditional overlay)



Harvest

Royal

Espresso



Woodstar® Series/Birch

Derby (solid drawer front | traditional overlay)



Dawn Mirage Clove Cinnamon Twilight

Harborview2 (solid drawer front | traditional overlay)



Dawn Mirage Clove Cinnamon Twilight

Harborview2 (solid drawer front | traditional overlay)



Dawn Mocha Glaze Mirage Mocha Glaze Clove Licorice Glaze Cinnamon Licorice Glaze

Seacrest2 (solid drawer front | traditional overlay)



Dawn Mirage Clove Cinnamon Twilight



Birch

Seacrest2
(solid drawer front | traditional overlay)



Dawn Mocha
Glaze



Mirage Mocha
Glaze



Clove Licorice
Glaze



Cinnamon Licorice
Glaze

Maple

New: Kittery (slab drawer front | full overlay)



Natural



Café



Dulce

Laminate

New: Brookport (slab drawer front | full overlay)



Natural



Café



Dulce



Starlight

Geneva2
(solid drawer front | traditional overlay)



Starlight



White Oak

Harborview2 (solid drawer front | traditional overlay)



Sunrise

Eventide

Seacrest2 (solid drawer front | traditional overlay)



Sunrise

Eventide





Hardware

Decorative



P02112-SS-C
Stainless Steel



P02140-SS-C
Stainless Steel



P02164-SS-C
Stainless Steel



P775A0-AB-C
Antique Brass



P39955-AB-C
Antique Brass



PN0393-OB-C
Oil-Rubbed Bronze



P39955-OB-D-C
Oil Rubbed Bronze



PN0408-VBR-C
Venetian Bronze



P45005-VBR-C
Venetian Bronze



P50153-PB-C7
Polished Brass



P39955-PB-C7
Polished Brass



P95712-W-C
White Ceramic



P65010-CHR-A
Polished Chrome



PN0395-PC-C
Polished Chrome



P50121-PC-C7
Polished Chrome



P13101-PC-C
Polished Chrome



P83506-SN-C
Satin Nickel



P39955-SN-C
Satin Nickel



PN0409-SN-C
Satin Nickel



PN0402-SN-C
Satin Nickel



PN0393-SN-C
Satin Nickel



PN0293-SN-C
Satin Nickel



PN0602-SN-C
Satin Nickel



P50154-STN-C
Sterling Nickel



PN1291-BSP-C
Brushed Satin Pewter



PN1293-BSP-C
Brushed Satin Pewter



PBF304-BSP-C
Brushed Satin Pewter



PBF305-BSP-C
Brushed Satin Pewter



P50150-BLC-C
Black Chrome



P83506-BLN-C
Black Nickel



PN0528-AP-C
Antique Pewter



PN0534-AP-C
Antique Pewter



PN5025-ACN-C7
Antique Copper Nickel




PN5024-ACN-C7
Antique Copper Nickel

Accents


Decorative




Accents | Acanthus Corbel



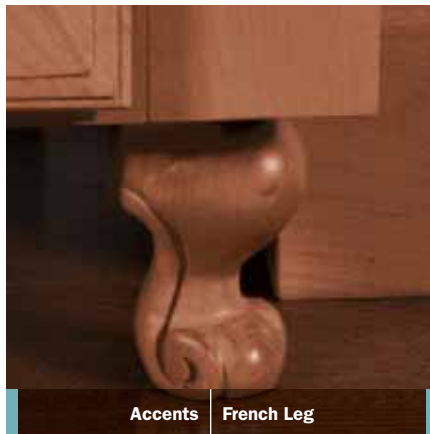
Accents | Rosette Corbel




Accents | Acanthus Ornament




Accents | Acanthus Onlay



Accents | French Leg



Accents | Fluted Decorative Column



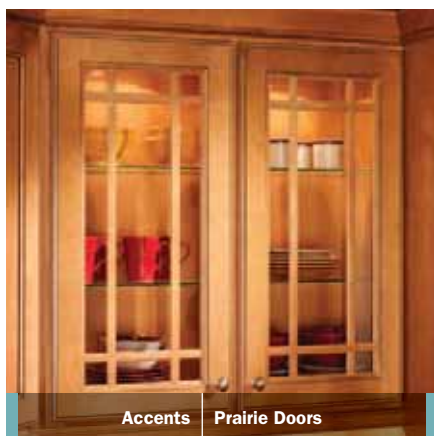
Accents | Fluted Filler w/Bun Foot




Accents | Open Storage Shelves



Accents | Base End Shelf




Accents | Prairie Doors




Accents | Chimney Style Range Hood




Accents | Range Hood Accented w/V-Groove Panels



Accents | Crown Molding




Accents | Shaker Crown Molding



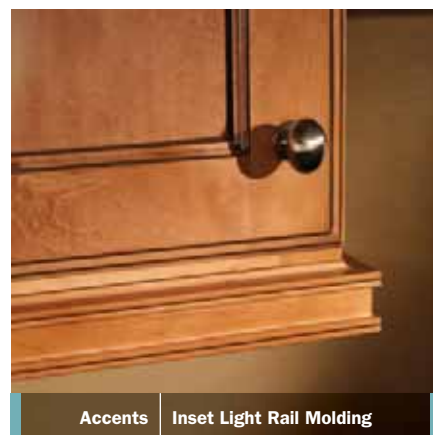
Accents | Crown Molding



Accents | Crown and Rope Molding



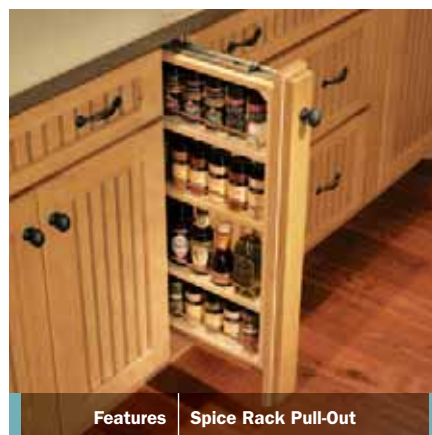


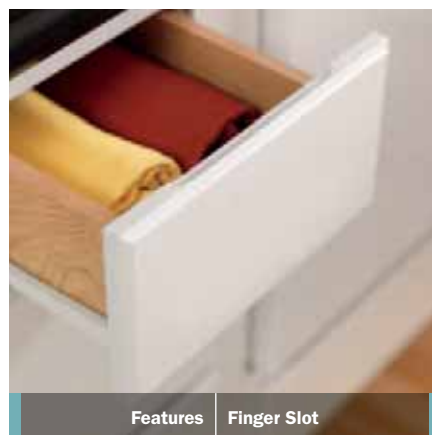
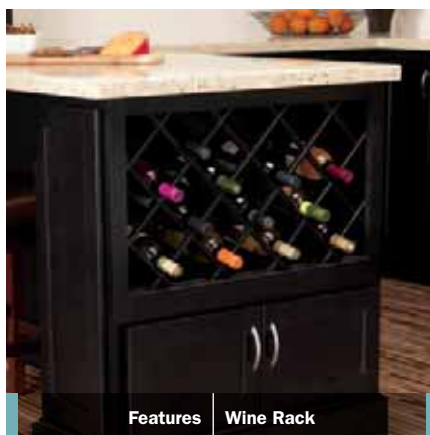


Accents | Under Cabinet Molding



Accents | Inset Light Rail Molding

Features

Functional





Features | Base Double Pull-Out Tray w/Butt Doors



Features | Base Pull-Out Tray



Features | Tall Cabinet Pull-Out Tray



Features | Base Lazy Susan



Features | Base Microwave Shelf



Features | Built-In Microwave Cabinet



Features | Lazy Susan Wood Tray Upgrade



Features | Trash Pull-Out



Features | Recycling Center

QualityCabinets™ : Website

Useful. Easy. And built for you.

- Sharp image clarity
- Easy navigation
- Refreshing look and feel
- Latest product offerings
- Searchable
- Functional planning tools



Learn more about planning and visit the Idea Gallery at **www.QualityCabinets.com**





Warranty



Quality Series and Designer Series

5-Year Limited Warranty: QualityCabinets are warranted for five (5) years from the date of purchase. See your dealer for full details or visit www.QualityCabinets.com.



Woodstar® Series

1-Year Limited Warranty: QualityCabinets are warranted for one (1) year from the date of purchase. See your dealer for full details or visit www.QualityCabinets.com.





QualityCabinets™