


United States Department of Interior
National Park Service

National Register of Historic Places
Registration Form



1249

This form is for use in nominating or requesting determinations for individual properties and districts. See instructions in *How to Complete the National Register of Historic Places Registration Form* (National Register Bulletin 16A). Complete each item by marking "x" in the appropriate box or by entering the information requested. If an item does not apply to the property being documented, enter "N/A" for "not applicable." For functions, architectural classification, materials, and areas of significance, enter only categories and subcategories from the instructions. Place additional entries and narrative items on continuation sheets (NPS Form 10-900A). Use a typewriter, word processor, or computer, to complete all items.

1. Name of Property

historic name Chilton Post Office

other names/site number N/A

2. Location

street & number	57 East Main Street	N/A	not for publication
city or town	Chilton	N/A	vicinity
state Wisconsin	code WI	county Calumet	code 15
			zip code 53014

3. State/Federal Agency Certification

As the designated authority under the National Historic Preservation Act, as amended, I hereby certify that this nomination request for determination of eligibility meets the documentation standards for registering properties in the National Register of Historic Places and meets the procedural and professional requirements set forth in 36 CFR Part 60. In my opinion, the property meets does not meet the National Register criteria. I recommend that this property be considered significant nationally statewide locally. (See continuation sheet for additional comments.)

Signature of certifying official/Title

Date

State or Federal agency and bureau

In my opinion, the property meets does not meet the National Register criteria.
(See continuation sheet for additional comments.)

Alicia J. Galt
Signature of commenting official/Title

July 26, 2000
Date

Deputy SHPO - WI

State or Federal agency and bureau

Chilton Post Office

Calumet

Wisconsin

Name of Property

County and State

4. National Park Service Certification

I hereby certify that the property is:

entered in the National Register.

See continuation sheet.

determined eligible for the National Register.

See continuation sheet.

determined not eligible for the National Register.

See continuation sheet.

removed from the National Register.

other, (explain:)

Edson H. Beall

10/24/00

Signature of the Keeper

Date of Action

5. Classification

Ownership of Property

(check as many boxes as apply)

private

public-local

public-State

public-Federal

Category of Property

(Check only one box)

building(s)

district

structure

site

object

Number of Resources within Property

(Do not include previously listed resources in the count)

contributing

1

noncontributing

0 buildings

sites

structures

objects

0 total

Name of related multiple property listing:

(Enter "N/A" if property not part of a multiple property listing.)

US Post Office Construction 1913-1943

State of Wisconsin -- Milwaukee District

Number of contributing resources

is previously listed in the National Register

0

6. Function or Use

Historic Functions

(Enter categories from instructions)

Government / Post Office

Current Functions

(Enter categories from instructions)

Government / Post Office

7. Description

Architectural Classification

(Enter categories from instructions)

Colonial Revival

Materials

(Enter categories from instructions)

Foundation Concrete

walls Brick

roof Metal

other

Narrative Description

(Describe the historic and current condition of the property on one or more continuation sheets.)

**United States Department of the Interior
National Park Service**

**National Register of Historic Places
Continuation Sheet**

Section 7

Page 1

Chilton Post Office, Calumet County, Wisconsin

Narrative Description:

The Chilton Post Office is a one story, red brick building built in 1938. It is located at 57 Main Street, on the fringe of the business and commercial district of Chilton, Wisconsin. The building is of a simplified Georgian Revival style with a metal, hipped roof and a concrete foundation.

The plan of the building is rectangular with the public entrance and lobby on the Main Street façade. The front elevation is organized symmetrically about the entrance doors. The double doors and the tracery transom above are contained within a classicized surround. A sculpted metal eagle has been mounted on the central of the three fascia boards above the window. On either side of the doors are two windows. The windows are the original eight-over-eight double hung. They are separated from each other and from the doors by wide, brick pilasters. The windows have sandstone sills and lintels. A sandstone fascia and cornice wraps around the building. The post office's location is engraved above the doors.

The front portion of the building has a standing seam, metal, hip roof, while the rear portion, including the loading dock, has a flat roof. The brick pilasters are carried on the side elevation of the main block only. The sandstone fascia, however, wraps around the entire building, with the exception of the loading dock. The double hung windows with sandstone sills and lintels are found throughout.

The building cornerstone notes: "Henry Morgenthau, JR., Secretary of the Treasury, James A. Farley, Postmaster General, Louis A. Simon, Supervising Architect, Neal A. Melick, Supervising Engineer, 1938."

The interior lobby retains many of its original features. These include a terrazzo floor, marble wainscot, stained wood trim, and entry vestibule. The walls and ceiling are of plaster. The lighting fixtures are modern replacements. Above the door to the postmaster's office is a mural by Charles W. Thwaites, dated August 8, 1940. Titled "Threshing Barley," the large painting depicts men in work clothes actively engaged in scooping up bundles of barley with their pitchforks and placing them on the threshing conveyor belt. The worker at the extreme right tends to the blower. The colors of the mural are muted, rich browns and golds, with touches of blue and white in the workmen's clothing.

The building and the mural are in good condition.

Chilton Post Office
Name of Property

Calumet
County and State

Wisconsin

8. Statement of Significance

Applicable National Register Criteria

(Mark "x" in one or more boxes for the criteria qualifying the property for the National Register listing.)

- A Property is associated with events that have made a significant contribution to the broad patterns of our history.
- B Property is associated with the lives of persons significant in our past.
- C Property embodies the distinctive characteristics of a type, period, or method of construction or represents the work of a master, or possesses high artistic values, or represents a significant and distinguishable entity whose components lack individual distinction.
- D Property has yielded, or is likely to yield, information important in prehistory or history.

Criteria Considerations

(Mark "x" in all the boxes that apply.)

Property is:

- A owned by a religious institution or used for religious purposes.
- B removed from its original location.
- C a birthplace or grave.
- D a cemetery.
- E a reconstructed building, object, or structure.
- F a commemorative property.
- G less than 50 years of age or achieved significance within the past 50 years.

Areas of Significance

(Enter categories from instructions)

Art

Period of Significance

1940

Significant Dates

1940

Significant Person

(Complete if Criterion B is marked)

N/A

Cultural Affiliation

N/A

Architect/Builder

Simon, Louis A.

Melick, Neal A.

Narrative Statement of Significance

(Explain the significance of the property on one or more continuation sheets.)

Chilton Post Office

Calumet

Wisconsin

Name of Property

County and State

Additional Documentation

Submit the following items with the completed form:

Continuation Sheets

Maps

A USGS map (7.5 or 15 minute series) indicating the property's location.
A sketch map for historic districts and properties having large acreage or numerous resources.

Photographs

Representative black and white photographs of the property.

Additional Items (Check with the SHPO or FPO for any additional items)

Property Owner

Complete this item at the request of SHPO or FPO.)

name/title	John S. Sorenson, Program Manager, Historic Preservation				
organization	US Postal Service, Customer Service Facilities				
street&number	475 L'Enfant Plaza			telephone	202-268-3107
city or town	Washington	state	DC	zip code	20260-6235

Paperwork Reduction Act Statement: This information is being collected for applications to the National Register of Historic Places to nominate properties for listing or determine eligibility for listing, to list properties, and to amend existing listings. Response to this request is required to obtain a benefit in accordance with the National Historic Preservation Act, as amended (16 U.S.C. 470 et seq.).

Estimated Burden Statement: Public reporting burden for this form is estimated to average 18.1 hours per response including time for reviewing instructions, gathering and maintaining data, and completing and reviewing the form. Direct comments regarding this burden estimate or any aspect of this form to the Chief, Administrative Services Division, National Park Service, P.O. Box 37127, Washington, DC 20013-7127; and the Office of Management and Budget, Paperwork Reductions Projects, (1024-0018), Washington, DC 20503.

**United States Department of the Interior
National Park Service**

**National Register of Historic Places
Continuation Sheet**

Section 8

Page 2

Chilton Post Office, Calumet County, Wisconsin

Narrative Statement of Significance

The Chilton Post Office is an example of a federally owned post office in the context of the multiple property nomination "United States Post Office Construction from 1913 to 1940, State of Wisconsin - Milwaukee District." The building is eligible under Criterion C - Art for the Depression era mural by Charles Thwaites in its lobby.

Historic Context

This building is the first federally owned post office in Chilton. Prior to its construction, postal services were conducted at various locations selected by the local postmaster. The history of post office construction during the early twentieth century in Wisconsin is detailed in the multiple property nomination. The historic context for public art in these post offices is also discussed in the nomination.

This post office was one of a series built in Wisconsin by the federal Public Works Administration in the 1930s.¹ It is also an example of the use by federal designers of a single plan for a number of post offices, altering the treatment of the façade at each location. The Chilton Post Office is similar to the post offices in De Pere and Edgerton, Wisconsin. The latter two have fluted columns at the entry and a wood cupola on the roof.

The Chilton Post Office is one of several post offices in the Milwaukee Postal District designed in a simplified Georgian Revival style. This example features eight-over-eight double-hung windows recessed between large brick pilasters. The slightly more ornate example in Wuapun features stone pilasters, while the version in Jefferson is the least ornate.

Significance

The Chilton Post Office is significant for the 1940 mural "Threshing Barley" by artist Charles Thwaites located in its lobby. This mural was praised by the Treasury Department's Section of Fine Arts for its excellent composition that took the viewer's eyes beyond the intrusion of the postmaster's office doorframe.² The artist based his work on notes and sketches made during his visits to the "nation's barley center" in the Chilton district. The rich colors of the harvested grain and the movements of the farmhands as they pitch bundles of barley onto the threshing conveyor belt create a lively pattern. Thwaites wrote of his scene: "I wished to make a rich pattern of human beings and grain, giving voice to

¹ America Builds: The Record of the PWA, Public Works Administration (Washington, DC: National Archives 1939), appendix.

² Marlene Park and Gerald Markowitz, Democratic Vistas: Post Offices and Public Art in the New Deal (Philadelphia: Temple University Press, 1984), 118-120.

**United States Department of the Interior
National Park Service**

**National Register of Historic Places
Continuation Sheet**

Section 8 Page 3 Chilton Post Office, Calumet County, Wisconsin

their relation both by their portrayal and especially by the related movements that figures, bundles of grain, and implement perform.”³

The design for this mural was one of the winners of the Forty-Eight States Competition. It was exhibited with other winning designs at the Corcoran Gallery in Washington, DC, and at the National Gallery of Canada in Ottawa in 1939. Canada’s National Gallery wrote of the work: “This beautifully composed design carries all of the virtues of Wisconsin painting: interest in the activities of the ordinary workman, the handsome earth colors, and the dignity of labor.”⁴ In addition to the mural at the Chilton Post Office, Thwaites received the commissions for works at the Plymouth, Wisconsin, Windom, Minnesota, and Greenville, Michigan, post offices.

Charles Winstanley Thwaites was a native of Milwaukee. He was born in 1904 and died in 1959. He attended the University of Wisconsin and the Layton School of Art in Milwaukee. His paintings were primarily in oil and gauche of still lifes and landscapes. His works are held by institutions throughout Wisconsin and were exhibited at major museums throughout the country.

Conclusion

The Chilton Post Office retains a high degree of architectural integrity, providing an historical setting for the mural “Threshing Barley” by Charles Thwaites. The mural was widely praised by its sponsors and continues to illustrate books on the Treasury Department mural program. It is representative of some of the better work commissioned by the Treasury Department’s Section of Fine Arts; the mural represents a locally significant subject in a work of high artistic merit.

³ Virginia Mecklenburg, The Public as Patron: A History of the Treasury Department Mural Program (College Park, MD: University of Maryland, 1979), 111.

⁴ Exhibition of Mural Designs for Federal Buildings (Ottawa: National Gallery of Canada, 1940), 23.

**United States Department of the Interior
National Park Service**

**National Register of Historic Places
Continuation Sheet**

Section 9 & 10

Page 4

Chilton Post Office, Calumet County, Wisconsin

9. Major Bibliographic References

The following sources were consulted in addition to those included in the multiple property nomination form for post offices built in Wisconsin between 1913 and 1943:

Chilton Post Office. Building cornerstone.

Exhibition of Mural Designs for Federal Buildings. Ottawa: National Gallery of Canada, 1940.

Mecklenburg, Virginia. The Public As Patron: A History of the Treasury Department Mural Program. College Park, MD: University of Maryland, 1979.

Park, Marlene and Gerald Markowitz. Democratic Vistas: Post Offices and Public Art in the New Deal. Philadelphia: Temple University Press, 1984.

Woodson, Leigh Yankey. Wisconsin's New Deal Art. Museum, 1980.

10. Geographical Data

Verbal Boundary Description

The boundary corresponds to the following legal description: Original plat. East 161 feet of lot 11 and the east 14 feet of the north 120 feet of the west 34 feet of lot 11 and all of lots 12 and 13, Block 3.

Boundary Justification

This boundary encompasses the Chilton Post Office, parking lot, and surrounding yard. This is the limit of the original property holding.

Wisconsin Word Processing Format (Approved 1/92)

**United States Department of the Interior
National Park Service**

**National Register of Historic Places
Continuation Sheet**

Section photos Page 5

Chilton Post Office, Calumet County, Wisconsin

Photos

The following information is the same for all of the photographs:

Chilton Post Office
Chilton, Calumet County, Wisconsin
Photographed by Joseph Jurkiewicz, 1993.
Negatives at the State historical Society of Wisconsin

1. Interior view of lobby.
2. Interior detail, mural "Threshing Barley."
3. Exterior detail sculpted eagle.
4. Exterior detail, cornerstone.
5. Rear elevation, facing northwest.
6. Side elevation, facing northeast.
7. Front elevation, facing southeast.

UNITED STATES DEPARTMENT OF THE INTERIOR
NATIONAL PARK SERVICE

NATIONAL REGISTER OF HISTORIC PLACES
EVALUATION/RETURN SHEET

REQUESTED ACTION: NOMINATION

PROPERTY Chilton Post Office
NAME:

MULTIPLE United States Post Office Construction in Wisconsin MPS
NAME:

STATE & COUNTY: WISCONSIN, Calumet

DATE RECEIVED: 9/22/00 DATE OF PENDING LIST: 10/06/00
DATE OF 16TH DAY: 10/22/00 DATE OF 45TH DAY: 11/06/00
DATE OF WEEKLY LIST:

REFERENCE NUMBER: 00001249

REASONS FOR REVIEW:

APPEAL: N DATA PROBLEM: N LANDSCAPE: N LESS THAN 50 YEARS: N
OTHER: N PDIL: N PERIOD: N PROGRAM UNAPPROVED: N
REQUEST: N SAMPLE: N SLR DRAFT: N NATIONAL: N

COMMENT WAIVER: N

ACCEPT RETURN REJECT 10/24/00 DATE

ABSTRACT/SUMMARY COMMENTS:

Entered in the
National Register

RECOM./CRITERIA _____

REVIEWER _____ DISCIPLINE _____

TELEPHONE _____ DATE _____

DOCUMENTATION see attached comments Y/N see attached SLR Y/N




POSTMASTER

Chilton Post office

Chilton WI

Calumet County

1/7



POSTMASTER

102

*The Postal Customer's
Bill of Rights*

Fast, clear, bright
service at our post offices.

Our government, its only customer,
respects your privacy.

Postal officials help with your
postal needs and inquiries.

We act if you file a problem
in the first place.

We will always respect you.

HAVE A
PROBLEM?

CALL US

Chilton Post office

Chilton WI

Calumet County

2/7



Chilton Post office

Chilton WI

Calumet County

3/7

HENRY MORGENTHAU JR

SECRETARY OF THE TREASURY

JAMES A FARLEY

POSTMASTER GENERAL

LOUIS A SIMON

SUPERVISING ARCHITECT

NEAL A MELICK

STRUCTURAL ENGINEER

Chilton Post Office

Chilton WI

Calumet County

4/7



Chilton Post office

Chilton WI

Calumet County

5/7



Chilton Post office

Chilton WI

Calumet County

6/7

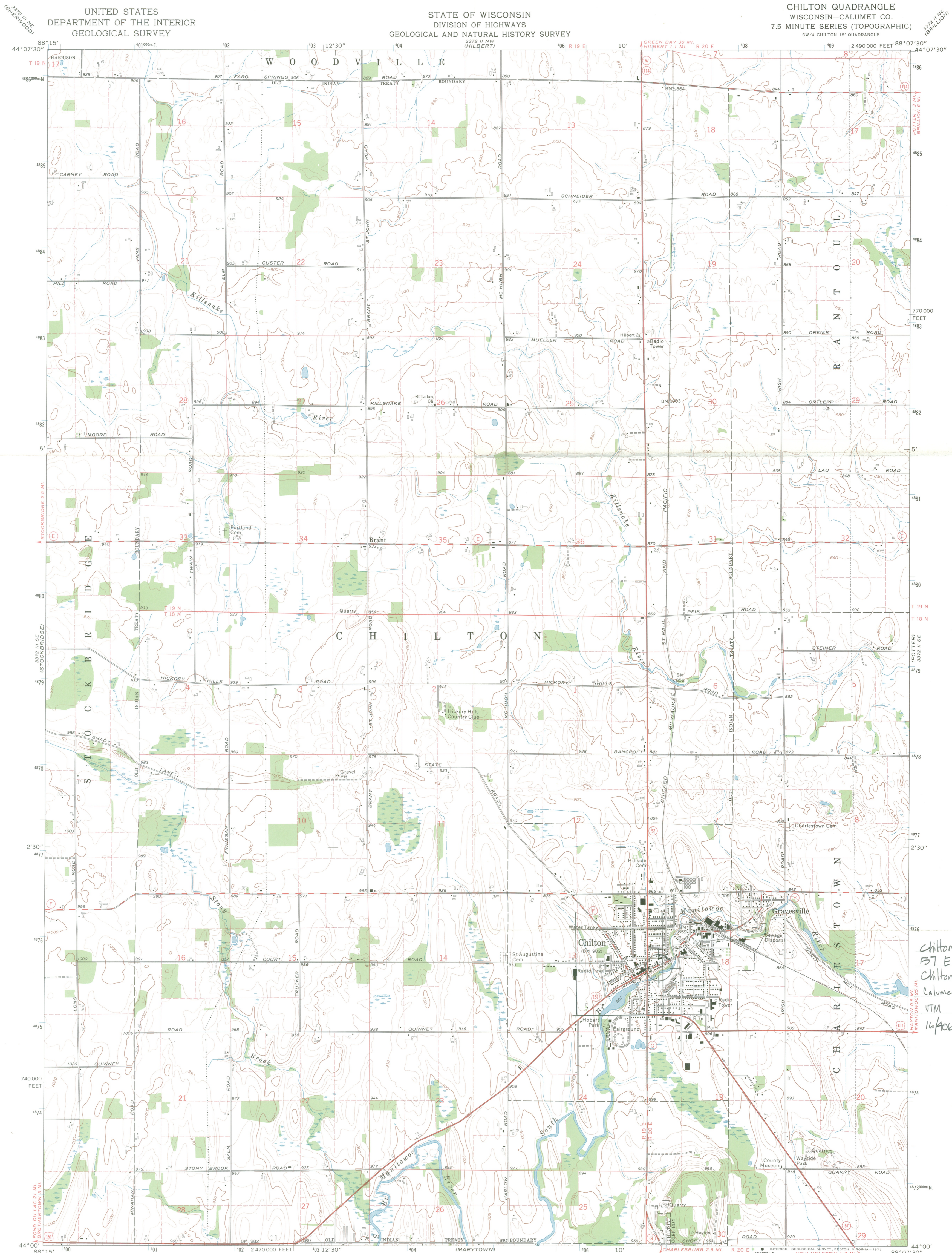


Chilton Post office

Chilton WI

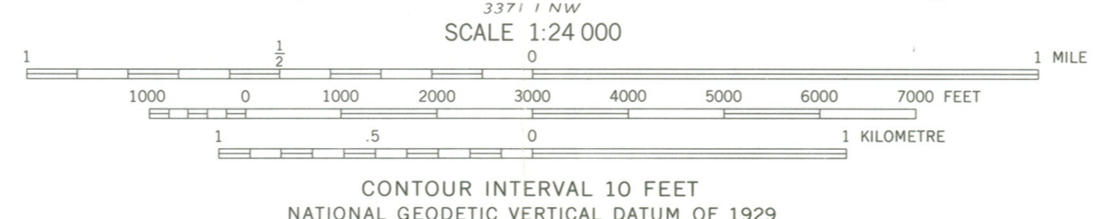
Calumet County

7/7



Chilton Post Office
57 E Main street
Chilton, WI 53014
Calumet County
UTM Reference:
16K06940 12T5540

Mapped, edited, and published by the Geological Survey in cooperation with the Wisconsin Division of Highways and Wisconsin Geological and Natural History Survey. Control by USGS and NOS/NOAA. Topography by photogrammetric methods from aerial photographs taken 1973. Field checked 1974. Projection and 10,000-foot grid ticks: Wisconsin coordinate system, south zone (Lambert conformal conic). 1000-metre Universal Transverse Mercator grid ticks, zone 16, shown in blue. 1927 North American datum. Where omitted, land lines have not been established. Fine red dashed lines indicate selected fence and field lines where generally visible on aerial photographs. This information is unchecked.




ROAD CLASSIFICATION
Primary highway, hard surface
Secondary highway, hard surface
Unimproved road
Light-duty road, hard or improved surface
Interstate Route
U. S. Route
State Route



CHILTON, WIS.
SW 1/4 CHILTON 15' QUADRANGLE
N4400-W8807.5/7.5
1974

MILWAUKEE MAP SERVICE, INC.
959 N. Mayfair Road
Milwaukee, WI 53226
Phone: (414) 774-1300
STORE HOURS:
Mon.-Fri. 8-5, Sat. 9-4



October 11, 2000

Ms. Alexis Abernathy
National Register of Historic Places
National Park Service
1849 C St., NW nc400
Washington, DC 20240

Dear Ms. Abernathy:

Recently, I submitted a thematic nomination for the Wisconsin post offices as listed on the attachment to this letter. I signed the cover nomination but inadvertently did not sign each individual facility nomination.

Please be advised that I am in agreement with the proposed listing of each of the individual post offices.

Kindly call me if you have any question.

Sincerely,

John S. Sorenson
Federal Preservation Officer

Attachment

United States Post Office Construction in Wisconsin MPS

**Chilton Post Office
Calumet County**

**Neillsville Post Office
Clark County**

**Columbus Post Office
Columbia County**

**Prairie du Chien Post Office
Crawford County**

**Sturgeon Bay Post Office
Door County**

**Waupun Post Office
Fond du Lac County**

**Lancaster Post Office
Grant County**

**Berlin Post Office
Green Lake County**

**Kewaunee Post Office
Kewaunee County**

**Antigo Post Office
Langlade County**

**Merrill Post Office
Lincoln County**

**Two Rivers Post Office
Manitowoc County**

**South Milwaukee Post Office
Milwaukee County**

**Park Falls Post Office
Price County**

Edgerton Post Office

Rock County

Reedsburg Post Office
Sauk County

Shawano Post Office
Shawano County

Plymouth Post Office
Sheboygan County

Sheboygan Post Office
Sheboygan County

Medford Post Office
Taylor County

West Bend Post Office
Washington County

Elkhorn Post Office
Walworth County

Delavan Post Office
Walworth County

Whitewater Post Office
Walworth County

Waupaca Post Office
Waupaca County

Clintonville Post Office
Waupaca County

Marshfield Post Office
Wood County