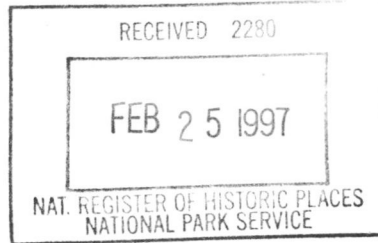


United States Department of the Interior  
National Park Service



National Register of Historic Places  
Registration Form

This form is for use in nominating or requesting determinations for individual properties and districts. See instructions in *How to Complete the National Register of Historic Places Registration Form* (National Register Bulletin 16A). Complete each item by marking "x" in the appropriate box or by entering the information requested. If an item does not apply to the property being documented, enter "N/A" for "not applicable." For functions, architectural classification, materials, and areas of significance, enter only categories and subcategories from the instructions. Place additional entries and narrative items on continuation sheets (NPS Form 10-900a). Use a typewriter, word processor, or computer, to complete all items.

1. Name of Property

historic name Shohola Glen Hotel

other names/site number Rohman's Inn / S-S9

2. Location

street & number 100 Rohman Road N/A not for publication

city or town Shohola Twp N/A vicinity

state Pennsylvania code PA county Pike code 103 zip code 18458

3. State/Federal Agency Certification

As the designated authority under the National Historic Preservation Act, as amended, I hereby certify that this  nomination  request for determination of eligibility meets the documentation standards for registering properties in the National Register of Historic Places and meets the procedural and professional requirements set forth in 36 CFR Part 60. In my opinion, the property  meets  does not meet the National Register criteria. I recommend that this property be considered significant  nationally  statewide  locally. ( See continuation sheet for additional comments.)

Brent Glass Brent Glass, Exec. Dir. 2/18/97  
Signature of certifying official/Title Date

PA Historical and Museum Commission  
State of Federal agency and bureau

In my opinion, the property  meets  does not meet the National Register criteria. ( See continuation sheet for additional comments.)

\_\_\_\_\_  
Signature of commenting official/Title Date

\_\_\_\_\_  
State or Federal agency and bureau

4. National Park Service Certification

I hereby certify that the property is:

- entered in the National Register.  See continuation sheet.
- determined eligible for the National Register  See continuation sheet.
- determined not eligible for the National Register.
- removed from the National Register.
- other, (explain:)

Eason H Beall Signature of the Keeper Date of Action 3/28/97

Shohola Glen Hotel  
Name of Property

Pike County, Pennsylvania  
County and State

**5. Classification**

**Ownership of Property**

(Check as many boxes as apply)

- private
- public-local
- public-State
- public-Federal

**Category of Property**

(Check only one box)

- building(s)
- district
- site
- structure
- object

**Number of Resources within Property**

(Do not include previously listed resources in the count.)

Contributing	Noncontributing	
1		buildings
		sites
	1	structures
		objects
1	1	Total

**Name of related multiple property listing**

(Enter "N/A" if property is not part of a multiple property listing.)

Historic & Architectural Resources of the  
Upper Delaware Valley, NY and PA

**Number of contributing resources previously listed  
in the National Register**

0

**6. Function or Use**

**Historic Functions**

(Enter categories from instructions)

Domestic / Hotel  
\_\_\_\_\_  
\_\_\_\_\_  
\_\_\_\_\_  
\_\_\_\_\_  
\_\_\_\_\_  
\_\_\_\_\_

**Current Functions**

(Enter categories from instructions)

Domestic / Hotel  
\_\_\_\_\_  
\_\_\_\_\_  
\_\_\_\_\_  
\_\_\_\_\_  
\_\_\_\_\_  
\_\_\_\_\_

**7. Description**

**Architectural Classification**

(Enter categories from instructions)

Late 19th / Early 20th Century  
other: Gothic Revival, Greek Revival  
\_\_\_\_\_

**Materials**

(Enter categories from instructions)

foundation stone  
walls wood  
roof fiberglass shingle  
other \_\_\_\_\_

**Narrative Description**

(Describe the historic and current condition of the property on one or more continuation sheets.)

SEE CONTINUATION SHEET

United States Department of the Interior  
National Park Service

RECEIVED

JAN 14 1997

# National Register of Historic Places Continuation Sheet

HISTORIC  
PRESERVATION  
Shohola Glen Hotel, Pike County, PA

Section number 7 Page 1

---

## Narrative Statement of Description

Built in 1875, the Shohola Glen Hotel is a large, wood frame, two-and-one-half story, banked ell-shaped building, with seven bays across the front. It is located on a village street facing the railroad track and the Delaware River. Although suffering some interior damage during a fire in 1941, it retains enough interior and exterior architectural integrity to be clearly identified with its original design and use. Nearby, there are two nineteenth century stores, adapted for residential use, and several early twentieth century residences. A small, non-contributing structure (pump shed) is at the rear of the hotel.

The street level saloon doors open directly onto Rohman Road. Across the street is the still active track of the Conrail line, with an undeveloped, overgrown area between the railroad and the bank of the Delaware River beyond. Gardner's Store, a partially denatured nineteenth century Greek Revival commercial building, is located immediately to the northwest. A small, early twentieth century, one-story building, currently used as an office, is immediately to the southeast. Higbee's Store, a two-story Greek Revival building, with a high level of architectural integrity, is further along to the south. Back yards of neighboring buildings abut the rear of the property. The village includes a mixture of residential and commercial buildings, many dating from the early twentieth century, none exceeding the mass and height of the hotel.

The main block of the hotel is a two-and-one-half story banked building, with a cross gabled roof and a porch stretching the length of the front (northeast) facade. It is seven bays wide and three bays deep. Entrances include symmetrically positioned doors leading from the street to the saloon, a formal entrance from the porch to the main floors, and several less prominent doors leading to the sides and rear. The formal front porch entrance shows strong Greek Revival influence, with side lights and transom. Windows are two-over-two, double hung, symmetrically arranged. Stone steps on each side of the hotel lead from Rohman Road to the ends of the full length porch. The porch's gently sloping roof is supported by unornamented posts and enhanced by a millwork balustrade.

The rear extension of the building forms a two-story, two-bay by eight-bay ell, most of which appears to be original. It was extended in the 1940s by attachment of a one-and-one-half story addition.

United States Department of the Interior  
National Park ServiceNational Register of Historic Places  
Continuation Sheet

Shohola Glen Hotel, Pike County, PA

RECEIVED  
JAN 11 1997  
HISTORIC  
PRESERVATIONSection number 7 Page 2

The street level (basement) saloon is a remarkably well preserved room, with pressed metal ceiling, paneled doors, chair rail moldings, wainscoting, and a dark, varnished wooden floor; notable features of the elaborate 50' wooden bar (manufactured by the Brunswick company) include pilaster and molding decorations, pull-down railroad engineers' stools, and a metal foot rail. The bar and general appearance of the saloon date to the period immediately following Art Rohman's purchase of the hotel (c.1909-1920). The first floor of the building (ground level at the rear, overlooking the street at the front) is ell-shaped, with a short center hallway in the front section separating a diningroom on the south side from the kitchen and another diningroom on the north side. Beyond a hall/stairway area, the ell extending to the rear of this floor functions as a bowling alley. These areas have lost much of their architectural integrity, with the addition, in the 1940s, of the four-lane bowling alley, and installation, shortly thereafter, of dropped ceilings in the dining rooms. Much of the second floor, however, has had little alteration. Guest bedrooms and bathrooms, ranging in size from 16' X 10' to 7' X 9', line both sides of hallways the entire width of the front section and the length of the rear extension. They retain their late nineteenth/early twentieth century function and character, with painted wooden doors, wainscoting, and unusual marbled baseboard moldings in the hallways.

The original hotel on this site burned to the ground in 1873, with the present building being constructed and opened for business in 1875. John Fletcher Kilgour, the hotel's second owner, is said to have "improved" the building in 1885, when he assumed ownership. However, there are no records as to what changes were made at that time. Arthur Rohman, who owned the hotel from 1909 until 1973, put in the elaborate bar in the saloon soon after he assumed ownership, and gradually installed modern utilities over a period of the next 40 years. Following a 1941 fire that resulted in some interior damage, he removed the cupola which had decorated the roof peak, covered the clapboards with asbestos siding, and extended the rear section in order to install a bowling alley. At an undocumented point after that (c.1950s), dropped ceilings were installed in the public rooms on the first floor.

Although Rohman and the current owner have modernized the food service and entertainment areas, the overall appearance of the building remains unchanged. The roof line, porch, fenestration, feel for the original design, and the original function remain intact. The one non-contributing structure on the property is a

United States Department of the Interior  
National Park Service

JAN 1 1997

**National Register of Historic Places**  
**Continuation Sheet**

Shohola Glen Hotel, Pike County, PA

Section number 7 Page 3

---

4'X 4' gable roofed, plywood shed, located in the parking area at the rear of the hotel. Constructed in the 1950s, it serves solely as a cover for the pump which services the hotel's water supply.

**8. Statement of Significance**

**Applicable National Register Criteria**

(Mark "x" in one or more boxes for the criteria qualifying the property for National Register listing.)

- A** Property is associated with events that have made a significant contribution to the broad patterns of our history.
- B** Property is associated with the lives of persons significant in our past.
- C** Property embodies the distinctive characteristics of a type, period, or method of construction or represents the work of a master, or possesses high artistic values, or represents a significant and distinguishable entity whose components lack individual distinction.
- D** Property has yielded, or is likely to yield, information important in prehistory or history.

**Criteria Considerations**

(Mark "x" in all the boxes that apply.)

Property is:

- A** owned by a religious institution or used for religious purposes.
- B** removed from its original location.
- C** a birthplace or grave.
- D** a cemetery.
- E** a reconstructed building, object, or structure.
- F** a commemorative property.
- G** less than 50 years of age or achieved significance within the past 50 years.

**Areas of Significance**

(Enter categories from instructions)

commerce

**Period of Significance**

1875 - 1945

**Significant Dates**

1875

**Significant Person**

(Complete if Criterion B is marked above)

N / A

**Cultural Affiliation**

N / A

**Architect/Builder**

unknown

**Narrative Statement of Significance**

(Explain the significance of the property on one or more continuation sheets.)

**9. Major Bibliographical References**

**Bibliography**

(Cite the books, articles, and other sources used in preparing this form on one or more continuation sheets.)

**Previous documentation on file (NPS):**

- preliminary determination of individual listing (36 CFR 67) has been requested
- previously listed in the National Register
- previously determined eligible by the National Register
- designated a National Historic Landmark
- recorded by Historic American Buildings Survey # \_\_\_\_\_
- recorded by Historic American Engineering Record # \_\_\_\_\_

**Primary location of additional data:**

- State Historic Preservation Office
- Other State agency
- Federal agency
- Local government
- University
- Other

Name of repository: Historian's Office, National Park Service, Milanville PA

United States Department of the Interior  
National Park Service

JAN 1 1997

PHOTO  
PRESERVATION

# National Register of Historic Places Continuation Sheet

Shohola Glen Hotel, Pike Co., PA

Section number 8 Page 1

---

## Narrative Statement of Significance

The Shohola Glen Hotel satisfies registration requirements for the Industrial Properties property type. Associated with the Erie Railroad and with the tourism industry, it retains overall architectural integrity. The property satisfies Criterion A, in the area of commerce, for its significant role in local tourism history. Built to serve a clientele brought to the area by the Erie Railroad, it is associated with Context 2: Upper Delaware Transportation, 1614-1942, and Context 3: Upper Delaware Industry, 1614-1942.

Arrival of the Erie Railroad in the river valley, in the mid-nineteenth century, directly resulted in development of Upper Delaware tourism, an industry which would quickly grow into a major commercial force in the region. Throughout the valley, small communities grew up around the railroad stations, with hundreds of area boarding houses and hotels offering fresh air and relief from the crowded city life at the eastern terminus of the railroad.

The Shohola Glen Hotel (or Rohman's Inn, as it is now known) is one of the few railroad/tourism hotels of the era remaining in operation in the river valley. During the decades surrounding the turn of the twentieth century, every major community along the Erie line boasted several hotels. Now only Hankins House in Hankins, the Western in Callicoon, the Narrowsburg Inn in Narrowsburg, and the Shohola Glen (Rohman's) in Shohola retain their original function; none of the others are as large as, or retain greater architectural integrity than, the Shohola Glen. A few others (Bleck's in Equinunk, the Delaware House in Callicoon, and the Arlington in Narrowsburg) have been adaptively reused. The rest have been destroyed by fire, neglect, or remodeling beyond recognition.

Shohola Glen, known as the "Queen of Summer Resorts," owed its prosperity to the one-dollar excursion train tickets that brought over 100,000 visitors a year from the New York metropolitan area to the scenic valley at the edge of the tiny village of Shohola. Chauncy Thomas, who owned both Shohola Glen and the Shohola Glen Hotel, opened the Glen to visitors in 1881, rebuilding his hotel (1875) opposite the Shohola Railroad Station. The hotel building, which replaced an earlier hotel that had been destroyed by fire in 1873, was vernacular in appearance, with Greek Revival influence shown in the formal front entrance. John Fletcher Kilgour, the quarrying magnate who bought both the hotel and the Glen following Thomas's death in 1882, developed the Glen, and further exploited

United States Department of the Interior  
National Park Service

National Register of Historic Places  
Continuation Sheet

Shohola Glen Hotel, Pike Co., PA

Section number 8 Page 2

---

the railroad connection with construction of a short switchback gravity railroad, which transported visitors from the Erie Station to Shohola Glen.

In 1907, the Erie discontinued sale of excursion tickets from the New York area to the Glen. This resulted in closure of the Glen as a tourist attraction. However, the railroad still brought passengers to the valley and to Shohola's station, directly across the street from the Shohola Glen Hotel. The hotel's importance continued under Kilgour's successor, Art Rohman, who changed the name to Rohman's, and welcomed such celebrity guests as Babe Ruth, Gloria Swanson, Mary Pickford, Charles Lindbergh, Jean Harlow, and Betty Davis.

Evidence of the changing Upper Delaware Valley tourism industry can be seen in successive owners' building renovations. As railroad passenger service faded in frequency and importance, being totally eliminated in the 1960s, overnight accommodations were in less demand, and little attention was paid to modernizing of bedroom areas of the building. By the 1940s and 1950s, the railroad was out and the automobile was in. Tourists were no longer interested in "old fashioned" boarding houses and hotels, but they were looking for places to eat and drink and be entertained. Art Rohman responded by emphasizing the attractions of his saloon, adding a bowling alley, and renovating the kitchen and diningrooms.

Today, the Shohola Glen is all that remains of the busiest tourist destination that ever operated in the Upper Delaware Valley. The Glen, once it was abandoned as a tourist attraction, was taken over by a lumbering operation with no interest in its tourism amenities; only archeological remnants are now left where the carousel, gravity railroad, band platform, and walkways once stood. Although the railroad still runs through the valley, Shohola's station is gone. Of the 25+ boarding houses and hotels which served visitors to the Glen in 1906, only the Shohola Glen Hotel remains in operation.

United States Department of the Interior  
National Park Service

National Register of Historic Places  
Continuation Sheet

Shohola Glen Hotel, Pike Co., PA

Section number 9 Page 1

---

Major Bibliographic References

- Beers, F. W. Topographical Map of Pike County, Pennsylvania.  
New York: F. W. Beers and Company, 1872.
- Fluhr, George J. A. Shohola Glen. Shohola: Edward S. Jarosz,  
1970.
- Fluhr, George J. A. Shohola, 1600-1970. Shohola: Edward S.  
Jarosz, 1970.
- Lehde, Norman B. A History of Pike County. Milford: Pike County,  
1989.
- Mathews, Alfred. History of Wayne, Pike and Monroe Counties,  
Pennsylvania. Philadelphia: R. T. Peck, 1886.
- State University of New York at Binghamton. Cultural Resources  
Survey of the Upper Delaware National Scenic and Recreational  
River. Philadelphia: National Park Service, 1983.
- Wallace, R. H. Rural Summer Homes. New York: Erie Railroad,  
1906.

Shohola Glen Hotel  
Name of Property

Pike County, Pennsylvania  
County and State

**10. Geographical Data**

**Acreage of Property** less than 1 acre

**UTM References**

(Place additional UTM references on a continuation sheet.)

1	1 8	5 07 0 80	45 91 2 40
	Zone	Easting	Northing
2			

3			
	Zone	Easting	Northing
4			

See continuation sheet

**Verbal Boundary Description**

(Describe the boundaries of the property on a continuation sheet.)

**Boundary Justification**

(Explain why the boundaries were selected on a continuation sheet.)

**11. Form Prepared By**

name/title Mary Curtis, Historian

organization National Park Service date October 23, 1996

street & number RR #2, Box 2428 telephone 717-729-7842

city or town BeachLake state PA zip code 18405-9737

**Additional Documentation**

Submit the following items with the completed form:

**Continuation Sheets**

**Maps**

A **USGS map** (7.5 or 15 minute series) indicating the property's location.

A **Sketch map** for historic districts and properties having large acreage or numerous resources.

**Photographs**

Representative **black and white photographs** of the property.

**Additional items**

(Check with the SHPO or FPO for any additional items)

**Property Owner**

(Complete this item at the request of SHPO or FPO.)

name Denis J. Farrell

street & number 100 Rohman Road telephone 717-559-7479

city or town Shohola state PA zip code 18458

**Paperwork Reduction Act Statement:** This information is being collected for applications to the National Register of Historic Places to nominate properties for listing or determine eligibility for listing, to list properties, and to amend existing listings. Response to this request is required to obtain a benefit in accordance with the National Historic Preservation Act, as amended (16 U.S.C. 470 *et seq.*).

**Estimated Burden Statement:** Public reporting burden for this form is estimated to average 18.1 hours per response including time for reviewing instructions, gathering and maintaining data, and completing and reviewing the form. Direct comments regarding this burden estimate or any aspect of this form to the Chief, Administrative Services Division, National Park Service, P.O. Box 37127, Washington, DC 20013-7127; and the Office of Management and Budget, Paperwork Reductions Projects (1024-0018), Washington, DC 20503.

**United States Department of the Interior  
National Park Service**

**National Register of Historic Places  
Continuation Sheet**

Shohola Glen Hotel, Pike Co., PA

Section number 10 Page 1

---

**Verbal Boundary Description**

The boundaries of this site follow the property lines of lot #22, tax map #21.3, Shohola Township, Pike County, Pennsylvania.

**Boundary Justification**

This boundary includes all buildings and features directly related to the Shohola Glen Hotel. It follows the historic property line, bounded by Rohman Road (Township Road 460) on the north, and private properties to the west, south, and east.

UNITED STATES DEPARTMENT OF THE INTERIOR  
NATIONAL PARK SERVICE

NATIONAL REGISTER OF HISTORIC PLACES  
EVALUATION/RETURN SHEET

REQUESTED ACTION: NOMINATION

PROPERTY NAME: Shohola Glen Hotel

MULTIPLE NAME: Upper Delaware Valley, New York and Pennsylvania MPS

STATE & COUNTY: PENNSYLVANIA, Pike

DATE RECEIVED: 2/25/97      DATE OF PENDING LIST: 3/11/97  
DATE OF 16TH DAY: 3/27/97      DATE OF 45TH DAY: 4/11/97  
DATE OF WEEKLY LIST:

REFERENCE NUMBER: 97000288

NOMINATOR: STATE

REASONS FOR REVIEW:

APPEAL: N    DATA PROBLEM: N    LANDSCAPE: N    LESS THAN 50 YEARS: N  
OTHER: N    PDIL: N    PERIOD: N    PROGRAM UNAPPROVED: N  
REQUEST: N    SAMPLE: N    SLR DRAFT: N    NATIONAL: N

COMMENT WAIVER: N

ACCEPT     RETURN     REJECT    3/28/97 DATE

ABSTRACT/SUMMARY COMMENTS:

RECOM./CRITERIA \_\_\_\_\_

REVIEWER \_\_\_\_\_ DISCIPLINE \_\_\_\_\_

TELEPHONE \_\_\_\_\_ DATE \_\_\_\_\_

DOCUMENTATION see attached comments Y/N see attached SLR Y/N



Shohola Glen Hotel

Shohola, Pike Co., PA

photographer: Mary Curtis

8/94

neg. location: Resource Mgt. Office

NPS

Milanville PA

front of building

camera direction: south

photo #1



Shohola Glen Hotel

Shohola, Pike Co., PA

photographer: Mary Curtis

8/94

neg. location: Resource Mgt. Office

NPS

Milanville PA

bar interior

camera direction: south

photo #2

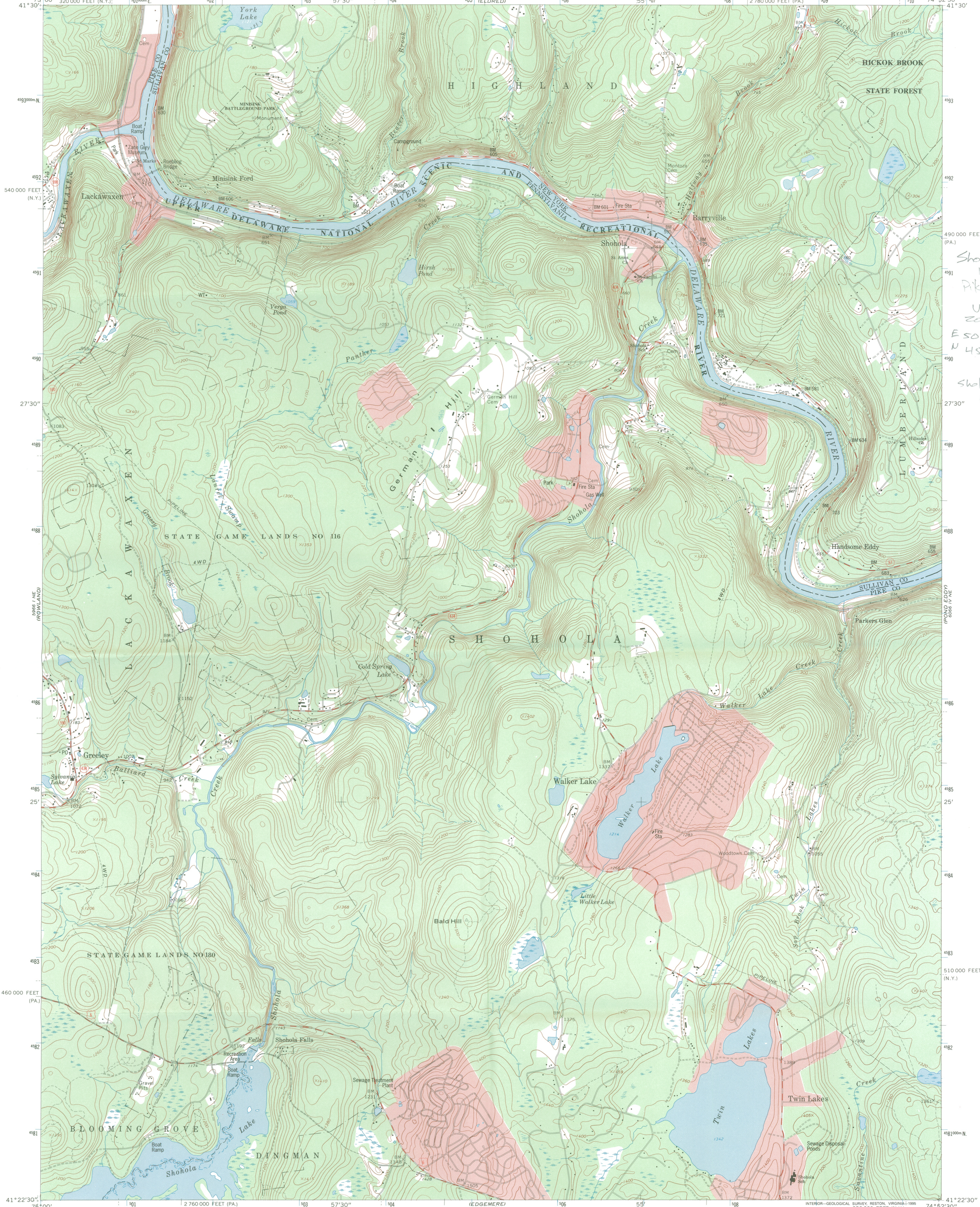


Shohola Glen Hotel  
Shohola, Pike Co, PA  
photographer: Mary Curtis  
8/94

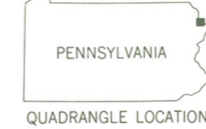
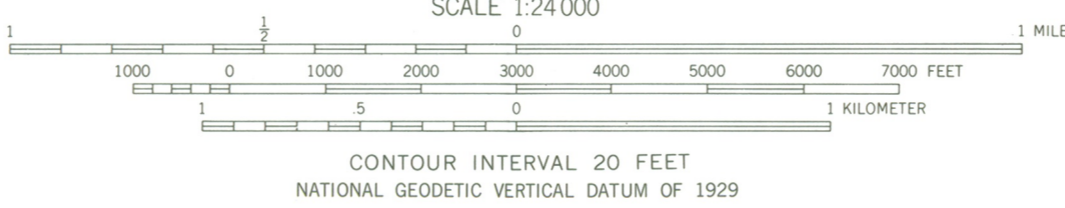
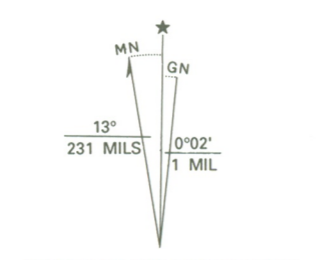
neg. location: Resource Mgt Office  
NPS  
Milanville PA

rear of building

camera direction: east  
photo #3



Produced by the United States Geological Survey  
 Compiled by photogrammetric methods from imagery dated 1963  
 Field checked 1965. Revised from imagery dated 1992  
 and other sources. Field checked 1994. Map edited 1995  
 North American Datum of 1927 (NAD 27)  
 Projection: Pennsylvania coordinate system, north zone  
 (Lambert conformal conic)  
 10 000-foot ticks: Pennsylvania coordinate system, north zone and  
 New York coordinate system, east zone  
 Blue 1000-meter Universal Transverse Mercator ticks, zone 18  
 North American Datum of 1983 (NAD 83) is shown by dashed  
 corner ticks. The values of the shift between NAD 27 and NAD 83  
 for 7.5-minute intersections are obtainable from National Geodetic  
 Survey NADCON software  
 There may be private inholdings within the boundaries of  
 the National or State reservations shown on this map



ROAD CLASSIFICATION

Primary highway, hard surface	Light-duty road, hard or improved surface
Secondary highway, hard surface	Unimproved road
Interstate Route	U. S. Route
	State Route

THIS MAP COMPLIES WITH NATIONAL MAP ACCURACY STANDARDS  
 FOR SALE BY U.S. GEOLOGICAL SURVEY  
 DENVER, COLORADO 80225, OR RESTON, VIRGINIA 22092  
 A FOLDER DESCRIBING TOPOGRAPHIC MAPS AND SYMBOLS IS AVAILABLE ON REQUEST

SHOHOLA, PA-NY  
 41074-D8-TF-024  
 1994  
 DMA 6066 IV NW-SERIES 9831

