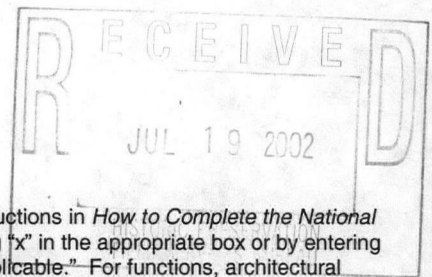



United States Department of the Interior
National Park Service

National Register of Historic Places Registration Form



This form is for use in nominating or requesting determinations for individual properties and districts. See instructions in *How to Complete the National Register of Historic Places Registration Form* (National Register Bulletin 16A). Complete each item by marking "x" in the appropriate box or by entering the information requested. If an item does not apply to the property being documented, enter "N/A" for "not applicable." For functions, architectural classification, materials, and areas of significance, enter only categories and subcategories from the instructions. Place additional entries and narrative items on continuation sheets (NPS Form 10-900a). Use a typewriter, word processor, or computer to complete all items.

1. Name of Property

historic name New Suffolk School

other names/site number _____

2. Location

street & number Fifth Street at King Street, N/E Corner [] not for publication

city or town New Suffolk [] vicinity

state New York code NY county Suffolk code 103 zip code 11956

3. State/Federal Agency Certification

As the designated authority under the National Historic Preservation Act, as amended, I hereby certify that this [X] nomination [] request for determination of eligibility meets the documentation standards for registering properties in the National Register of Historic Places and meets the procedural and professional requirements as set forth in 36 CFR Part 60. In my opinion, the property [X] meets [] does not meet the National Register criteria. I recommend that this property be considered significant [] nationally [] statewide [X] locally. ([] see continuation sheet for additional comments.)

[Signature]
Signature of certifying official

SAPPO
Title

7/16/02
Date

New York State Office of Parks, Recreation & Historic Preservation

State or Federal agency and bureau

In my opinion, the property [] meets [] does not meet the National Register criteria. ([] see continuation sheet for additional comments.)

Signature of certifying official/Title

Date

State or Federal agency and bureau

4. National Park Service Certification

I hereby certify that the property is:

- entered in the National Register [] see continuation sheet
- determined eligible for the National Register [] see continuation sheet
- determined not eligible for the National Register

removed from the National Register

other (explain) _____

Signature of the Keeper

[Signature]

date of action

9/12/02

New Suffolk School

Suffolk County, New York

Name of Property

County and State

5. Classification

Ownership of Property

(check as many boxes as apply)

- private
- public-local
- public-State
- public-Federal

Category of Property

(Check only one box)

- building(s)
- district
- site
- structure
- object

Number of Resources within Property

(Do not include previously listed resources in the count)

Contributing	Non-contributing	
1	0	buildings
_____	_____	sites
_____	_____	structures
_____	_____	objects
_____	_____	TOTAL

Name of related multiple property listing

(Enter "N/A" if property is not part of a multiple property listing)

N/A

Number of contributing resources previously listed in the National Register

0

6. Function or Use

Historic Functions

(enter categories from instructions)

EDUCATION: school

Current Functions

(Enter categories from instructions)

EDUCATION: school

7. Description

Architectural Classification

(Enter categories from instructions)

Colonial Revival

Queen Anne

Materials

(Enter categories from instructions)

foundation Brick

walls Aluminum

roof Asphalt

other

Narrative Description

(Describe the historic and current condition of the property on one or more continuation sheets)

**United States Department of the Interior
National Park Service**

**National Register of Historic Places
Continuation Sheet**

New Suffolk School

Name of Property

Suffolk County, New York

Section 7 Page 1

The New Suffolk School is a one-story, hip-roofed schoolhouse on a raised brick basement constructed in 1907 in the hamlet of New Suffolk. New Suffolk is located on the north shore of Peconic Bay, the sheltered waters between the north and south forks of Long Island's east end. The school is set on a slight rise at the northeast corner of Fifth Street and King Street. Originally a two-room schoolhouse, a third classroom was added to the rear (east) in 1923 to create the present "T"-shaped plan. The symmetrical west façade features a two-story central tower and banks of double-hung windows lighting the nearly square north and south classrooms. Banks of windows on the north and south elevations provide additional light to these original classrooms. The 1923 addition on the east contains a single classroom with a bank of four windows on the east and a secondary entrance on the south at the angle of the "T" plan. The interior is highly intact and features original blackboards, pressed metal ceilings, molded window surrounds and beaded board wainscoting. A portion of the attic and second level of the tower have beaded board walls and ceilings and have been used for text book storage. The form of the school is largely dictated by its function and by standards promoted by the New York State Department of Education in the early 20th century and defies stylist classification. Stylistic references are applied to this form and exhibit characteristics of several styles popular in the late-19th and early-20th centuries including the compound massing, complex roof form and "eyebrow" windows of the Queen Anne and Shingle styles and the Tuscan porch columns and oval windows common to the Colonial Revival style. The building has been altered by the application of aluminum siding over the original shingle cladding but otherwise retains a high degree of integrity of design, interior spaces and materials, setting and association.

Constrained by state-mandated requirements governing the construction of schools in 1907, the architect of the New Suffolk School, Edgar Tuthill, clothed the required classroom, circulation and administration spaces in a stylish, wood-shingled shell presenting an eclectic blend of the popular architectural styles. Originally rectangular in plan, the addition of a third classroom on the east resulted in a "T"-shaped plan while continuing the original architectural vocabulary.

The New Suffolk School is a one-story structure with a hipped roof with broad, projecting eaves. The primary (west) façade is symmetrical and features an engaged, two-story central tower. A flight of stairs, necessitated by the raised basement, leads to a framed opening in the tower, beyond which are closely spaced entry doors, originally separate "girls" and "boys" entrances. The open vestibule at the top of the entry stairs incorporates oval openings with lattice grills on the north and south to provide cross ventilation. The square section tower continues above the eave line and is capped by a steep pyramidal roof pierced on all faces by gabled ventilators open to the belfry. The tower has a simple architrave and projecting, closed eaves; a molded course wraps the tower at the eave line, continuing the architrave of the main, hipped roof. Paired, double-hung windows on the tower's second story west façade have paired, diamond-paned upper sash over large single-light lower sash. This configuration is repeated on the north and south faced, but with a fixed upper sash only nearest the roof due to the roof pitch.

To the north and south of the entry and bell tower, the exterior classroom walls are broken by single bands of windows, each with four one-over-one, double-hung sash, closely mounted and set within a common enframement with a simple cornice molding. The north and south facades of the original, western classrooms have widow banks of four double-hung sash unit as on the west façade, but with the easternmost of each being reduced by the insertion of exit panels.

**United States Department of the Interior
National Park Service**

**National Register of Historic Places
Continuation Sheet**

New Suffolk School
Name of Property
Suffolk County, New York

Section 7 Page 2

The 1923 wing -- the stem of the "T" plan -- is indistinguishable from the 1907 section in design, materials and detail. Conforming to later school lighting standards recommending unilateral lighting, the later classroom has windows only on the east. A bank of five windows matching those of the earlier classrooms was employed; as in the other rooms, one window has been retrofitted with an exit panel in a manner that appears reversible. The addition of the 1923 wing also required relocation of a secondary entrance, which is now found at the south east angle of the "T." The entry is set within a shed-roofed porch featuring a heavily-molded entablature carried on Tuscan order columns rising from solid knee walls. A short flight of poured concrete steps provides access to the porch.

The interior of the school is highly intact and retains original wall-mounted black boards with chalk trays, pressed metal ceilings and cornice moldings, beaded-board wainscoting, and window and door trim. The classroom floors, originally of maple, now have modern composition floor tile. The classrooms have not been subdivided; the dimensions of the original classrooms are 27 feet by 24 feet, with ceilings approximately 12 feet-3 inches high. The window openings are approximately seven feet high and three feet wide, with the stoop at 3 feet-seven inches above the floor. The 1907 classrooms each have two entrances from the central hall, located at opposite ends of the wall. The doors throughout are 5-panel doors typical of the early twentieth century. From the paired entrance doors on the west, the central hallway leads to administrative spaces and the 1923 classroom on the east. The hall turns south to the south entrance, providing access to the basement stairs and a janitor's room on the west. The stairway to the attic and bell tower opens from an area adjacent to the easterly door to the south classroom. The second level of the bell tower and an adjoining portion of the attic have been finished with beaded board walls and ceiling and have been used for text book and general storage, as well as occasional overflow classroom space.

Except for the application of aluminum siding, modern flooring and the installation of modern heating, lighting and electrical fixtures, the New Suffolk School is highly intact and retains a high degree of integrity in its design, setting and association. The school remains a prominent feature of the hamlet of New Suffolk and is a point of community identity.

8. Statement of Significance

Applicable National Register Criteria

(Mark "x" in one or more boxes for the criteria qualifying the property for National Register listing.)

- A** Property associated with events that have made a significant contribution to the broad patterns of our history.
- B** Property is associated with the lives of persons
- C** Property embodies the distinctive characteristics of a type, period, or method of construction or represents the work of a master, or possesses high artistic values, or represents a significant and distinguishable entity whose components lack individual distinction.
- D** Property has yielded, or is likely to yield, information important in prehistory or history.

Criteria Considerations

(Mark "x" in all boxes that apply.)

- A** owned by a religious institution or used for religious purposes.
- B** removed from its original location
- C** a birthplace or grave
- D** a cemetery
- E** a reconstructed building, object, or structure
- F** a commemorative property
- G** less than 50 years of age or achieved significance within the past 50 years

Areas of Significance:

(Enter categories from instructions)

ARCHITECTURE

EDUCATION

Period of Significance:

1907-1923

Significant Dates:

1907

1923

Significant Person:

N/A

Cultural Affiliation:

N/A

Architect/Builder:

Tuthill, Edgar (archit.)

Narrative Statement of Significance

(Explain the significance of the property on one or more continuation sheets.)

9. Major Bibliographical References

Bibliography

(Cite the books, articles, and other sources used in preparing this form on one or more continuation sheets.)

Previous documentation on file (NPS):

- preliminary determination of individual listing (36 CFR 67) has been requested.
- previously listed in the National Register
- previously determined eligible by the National Register
- designated a National Historic Landmark
- recorded by historic American Building Survey # _____
- recorded by Historic American Engineering Record # _____

Primary location of additional data:

- State Historic Preservation Office
- Other State agency
- Federal Agency
- Local Government
- University
- Other repository: _____

**United States Department of the Interior
National Park Service**

**National Register of Historic Places
Continuation Sheet**

New Suffolk School
Name of Property
Suffolk County, New York

Section 8 Page 3

The New Suffolk School is representative of early-20th rural schoolhouse design in New York State with little alteration since the addition of a third classroom in 1923. The three-room school typifies the small school building type once common in New York outside urban areas and combines stylistic elements of popular contemporary architectural styles with the increasingly codified minimum requirements for space, natural light, ventilation and classroom amenities established in the late 19th and early-20 centuries. The New Suffolk School continues to serve the small settlement of New Village and, with the exception of the Post Office, is the only public building in New Suffolk. The nominated property is significant both in its design and in being an increasingly rare example of its type. The building is highly intact and continues to served the small community of New Suffolk in its capacity as an elementary school.

New Suffolk is a small coastal community on the north shore of Peconic Bay, a sheltered body of water between the north and south forks of Long Island's east end. Through the 18th century this sparsely settled are was not differentiated from the nearby village of Cutchogue. With ready access to the fertile waters of Peconic Bay and many sheltered harbors and coves, maritime commerce was always and important component of the local economy. The construction of small ships at New Suffolk is recorded in the 18th century, and by the early 19th century New Suffolk was an active shipping port and shipbuilding location. In 1836, 4 local men purchased an 80 acre tract on Peconic Bay and laid out the gridded streets forming blocks 200 feet by 300 feet, which remain today. Interest in these lands was purchased by one partner, Ira Tuthill in 1838, who soon after secured a deed from the State of New York for adjacent underwater areas and constructed a large shipyard. The construction of large schooners for the shipping and whaling trade continued to the late-19th century, when those industries declined.

The depressed economy and the growth of the railroads in the late-19th century led to a decline in shipping and shipbuilding in New Suffolk. But the sheltered harbor and existing shipyard facilities attracted an unusual new venture. In 1897, New Suffolk was selected as a base for the newly formed John P. Holland Torpedo Boat Company. Holland's boat, the forerunner of today's submarines, was constructed in Elizabeth, New Jersey and shipped to Holland's New Suffolk facilities for fitting and for sea trials. The Holland Torpedo Boat Company remained at New Suffolk until 1905 when it was moved to Groton, Connecticut.

In addition to shipping and shipbuilding, New Suffolk slowly became known as a summer resort. Ira Tuthill built a hotel in 1840 to capitalize on the increasing numbers of vacationers from Brooklyn and New York City. Soon additional boarding houses sprang up to house transient vacationers and, eventually, a number of vacationers purchased lots and built or bought homes. The character of the village is largely established by those homes constructed from the mid-19th century through the early twentieth century and the gridded streets, each ending in a view of Peconic Bay. Although much of New Suffolk's growth was based in the vacation industry, the year 'round population increased as well. To serve the children of these permanent residents the New Suffolk Common School District was formed and the present school was constructed on a rise, facing the main road leading to Cutchogue. The New Suffolk School and its 1923 addition are among the newest structures in the heart of the hamlet.

The design of the New Suffolk School exemplifies rural school design practices in New York State in the early 20th century in combining mandated or recommended school design standards within an aesthetic appealing envelope. In what amounts to a process of assembly, architect Edward Tuthill, combined standard classroom spaces, required circulation and support rooms in an understated design of enduring appeal reflecting the popular Queen Anne, Colonial Revival and Craftsman styles.

United States Department of the Interior
National Park Service

National Register of Historic Places
Continuation Sheet

New Suffolk School

Name of Property

Suffolk County, New York

Section 8 Page 4

The functional requirements of school design were brought squarely to the attention of educators and the interested public by publication in 1842 of the School Architecture or Contributions to the Improvement of School Houses in the United States by Henry Barnard, Secretary of Education of the state of Connecticut. Barnard's pioneering work assessed the state of existing school facilities and went on to recommend guidelines for siting, heating, light, ventilation and size and offered numerous sample plans for variously sized schools. Other architectural pattern books promoting school designs followed in the mid-19th century, but Barnard's work, with its comprehensive discussion of environmental considerations established performance benchmarks by which school designs were judged through the late 19th century. Debate over school design remained lively through the late 19th century and into the 20th century.

In 1904, in the face of increasing pressure for state oversight in matters of health and safety in schools, New York State passed legislation requiring approval by the State Education Department of any plans for new school construction. One major concern at the time was for ventilation and the related heating requirements, specifically, the build-up of carbon dioxide and "organic effluvia" or "morbific matter." Whatever the fear, such concerns led to an interwoven scheme of recommendation and requirements relating to the volume of fresh air required per pupil, the rate of air exchange, the size of the classroom and the amount of heat needed.

In addition, natural lighting was an area of considerable discussion as a health issue. Too little or too much light was considered a source of eye strain. Uniform lighting was seen as ideal, as opposed to separated light sources, leading to the adoption of banks of closely spaced windows, as found on the New Suffolk School. Although the original classrooms of the New Suffolk School had banks of windows on two adjoining walls, by the first decade of the 20th century such an arrangement was being abandoned in favor of unilateral lighting, as found in the east classroom, added in 1923. By 1923, the single source of lighting was the standard and was always provided on the student's left, in theory to avoiding shading of the students' work when writing in the proscribed right-handed manner.

The requirements for ventilation, heating and light were closely interwoven. A classroom intended for a certain number of students required a certain interior volume. Natural illumination was constrained by the need to not shade the desk of the student closest to the window (sill height) and the need to light the desk of those furthest away, setting the window height and/or the width of the classroom. These interdependent variables provided little leeway for the school architect, who was left largely to positioning fixed classroom units and covering the whole in fashionable form.

The New Suffolk School expresses the state-wide school construction guidelines of 1907 and, in the later addition, of 1923. Bi-lateral lighting, as in the original north and south classrooms, was increasingly out of fashion but had not yet been rejected, as it had by 1923. Window sill height was generally recommended to be 3 1/2 feet above the floor with the window tops within 6 inches of the ceiling, dimensions closely followed in the New Suffolk School. The classroom dimensions are close to the general recommendations of the period that ceilings be between 12 1/2 and 13 1/2 feet in height and that the width be 28 feet, although this dimension was felt to be too wide by some writers of the period.

The New Suffolk School is an increasingly rare example of the small rural school once common throughout New York State and stands as civic focal point in the hamlet.

New Suffolk School
Name of Property

Suffolk County, New York
County and State

10. Geographical Data

Acreage of Property less than 1 acre

UTM References

(Place additional UTM references on a continuation sheet.)

1 18 712358 4540748
Zone Easting Northing

Verbal Boundary Description

(Describe the boundaries of the property on a continuation sheet.)

Boundary Justification

(Explain why the boundaries were selected on a continuation sheet.)

11. Form Prepared By

name/title James Warren, Historic Preservation Program Analyst

organization NYS Office of Parks, Recreation & Historic Preservation (SHPO) date March 2002

street & number P.O. Box 189 telephone (518) 237-8643

city or town Waterford state NY zip code 12188

Additional Documentation

Submit the following items with the completed form:

Continuation Sheets

Maps

- A **USGS map** (7.5 or 15 minute series) indicating the property's location
- A **Sketch map** for historic districts and properties having large acreage or numerous resources.

Photographs

Representative **black and white photographs** of the property.

Additional items

(Check with SHPO or FPO for any additional items)

Property Owner (Complete this item at the request of the SHPO or FPO)

name New Suffolk Common School District, attn. Dr. Richard Olcott

street & number P.O. Box 111 telephone 631.734.6940

city or town New Suffolk state NY zip code 11956

Paperwork Reduction Act Statement: This information is being collected for applications to the National Register of Historic Places to nominate properties for listing or determine eligibility for listing, to list properties, and to amend existing listings. Response to this request is required to obtain a benefit in accordance with the National Historic Preservation Act, as amended (16 U.S.C. 470 *et seq.*)

Estimated Burden Statement: public reporting burden for this form is estimated to average 18.1 hours per response including time for reviewing instructions, gathering and maintaining data, and completing and reviewing the form. Direct comments regarding this burden estimate or any aspect of this form to the Chief, Administrative Services Division, National Park Service, P.O. Box 37127, Washington, D.C. 20503

**United States Department of the Interior
National Park Service**

**National Register of Historic Places
Continuation Sheet**

New Suffolk School

Name of Property

Suffolk County, New York

County and State

Section photos Page 5

Bibliography:

Butterworth, Marjorie Moore. The New Suffolk Story. Cutchogue, NY: The Cutchogue-New Suffolk Historical Council, 1983.

Warren, Susanne R. Context Study: The Schools of New York State -- Development of the School as a Building Type. Unpublished study prepared for the NYS OPRHP, 1990.

Verbal Boundary Description:

The nominated parcel is identified by Suffolk County Tax Map number 1000-117-7-1, and is as indicated by bold line on the attached partial tax map.

Verbal Boundary Justification:

The nomination includes all that parcel that contains the New Suffolk School; the current boundaries are those boundaries at the time of initial construction of the school.

Photographs

All photographs were take in

Photo 1: Exterior view from southwest

Photo 2: Exterior view from northwest

Photo 3: Exterior view from east

Photo 4: Exterior view from northeast

Photo 5: Interior view: southeast classroom view toward northeast

Photo 6: Interior view: attic/belfry view toward west

UNITED STATES DEPARTMENT OF THE INTERIOR
NATIONAL PARK SERVICE

NATIONAL REGISTER OF HISTORIC PLACES
EVALUATION/RETURN SHEET

REQUESTED ACTION: NOMINATION

PROPERTY New Suffolk School
NAME:

MULTIPLE
NAME:

STATE & COUNTY: NEW YORK, Suffolk

DATE RECEIVED: 8/06/02 DATE OF PENDING LIST: 8/20/02
DATE OF 16TH DAY: 9/05/02 DATE OF 45TH DAY: 9/20/02
DATE OF WEEKLY LIST:

REFERENCE NUMBER: 02001050

REASONS FOR REVIEW:

APPEAL: N DATA PROBLEM: N LANDSCAPE: N LESS THAN 50 YEARS: N
OTHER: N PDIL: N PERIOD: N PROGRAM UNAPPROVED: N
REQUEST: N SAMPLE: N SLR DRAFT: N NATIONAL: N

COMMENT WAIVER: N

ACCEPT RETURN REJECT 9/12/02 DATE

ABSTRACT/SUMMARY COMMENTS:

**Entered in the
National Register**

RECOM./CRITERIA _____

REVIEWER _____ DISCIPLINE _____

TELEPHONE _____ DATE _____

DOCUMENTATION see attached comments Y/N see attached SLR Y/N



Photo!

New Suffolk School

New Suffolk, SUFFOLK CO., NY



Photo 2
New SUFFOLK School
New Suffolk, Suffolk Co., NY



Photo 3

New Suffolk School

New Suffolk, Suffolk Co; NY



Photo 4

New Suffolk School

New Suffolk, Suffolk Co., NY



9

Oval

Square

Circle

54 55 56 57 58 59 60 61 62 63 64 65 66 67 68 69 70 71 72 73 74 75 76 77 78 79 80



“SCHOLASTIC”
“...the best ...”

THE SPARK

Mr. Kennedy

TIGRESS

1997-1998

Photo 5

New Suffolk School

New Suffolk, Suffolk co., NY



Photo 6
New Suffolk School
New Suffolk, Suffolk Co., NY


JEAN W. COCHRAN
SUPERVISOR



Town Hall, 53095 Route 25
P.O. Box 1179
Southold, New York 11971-0959
Fax (631) 765-1823
Telephone (631) 765-1889

OFFICE OF THE SUPERVISOR
TOWN OF SOUTHOLD

November 20, 2001



Mr. James Warren
Historic Preservation Field Services Bureau
NYS Office of Parks, Recreation & Historic Preservation
P.O. Box 189, Peebles Island
Waterford, NY 12188-0189

Dear Mr. Warren:

I am writing in support of the nomination of New Suffolk School to the National and State Registers of Historic Places.

This charming tiny schoolhouse is a central landmark in New Suffolk, and is surrounded by a hamlet with a deep appreciation for its historic heritage. Any protection benefits the nomination would ensure, enabling preservation of this historic building for the citizens of and visitors to New Suffolk, would be appreciated by all of Southold Town.

Thank you for your consideration of this nomination.

Sincerely yours,

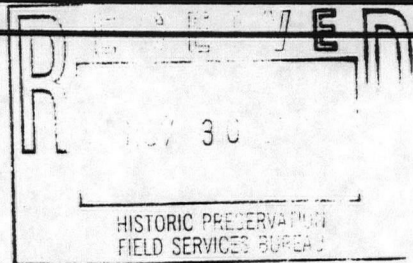
Jean W. Cochran
Supervisor

/rbw

N.S.

NEW SUFFOLK SCHOOL
FIFTH AND KING STREET
P.O. BOX 111
NEW SUFFOLK, NEW YORK 11956

November 28, 2001



Mr. James Warren
Historic Preservation Field Services Bureau
N.Y.S. Office of Parks, Recreation and Historic Preservation
Peebles Island , P.O.Box 189
Waterford, N.Y. 12188-0189

Dear Mr. Warren:

Following the suggestion contained in the letter sent to the New Suffolk School District, I am writing you to support the nomination of our property to the National and State Registers of Historic Places soon to be considered by the State Review Board. Our board of education, at its regular meeting on November 27, 2001, voted unanimously to take this action and to authorize my writing of this letter.


Very truly yours,

Richard Olcott, Ed. D. Superintendent of Schools



New York State Office of Parks, Recreation and Historic Preservation
Historic Preservation Field Services Bureau
Peebles Island, PO Box 189, Waterford, New York 12188-0189

Bernadette Castro
Commissioner



August 05, 2002

Ms. Alexis Abernathy
National Register of Historic Places
United States Department of the Interior
Suite 400
800 North Capitol St. NW
Washington, D.C. 20002

Re: Transmittal of National Register
Nominations

Dear Ms. Abernathy:

I am pleased to transmit four new National Register nominations to be considered for listing by the Keeper of the National Register as follows:

Chapin Memorial Church, Oneonta, Otsego Co., NY

Bear Mountain Inn, Rockland Co., NY

The Cornfield, Fly Creek, Otsego Co., NY

St. Mary of the Angels Motherhouse Complex, Williamsville, Eries Co., NY

Thank you for your assistance in processing these proposals. Please feel free to call on me at 518-237-8643 ext. 3258 if any questions arise.

Sincerely,

Mark L. Peckham
National Register
Program Coordinator

enclosures