




Read Me First

Hello there and on behalf of HQPLRPros.com we would like to thank you for your purchase.

Please follow these instructions to install your 5 Figure Business in a Box.

Step 1

Unzip video cash bonanza-minisite to your own server and domain.

Name	Date modified	Type	Size
 VideoCashBonanza-Bonuses	7/30/2015 2:41 PM	Compressed (zipp...	324,025 KB
 VideoCashBonanza-minisite	7/30/2015 10:57 AM	Compressed (zipp...	9,515 KB
 VideoCashBonanza-PDFandVideoCourse	7/30/2015 2:40 PM	Compressed (zipp...	409,890 KB

1st folder that you need to upload to your server is VideoCashBonanza-Minisite

Once you get it installed, upload your course and bonuses on your server as well. (Folders Video Cash Bonanza Bonuses as well as VideoCashBonanza-PDFandVideoCourse)

*side note, you don't need to unzip these to upload.

Using any HTML editor, open download page, and hyperlink your course download with your URL for course download as well as bonus download.

*side note, if you don't have any html editor, you can use <http://www.kompozer.net/> it is free.

Next step, open index file and update buy now buttons with your checkout processing platform.

Done, and you are ready to start promoting and keeping 100% profits.