



PRIOR TO TEACH THE SESSION

GATHER Supplies

Standard supplies for each session: Bibles (full-size, small, and handheld), Allergy Alert, Big Picture Card, construction paper, tape (clear, duct, and painter's), copy paper, large crayons, scissors (adult use), glue sticks, beanbag, foam or cardboard blocks, play dough, paper cups, napkins, snacks



BABIES ACTIVITIES

Learning activities

- Bible Story Poster
- Key Passage Phrase Card

Make art in a bag

- gallon-size ziplock bag
- washable paint

Explore a first aid kit

- age-appropriate first aid kit



TODDLER ACTIVITIES

Learning activities

- Bible Story Poster

Circle time

- Bible Story Poster
- Key Passage Phrase Card

Roll marbled art

- cardboard box with a lid
- washable paint
- table tennis balls

Sing a song together

- toy musical instruments

Play a relay race

- basket
- several classroom toys

Build a house

- people figures



BONUS TEACHING HOUR

Transition activity: Clean up

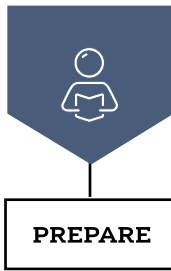
- timer

Dip the hearts sponge art

- spring-type clothespins
- sponges cut into the shape of hearts
- red or pink washable paint

Take a book walk

- books from around the room with nature images in them



PRIOR TO TEACH THE SESSION

GATHER Supplies

Standard supplies for each session: Bibles (full-size, small, and handheld), Allergy Alert, Big Picture Card, construction paper, tape (clear, duct, and painter's), copy paper, large crayons, scissors (adult use), glue sticks, beanbag, foam or cardboard blocks, play dough, paper cups, napkins, snacks



BABIES ACTIVITIES

Learning activities

- Bible Story Poster
- Key Passage Phrase Card

Play peekaboo

- horseshoe-shaped pillows
- blanket (optional)

Find the phrase

- Key Passage Phrase Cards, 1 per Bible



TODDLER ACTIVITIES

Learning activities

- Bible Story Poster

Circle time

- Bible Story Poster
- Key Passage Phrase Card

Paint prayer hands art

- washable paint (red color, if possible)
- paper plates
- paper towels or baby wipes



BONUS TEACHING HOUR

Make a scroll

- Key Passage Phrase Card
- stickers (optional)
- precut pieces of yarn

Worship the Lord

- toy musical instruments

Explore special and not special

- "special" and "not special" items from around the room or home (a lovey, a school picture, a Bible, a shoe, a marker, an eraser, and so forth)



PRIOR TO TEACH THE SESSION

GATHER Supplies

Standard supplies for each session: Bibles (full-size, small, and handheld), Allergy Alert, Big Picture Card, construction paper, tape (clear, duct, and painter's), copy paper, large crayons, scissors (adult use), glue sticks, beanbag, foam or cardboard blocks, play dough, paper cups, napkins, snacks



BABIES ACTIVITIES

Learning activities

- Bible Story Poster
- Key Passage Phrase Card

Trace water hand art

- Key Passage Phrase Card
- shallow bin
- water
- towel
- marker

Play in water

- water
- gallon-size ziplock bags
- colorful adhesive bandages
- horseshoe-shaped pillows



TODDLER ACTIVITIES

Learning activities

- Bible Story Poster

Circle time

- Bible Story Poster
- Key Passage Phrase Card

Watercolor the cross

- watercolor paints and brushes
- water
- paper towels
- baby wipes

Serve others

- simple snacks
- plates
- napkins
- baby wipes

Work the puzzle

- Bible Story Poster on
heavyweight paper, 1 puzzle
for every 2 or 3 toddlers

Find the bandages

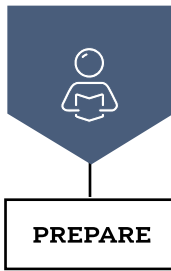
- container
- shredded paper
- colorful bandages
- plastic shovels, cups, or spoons



BONUS TEACHING HOUR

Transition activity: Move and freeze

- upbeat worship music
- electronic device



PRIOR TO TEACH THE SESSION

GATHER Supplies

Standard supplies for each session: Bibles (full-size, small, and handheld), Allergy Alert, Big Picture Card, construction paper, tape (clear, duct, and painter's), copy paper, large crayons, scissors (adult use), glue sticks, beanbag, foam or cardboard blocks, play dough, paper cups, napkins, snacks



BABIES ACTIVITIES

Learning activities

- Bible Story Poster
- Key Passage Phrase Card

Form pat-a-cake praying hands

- horseshoe-shaped pillows

Play with a cleaning kit

- age-appropriate toy cleaning kit (including unused cleaning sponge or rag, an empty squirt bottle, or a squeegee)
- water (optional)
- paper towels (optional)



TODDLER ACTIVITIES

Learning activities

- Bible Story Poster

Circle time

- Bible Story Poster
- Key Passage Phrase Card

Create happy and sad face art

- paper plate
- craft stick
- red circle stickers (optional)

Sing a song

- toy musical instruments

Take a discovery trip

- strollers or walking rope



BONUS TEACHING HOUR

Clean the room

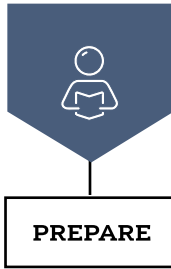
- age-appropriate cleaning supplies (broom and dustpan, rags, spray bottle with water, small hand vacuum, and so forth)

Find "Jesus"

- item to represent Jesus (a picture of Jesus, a people figure, or a cross)

Make a door hanger

- stickers (optional)
- single hole punch
- chenille stem



PRIOR TO TEACH THE SESSION

GATHER Supplies

Standard supplies for each session: Bibles (full-size, small, and handheld), Allergy Alert, Big Picture Card, construction paper, tape (clear, duct, and painter's), copy paper, large crayons, scissors (adult use), glue sticks, beanbag, foam or cardboard blocks, play dough, paper cups, napkins, snacks



BABIES ACTIVITIES

Learning activities

- Bible Story Poster
- Key Passage Phrase Card

Bring it down

- medium- to large-size ball

Praise God

- horseshoe-shaped pillows
- rattles or maracas
- Bible Story Poster



TODDLER ACTIVITIES

Learning activities

- Bible Story Poster

Circle time

- Bible Story Poster
- Key Passage Phrase Card

Make a mat

- craft sticks
- pieces of fabric

Praise God

- maracas, bells, or other instruments
- upbeat worship music
- electronic device

Count to four

- Bible Story Poster

Hold it high

- medium- to large-size balls, 1 for every four toddlers



BONUS TEACHING HOUR

Read in the dark

- tap lights (optional)

Play with people figures

- people figures
- towels



PRIOR TO TEACH THE SESSION

GATHER Supplies

Standard supplies for each session: Bibles (full-size, small, and handheld), Allergy Alert, Big Picture Card, construction paper, tape (clear, duct, and painter's), copy paper, large crayons, scissors (adult use), glue sticks, beanbag, foam or cardboard blocks, play dough, paper cups, napkins, snacks



BABIES ACTIVITIES

Learning activities

- Bible Story Poster
- Key Passage Phrase Card

Follow me

- horseshoe-shaped pillows

Choose 12

- smiley face stickers, 12



TODDLER ACTIVITIES

Learning activities

- Bible Story Poster

Circle time

- Bible Story Poster
- Key Passage Phrase Card

Count to 12

- variety of stickers

Care for the sick

- Bible Story Poster
- toy medical kit
- baby doll

Enjoy dinner with friends

- cookie cutters



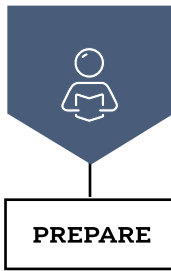
BONUS TEACHING HOUR

Transition activity: Stop and pray

- upbeat worship music
- electronic device

Tag with a light

- flashlights



PRIOR TO TEACH THE SESSION

GATHER Supplies

Standard supplies for each session: Bibles (full-size, small, and handheld), Allergy Alert, Big Picture Card, construction paper, tape (clear, duct, and painter's), copy paper, large crayons, scissors (adult use), glue sticks, beanbag, foam or cardboard blocks, play dough, paper cups, napkins, snacks



BABIES ACTIVITIES

Learning activities

- Bible Story Poster
- Key Passage Phrase Card

Follow the heart

- construction paper or cardstock

Touch the Bible

- horseshoe-shaped pillows



TODDLER ACTIVITIES

Learning activities

- Bible Story Poster

Circle time

- Bible Story Poster
- Key Passage Phrase Card

Make a sheep

- "Sheep" printable on heavyweight paper
- cotton balls
- spring-type clothespins

Point to the hearts

- construction paper or cardstock
- precut yarn pieces
- flashlight

Make a handprint

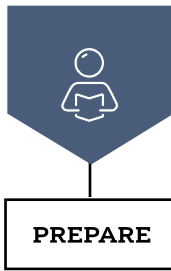
- washable paint
- painting smock
- foam brush
- baby wipes
- paper towels



BONUS TEACHING HOUR

Watercolor a message

- cup
- water
- watercolor paints and brushes
- paper towels



PRIOR TO TEACH THE SESSION

GATHER Supplies

Standard supplies for each session: Bibles (full-size, small, and handheld), Allergy Alert, Big Picture Card, construction paper, tape (clear, duct, and painter's), copy paper, large crayons, scissors (adult use), glue sticks, beanbag, foam or cardboard blocks, play dough, paper cups, napkins, snacks



BABIES ACTIVITIES

Learning activities

- Bible Story Poster
- Key Passage Phrase Card

Paint a flower

- washable paint
- foam brush
- baby wipes

Build a mountain

- horseshoe-shaped pillows



TODDLER ACTIVITIES

Learning activities

- Bible Story Poster

Circle time

- Bible Story Poster
- Key Passage Phrase Card

Rip and tear a flower

- "Flower" printable
- colorful tissue paper

Explore the dark

- shoebox or a packing box with a lid
- Bible Story Poster

Decorate a mountain

- large sheet of butcher paper



BONUS TEACHING HOUR

Transition activity: Build a mountain

- foam or cardboard blocks or empty containers

Take a walk

- strollers
- Bible Story Poster

Hunt for treasure

- shallow container
- raffia or shredded paper
- toys children may or may not consider as treasures (jewels, coins, gems, a small book, a toy car, a toy boat, a key, and so forth)



PRIOR TO TEACH THE SESSION

GATHER Supplies

Standard supplies for each session: Bibles (full-size, small, and handheld), Allergy Alert, Big Picture Card, construction paper, tape (clear, duct, and painter's), copy paper, large crayons, scissors (adult use), glue sticks, beanbag, foam or cardboard blocks, play dough, paper cups, napkins, snacks



BABIES ACTIVITIES

Learning activities

- Bible Story Poster
- Key Passage Phrase Card

Cover eyes

- horseshoe-shaped pillows

Put a toy in jail

- small laundry basket with holes in the sides
- cardboard box (optional)



TODDLER ACTIVITIES

Learning activities

- Bible Story Poster

Circle time

- Bible Story Poster
- Key Passage Phrase Card

Make jail art

- "John the Baptist" printable

Remember actions

- age-appropriate plastic toys

Avoid obstacles

- room items (cones, pool noodles, or chairs)
- medium-size ball



BONUS TEACHING HOUR

Transition activity: Start and stop

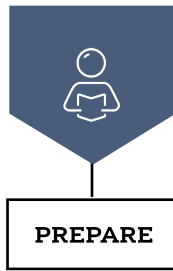
- upbeat worship music
- electronic device

Repeat messages

- slips of paper (optional)

Deliver the phrase

- Key Passage Phrase Card
- stickers
- stampers
- envelopes



PRIOR TO TEACH THE SESSION

GATHER Supplies

Standard supplies for each session: Bibles (full-size, small, and handheld), Allergy Alert, Big Picture Card, construction paper, tape (clear, duct, and painter's), copy paper, large crayons, scissors (adult use), glue sticks, beanbag, foam or cardboard blocks, play dough, paper cups, napkins, snacks



BABIES ACTIVITIES

Learning activities

- Bible Story Poster
- Key Passage Phrase Card

Comfort each other

- horseshoe-shaped pillows
- non-breakable mirror

Set a toy in a bin

- horseshoe-shaped pillows
- small shoebox-size bin
- toy from around the room



TODDLER ACTIVITIES

Learning activities

- Bible Story Poster

Circle time

- Bible Story Poster
- Key Passage Phrase Card

Wipe away tears

- "Wipe Away" printable
- gallon-size ziplock bag
- pipette
- water
- tissues

Touch textures

- items of different textures (shaving cream, play dough, slime, firm modeling clay, metal key, water, wooden block)



BONUS TEACHING HOUR

Worship together

- egg shakers or other rhythm instruments

Play out the Bible story

- people figures
- baby doll



PRIOR TO TEACH THE SESSION

GATHER Supplies

Standard supplies for each session: Bibles (full-size, small, and handheld), Allergy Alert, Big Picture Card, construction paper, tape (clear, duct, and painter's), copy paper, large crayons, scissors (adult use), glue sticks, beanbag, foam or cardboard blocks, play dough, paper cups, napkins, snacks



BABIES ACTIVITIES

Learning activities

- Bible Story Poster
- Key Passage Phrase Card

Wash a baby's foot

- high chairs
- washable paint
- baby wipes

Erase the X

- handheld dry erase board
- clean rag



TODDLER ACTIVITIES

Learning activities

- Bible Story Poster

Circle time

- Bible Story Poster
- Key Passage Phrase Card

Play with people and a house

- toy house
- people figures
- foam blocks or a toy table

Drop coins

- play coins
- cardboard circles (optional)
- colorful tape (optional)
- empty tissue box

Find the numbers

- index cards



BONUS TEACHING HOUR

Transition activity: Hold a dinner party

- play dishes and play food

Stack coins

- play coins
- cardboard circles (optional)
- colorful tape (optional)

Wash hands

- plastic bin
- warm, soapy water
- towels



PRIOR TO TEACH THE SESSION

GATHER Supplies

Standard supplies for each session: Bibles (full-size, small, and handheld), Allergy Alert, Big Picture Card, construction paper, tape (clear, duct, and painter's), copy paper, large crayons, scissors (adult use), glue sticks, beanbag, foam or cardboard blocks, play dough, paper cups, napkins, snacks



BABIES ACTIVITIES

Learning activities

- Bible Story Poster
- Key Passage Phrase Card

Tap hammers

- toy hammer (plush, soft plastic, or even a long rectangular foam block)



TODDLER ACTIVITIES

Learning activities

- Bible Story Poster

Circle time

- Bible Story Poster
- Key Passage Phrase Card

Cut "bread"

- plastic cookie cutters
- brown play dough
- piece of bread (optional)
- ziplock bag (optional)

Show and do

- craft sticks

Paint with sponges

- brown sponges cut into smaller squares or rectangle shapes
- brown washable paint
- paper plate



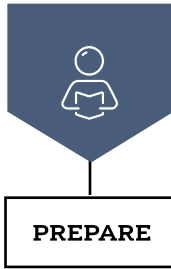
BONUS TEACHING HOUR

Find the bread

- toy bread
- empty basket
- brown paper or sponges cut into bread shapes (optional)

Sort bread

- "Bread" printable



PRIOR TO TEACH THE SESSION

GATHER Supplies

Standard supplies for each session: Bibles (full-size, small, and handheld), Allergy Alert, Big Picture Card, construction paper, tape (clear, duct, and painter's), copy paper, large crayons, scissors (adult use), glue sticks, beanbag, foam or cardboard blocks, play dough, paper cups, napkins, snacks



BABIES ACTIVITIES

Learning activities

- Bible Story Poster
- Key Passage Phrase Card

Tap the birds

- "Birds" printable
- single hole punch
- precut yarn pieces

Stack and unstack toys

- horseshoe-shaped pillows
- toys (plastic food or even cups or bowls to represent food)



TODDLER ACTIVITIES

Learning activities

- Bible Story Poster

Circle time

- Bible Story Poster
- Key Passage Phrase Card

Make a sticker garden

- bird and flower stickers
- colorful copy paper

Play with a barn and animals

- toy barn and animals



BONUS TEACHING HOUR

Transition activity: Find animals

- "Animals Pictures" printable

Make bird treats

- Key Passage Phrase Card
- single hole punch
- O-shaped cereal
- chenille stem