

PRIOR TO TEACH THE SESSION

GATHER Supplies

Standard supplies for each session: Bibles (full-size, small, and handheld), Allergy Alert, Big Picture Card, construction paper, tape (clear, duct, and painter's), copy paper, large crayons, scissors (adult use), glue sticks, beanbag, foam or cardboard blocks, play dough, paper cups, napkins, snacks



BABIES ACTIVITIES

Learning activities

- ☐ Bible Story Poster
- ☐ Key Passage Phrase Card

Love the baby

- ☐ horseshoe-shaped pillows
- ☐ baby doll
- ☐ blanket

Celebrate Jesus' birth

- ☐ horseshoe-shaped pillows
- ☐ ribbons or scarves



TODDLER ACTIVITIES

Learning activities

- ☐ Bible Story Poster

Circle time

- ☐ Bible Story Poster
- ☐ Key Passage Phrase Card

Name your emotion

- ☐ nonbreakable handheld mirror
- ☐ "Emotions Pictures" printable

Move to the music

- ☐ electronic device
- ☐ familiar Christmas songs

Fill a manger

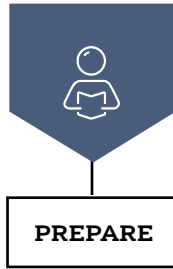
- ☐ "Manger Outline" printable
- ☐ cream-colored raffia or off-white shredded paper
- ☐ animal stickers (optional)



BONUS TEACHING HOUR

Pack a bag to travel

- ☐ Bible Story Poster
- ☐ duffel bag or suitcase (optional)
- ☐ items around the room (optional)



PRIOR TO TEACH THE SESSION

GATHER Supplies

Standard supplies for each session: Bibles (full-size, small, and handheld), Allergy Alert, Big Picture Card, construction paper, tape (clear, duct, and painter's), copy paper, large crayons, scissors (adult use), glue sticks, beanbag, foam or cardboard blocks, play dough, paper cups, napkins, snacks



BABIES ACTIVITIES

Learning activities

- ☐ Bible Story Poster
- ☐ Key Passage Phrase Card

Thank God for Jesus

- ☐ horseshoe-shaped pillows
- ☐ Bible Story Poster

Build a strong tower

- ☐ soft foam blocks or paper cups



TODDLER ACTIVITIES

Learning activities

- ☐ Bible Story Poster

Circle time

- ☐ Bible Story Poster
- ☐ Key Passage Phrase Card

Decorate a heart

- ☐ Key Passage Phrase Card (optional)

Worship God

- ☐ scarves or ribbons
- ☐ maracas, bells, or any other instrument
- ☐ upbeat worship music
- ☐ electronic device

Travel to the temple

- ☐ toy vehicles
- ☐ Bible Story Picture



BONUS TEACHING HOUR

Transition activity: Crawl, jump, and walk

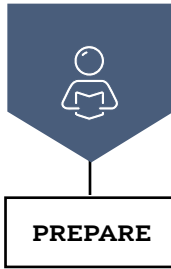
- ☐ Bible Story Poster (optional)

Knock down a strong tower

- ☐ building materials (cardboard or foam blocks, magnetic tiles, and so forth)
- ☐ Bible Story Poster

Form the temple

- ☐ adhesive hook-and-loop pieces
- ☐ craft sticks
- ☐ felt or flannel fabric



PRIOR TO TEACH THE SESSION

GATHER Supplies

Standard supplies for each session: Bibles (full-size, small, and handheld), Allergy Alert, Big Picture Card, construction paper, tape (clear, duct, and painter's), copy paper, large crayons, scissors (adult use), glue sticks, beanbag, foam or cardboard blocks, play dough, paper cups, napkins, snacks



BABIES ACTIVITIES

Learning activities

- ☐ Bible Story Poster
- ☐ Key Passage Phrase Card

Guess what is inside

- ☐ jingle bells
- ☐ box
- ☐ wrapping paper
- ☐ horseshoe-shaped pillows

Worship Jesus like the wise men

- ☐ handheld instruments
(maracas, bells, and so forth)
- ☐ upbeat music
- ☐ electronic device



TODDLER ACTIVITIES

Learning activities

- ☐ Bible Story Poster

Circle time

- ☐ Bible Story Poster
- ☐ Key Passage Phrase Card

Decorate a gift

- ☐ "Gift Box" printable
- ☐ painting smocks
- ☐ paper towels
- ☐ washable paints
- ☐ paintbrushes
- ☐ baby wipes

Search for "Jesus"

- ☐ special toy

Pass the gift

- ☐ individually wrapped presents, 3
- ☐ upbeat worship music
- ☐ electronic device

Whisper the story

- ☐ Bible Picture Poster



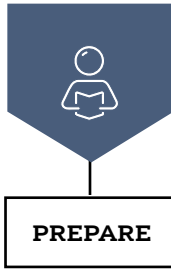
BONUS TEACHING HOUR

Travel to worship

- ☐ strollers
- ☐ Bible Story Poster

Wrap "presents"

- ☐ wrapping-paper strips
- ☐ cardboard blocks or boxes



PRIOR TO TEACH THE SESSION

GATHER Supplies

Standard supplies for each session: Bibles (full-size, small, and handheld), Allergy Alert, Big Picture Card, construction paper, tape (clear, duct, and painter's), copy paper, large crayons, scissors (adult use), glue sticks, beanbag, foam or cardboard blocks, play dough, paper cups, napkins, snacks



BABIES ACTIVITIES

Learning activities

- ☐ Bible Story Poster
- ☐ Key Passage Phrase Card

Look for a friend

- ☐ horseshoe-shaped pillows

Point to your face

- ☐ horseshoe-shaped pillows



TODDLER ACTIVITIES

Learning activities

- ☐ Bible Story Poster

Circle time

- ☐ Bible Story Poster
- ☐ Key Passage Phrase Card

Look and find

- ☐ Bible Story Poster (optional)
- ☐ magnifying glasses (optional)

Toss the globe

- ☐ inflatable globe

Travel to church

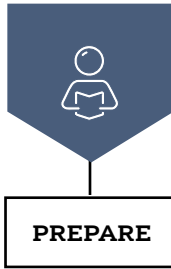
- ☐ strollers (optional)
- ☐ walking robe (optional)



BONUS TEACHING HOUR

Design a temple

- ☐ washable paint
- ☐ foam blocks
- ☐ painting smocks
- ☐ Bible Story Poster



PRIOR TO TEACH THE SESSION

GATHER Supplies

Standard supplies for each session: Bibles (full-size, small, and handheld), Allergy Alert, Big Picture Card, construction paper, tape (clear, duct, and painter's), copy paper, large crayons, scissors (adult use), glue sticks, beanbag, foam or cardboard blocks, play dough, paper cups, napkins, snacks



BABIES ACTIVITIES

Learning activities

- ☐ Bible Story Poster
- ☐ Key Passage Phrase Card

Wash away

- ☐ plastic container
- ☐ washcloth
- ☐ water
- ☐ towel

Touch and feel

- ☐ items made of leather, wool, and cashmere, such as a belt, wallet, or an article of clothing



TODDLER ACTIVITIES

Learning activities

- ☐ Bible Story Poster

Circle time

- ☐ Bible Story Poster
- ☐ Key Passage Phrase Card

Decorate "John"

- ☐ "Person Outline" printable
- ☐ brown felt fabric
- ☐ sandpaper pieces
- ☐ strands of tan and brown yarn
- ☐ liquid glue

Turn into shapes

- ☐ fun-shaped plastic cookie cutters

Look at pictures

- ☐ pictures of foods
- ☐ picture of a locust
- ☐ ziplock bag



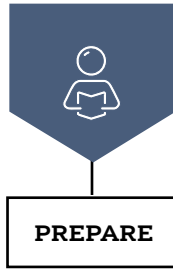
BONUS TEACHING HOUR

Transition activity: Show the one

- ☐ objects from around the room (a ball, a block, and so forth)

Wash away

- ☐ large plastic bin
- ☐ dirt
- ☐ plastic toy insects
- ☐ plastic cups
- ☐ pitcher of water
- ☐ paper towels
- ☐ sink or an extra plastic bin



PRIOR TO TEACH THE SESSION

GATHER Supplies

Standard supplies for each session: Bibles (full-size, small, and handheld), Allergy Alert, Big Picture Card, construction paper, tape (clear, duct, and painter's), copy paper, large crayons, scissors (adult use), glue sticks, beanbag, foam or cardboard blocks, play dough, paper cups, napkins, snacks



BABIES ACTIVITIES

Learning activities

- ☐ Bible Story Poster
- ☐ Key Passage Phrase Card

Make watercolor art

- ☐ blue watercolor paint
- ☐ paper towels
- ☐ cups
- ☐ water
- ☐ painting smocks

Explore up and down

- ☐ picture of a dove



TODDLER ACTIVITIES

Learning activities

- ☐ Bible Story Poster

Circle time

- ☐ Bible Story Poster
- ☐ Key Passage Phrase Card

Create a dove

- ☐ paper plates cut in half
- ☐ googly eyes
- ☐ small construction paper triangles
- ☐ white artificial feathers

Play out the Bible story

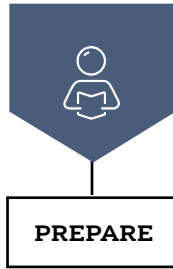
- ☐ plastic tub
- ☐ water
- ☐ dry towel
- ☐ people figures

Make a river

- ☐ blue sheet or tablecloth



BONUS TEACHING HOUR



PRIOR TO TEACH THE SESSION

GATHER Supplies

Standard supplies for each session: Bibles (full-size, small, and handheld), Allergy Alert, Big Picture Card, construction paper, tape (clear, duct, and painter's), copy paper, large crayons, scissors (adult use), glue sticks, beanbag, foam or cardboard blocks, play dough, paper cups, napkins, snacks



BABIES ACTIVITIES

Learning activities

- ☐ Bible Story Poster
- ☐ Key Passage Phrase Card

Push the ball away

- ☐ medium or large ball



TODDLER ACTIVITIES

Learning activities

- ☐ Bible Story Poster

Circle time

- ☐ Bible Story Poster
- ☐ Key Passage Phrase Card

Find and seek

- ☐ toy food items
- ☐ medium or large stones
- ☐ red paper
- ☐ slice of bread
- ☐ ziplock bag

Make "bread" art

- ☐ painting smocks
- ☐ paper plates
- ☐ small sponges
- ☐ finger paint

Touch and sort stones

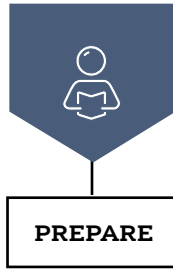
- ☐ different sizes and textures of stones
- ☐ piece of bread
- ☐ ziplock bag



BONUS TEACHING HOUR

Worship and party

- ☐ soft worship music
- ☐ electronic device
- ☐ scarves or toy musical instruments



PRIOR TO TEACH THE SESSION

GATHER Supplies

Standard supplies for each session: Bibles (full-size, small, and handheld), Allergy Alert, Big Picture Card, construction paper, tape (clear, duct, and painter's), copy paper, large crayons, scissors (adult use), glue sticks, beanbag, foam or cardboard blocks, play dough, paper cups, napkins, snacks



BABIES ACTIVITIES

Learning activities

- ☐ Bible Story Poster
- ☐ Key Passage Phrase Card

Play peekaboo

- ☐ toy lamb
- ☐ horseshoe-shaped pillows
- ☐ blanket



TODDLER ACTIVITIES

Learning activities

- ☐ Bible Story Poster

Circle time

- ☐ Bible Story Poster
- ☐ Key Passage Phrase Card

Fill in the lamb

- ☐ "Lamb Outline" printable
- ☐ liquid glue
- ☐ paper plates
- ☐ cotton balls

Come and see the lamb

- ☐ toy cars
- ☐ toy lamb
- ☐ box
- ☐ blanket

Seek and follow

- ☐ various objects (footprint cutouts, 2 people figures, glasses, Bible, shoe, toy lamb, and so forth)

Count to two

- ☐ toys in groups of 2 (balls, blocks, crayons, books, and so forth)



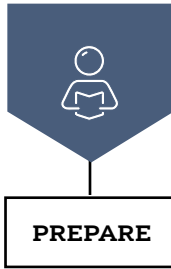
BONUS TEACHING HOUR

Transition activity: Find the ones

- ☐ cardstock cutouts of the number 1

Follow and march

- ☐ instrumental worship music
- ☐ electronic device



PRIOR TO TEACH THE SESSION

GATHER Supplies

Standard supplies for each session: Bibles (full-size, small, and handheld), Allergy Alert, Big Picture Card, construction paper, tape (clear, duct, and painter's), copy paper, large crayons, scissors (adult use), glue sticks, beanbag, foam or cardboard blocks, play dough, paper cups, napkins, snacks



BABIES ACTIVITIES

Learning activities

- ☐ Bible Story Poster
- ☐ Key Passage Phrase Card

Paint a purple "grape"

- ☐ high chairs
- ☐ painting smocks
- ☐ purple finger paint or a washable stamp pad
- ☐ baby wipe

Shake water and special grape juice

- ☐ small water bottle
- ☐ baby oil
- ☐ red and blue food color



TODDLER ACTIVITIES

Learning activities

- ☐ Bible Story Poster

Circle time

- ☐ Bible Story Poster
- ☐ Key Passage Phrase Card

Paint "grapes"

- ☐ purple paint dauber or dot marker
- ☐ marker

Carry water jugs

- ☐ unopened water bottles, 6

Pour water

- ☐ bin
- ☐ water
- ☐ towel
- ☐ scoops, plastic cups, or other small containers



BONUS TEACHING HOUR

Touch grapes

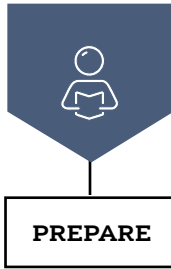
- ☐ grapes
- ☐ ziplock bag

Choose cards

- ☐ "Matching" printable, 2

Organize water bottles

- ☐ unopened water bottles of various sizes



PRIOR TO TEACH THE SESSION

GATHER Supplies

Standard supplies for each session: Bibles (full-size, small, and handheld), Allergy Alert, Big Picture Card, construction paper, tape (clear, duct, and painter's), copy paper, large crayons, scissors (adult use), glue sticks, beanbag, foam or cardboard blocks, play dough, paper cups, napkins, snacks



BABIES ACTIVITIES

Learning activities

- ☐ Bible Story Poster
- ☐ Key Passage Phrase Card

Squish and find

- ☐ hair gel
- ☐ toy
- ☐ ziplock bag

Make faces

- ☐ horseshoe-shaped pillows
- ☐ nonbreakable mirrors (optional)



TODDLER ACTIVITIES

Learning activities

- ☐ Bible Story Poster

Circle time

- ☐ Bible Story Poster
- ☐ Key Passage Phrase Card

Color coins

- ☐ 3-inch cardstock circles
- ☐ stickers or crayons
- ☐ small paper bags
- ☐ Key Passage Phrase Card

Identify faces

- ☐ "Faces" printable

Dump and sort coins

- ☐ large play coins or buttons
- ☐ small bucket or box

Move items

- ☐ strips of leather or rope
- ☐ toy sheep and oxen
- ☐ dollhouse-size table or small box
- ☐ bag of play coins



BONUS TEACHING HOUR

Transition activity: Find coins

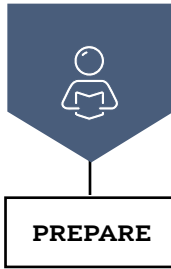
- ☐ large play coins
- ☐ bin
- ☐ shredded paper

Free farm animals

- ☐ toy farm animals

Make sensory bags

- ☐ hair gel
- ☐ ziplock bag
- ☐ toy coins, 3
- ☐ food color



PRIOR TO TEACH THE SESSION

GATHER Supplies

Standard supplies for each session: Bibles (full-size, small, and handheld), Allergy Alert, Big Picture Card, construction paper, tape (clear, duct, and painter's), copy paper, large crayons, scissors (adult use), glue sticks, beanbag, foam or cardboard blocks, play dough, paper cups, napkins, snacks



BABIES ACTIVITIES

Learning activities

- ☐ Bible Story Poster
- ☐ Key Passage Phrase Card

Sing a song

- ☐ pillows and blankets

Stick stars

- ☐ high chairs
- ☐ dark-colored paper
- ☐ adhesive foam stars

Look at stars

- ☐ glow-in-the-dark stars
- ☐ horseshoe-shaped pillows



TODDLER ACTIVITIES

Learning activities

- ☐ Bible Story Poster

Circle time

- ☐ Bible Story Poster
- ☐ Key Passage Phrase Card

Add stars to the sky

- ☐ dark sheet of construction paper
- ☐ star stickers (or white paint daubers)

Raise up the cross

- ☐ dowel
- ☐ cardboard

Find the stars

- ☐ plastic or cardstock stars



BONUS TEACHING HOUR

Make a meal

- ☐ toy food and dishes
- ☐ age-appropriate toy first aid kit

Show day or night

- ☐ books with daytime and nighttime pictures (putting on pajamas, brushing teeth, eating breakfast, playing outside, and so forth)



PRIOR TO TEACH THE SESSION

GATHER Supplies

Standard supplies for each session: Bibles (full-size, small, and handheld), Allergy Alert, Big Picture Card, construction paper, tape (clear, duct, and painter's), copy paper, large crayons, scissors (adult use), glue sticks, beanbag, foam or cardboard blocks, play dough, paper cups, napkins, snacks



BABIES ACTIVITIES

Learning activities

- ☐ Bible Story Poster
- ☐ Key Passage Phrase Card

Announce toys

- ☐ horseshoe-shaped pillows
- ☐ toys from the room

Explore water

- ☐ bin
- ☐ water
- ☐ towel
- ☐ toy people figures



TODDLER ACTIVITIES

Learning activities

- ☐ Bible Story Poster

Circle time

- ☐ Bible Story Poster
- ☐ Key Passage Phrase Card

Add stickers

- ☐ large sheet of paper
- ☐ smiley face stickers

Demonstrate a wedding

- ☐ wedding photo
- ☐ people figures

Create a simple obstacle course

- ☐ items from around the room
- ☐ pool noodle (optional)

Play out the Bible story

- ☐ bin
- ☐ water
- ☐ towel
- ☐ toy people figures



BONUS TEACHING HOUR

Transition activity: Color a river

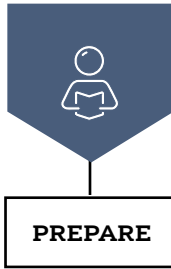
- ☐ large sheet of butcher paper

Show the story

- ☐ toy people figures
- ☐ blue tablecloth or sheet

Build a river

- ☐ blue tablecloth or sheet



PRIOR TO TEACH THE SESSION

GATHER Supplies

Standard supplies for each session: Bibles (full-size, small, and handheld), Allergy Alert, Big Picture Card, construction paper, tape (clear, duct, and painter's), copy paper, large crayons, scissors (adult use), glue sticks, beanbag, foam or cardboard blocks, play dough, paper cups, napkins, snacks



BABIES ACTIVITIES

Learning activities

- ☐ Bible Story Poster
- ☐ Key Passage Phrase Card

Travel and sit down

- ☐ horseshoe-shaped pillows
- ☐ Bible Story Poster

Stack cups

- ☐ horseshoe-shaped pillows
- ☐ plastic cups



TODDLER ACTIVITIES

Learning activities

- ☐ Bible Story Poster

Circle time

- ☐ Bible Story Poster
- ☐ Key Passage Phrase Card

Decorate cups

- ☐ Key Passage Phrase Card
- ☐ plastic cups
- ☐ stickers

Toss beanbags

- ☐ bucket
- ☐ beanbags

Pour water

- ☐ bin
- ☐ water
- ☐ towel
- ☐ ladles and small cups



BONUS TEACHING HOUR

Transition activity: Freeze and shout

- ☐ upbeat worship music
- ☐ electronic device

Press the play dough

- ☐ blue play dough
- ☐ cups or small bowls

Find and work a puzzle

- ☐ Bible Story Poster on heavyweight paper
- ☐ plastic cups