

PRIOR TO TEACH THE SESSION

GATHER Supplies

Standard supplies for each session: Bibles (full-size, small, and handheld), Allergy Alert, Big Picture Card, construction paper, tape (clear, duct, and painter's), copy paper, large crayons, scissors (adult use), glue sticks, beanbag, foam or cardboard blocks, play dough, paper cups, napkins, snacks



BABIES ACTIVITIES

Learning activities

- ☐ Bible Story Picture Poster
- ☐ Key Passage Phrase Card

Taken from the temple

- ☐ toy foods (such as fruits and vegetables), large pom-poms, or other lightweight items
- ☐ tape or clear contact plastic

Pretend to eat

- ☐ toy foods, utensils, and plates and bowls



TODDLER ACTIVITIES

Learning activities

- ☐ Bible Story Picture Poster

Circle time

- ☐ Bible Story Picture Poster
- ☐ Key Passage Phrase Card

Show and tell special things

- ☐ glitter crayons, glitter glue, and other decorating supplies

Sing to a familiar tune

- ☐ toy musical instruments

Match the foods

- ☐ toy vegetables



BONUS TEACHING HOUR

Fill your plate

- ☐ paper plates
- ☐ food-themed stickers

Play "Food or Not Food"

- ☐ toy objects, toy foods, or display pictures of food and non-food items from books in the room



PRIOR TO TEACH THE SESSION

GATHER Supplies

Standard supplies for each session: Bibles (full-size, small, and handheld), Allergy Alert, Big Picture Card, construction paper, tape (clear, duct, and painter's), copy paper, large crayons, scissors (adult use), glue sticks, beanbag, foam or cardboard blocks, play dough, paper cups, napkins, snacks



BABIES ACTIVITIES

Learning activities

- ☐ Bible Story Picture Poster
- ☐ Key Passage Phrase Card

Paint the music

- ☐ "Music Staff" printable
- ☐ high chairs
- ☐ painting smock
- ☐ washable paint
- ☐ paper plate
- ☐ colorful circle stickers (optional)

Wiggle and worship

- ☐ horseshoe-shaped pillows
- ☐ upbeat worship music
- ☐ electronic device
- ☐ toy instruments or toy utensils and pots and pans
- ☐ silk scarves in fire colors



TODDLER ACTIVITIES

Learning activities

- ☐ Bible Story Picture Poster

Circle time

- ☐ Bible Story Picture Poster
- ☐ Key Passage Phrase Card

Three friends craft

- ☐ "Three Friends Craft" printable (one per toddler)
- ☐ red, orange, and yellow tissue paper pieces

Keep us safe

- ☐ books from around the room with images of things that keep us safe in them



BONUS TEACHING HOUR

Make a "Praise God!" poster

- ☐ large piece of paper



PRIOR TO TEACH THE SESSION

GATHER Supplies

Standard supplies for each session: Bibles (full-size, small, and handheld), Allergy Alert, Big Picture Card, construction paper, tape (clear, duct, and painter's), copy paper, large crayons, scissors (adult use), glue sticks, beanbag, foam or cardboard blocks, play dough, paper cups, napkins, snacks



BABIES ACTIVITIES

Learning activities

- ☐ Bible Story Picture Poster
- ☐ Key Passage Phrase Card

Read and respond

- ☐ horseshoe-shaped pillows

Feel the fur

- ☐ horseshoe-shaped pillows
- ☐ Bible Story Picture Poster
- ☐ soft fur or other sensory fabrics



TODDLER ACTIVITIES

Learning activities

- ☐ Bible Story Picture Poster

Circle time

- ☐ Bible Story Picture Poster
- ☐ Key Passage Phrase Card

Find the big cats

- ☐ "Animals" printable
- ☐ large sheet of paper

Tap the lion

- ☐ "Animals" printable
- ☐ string (optional)



BONUS TEACHING HOUR

Transition activity: Decorate the hearts

- ☐ animal stickers

Open and close to find the picture

- ☐ Bible Story Picture Poster
- ☐ items such as cabinet doors, cardboard boxes, or books found in the room



PRIOR TO TEACH THE SESSION

GATHER Supplies

Standard supplies for each session: Bibles (full-size, small, and handheld), Allergy Alert, Big Picture Card, construction paper, tape (clear, duct, and painter's), copy paper, large crayons, scissors (adult use), glue sticks, beanbag, foam or cardboard blocks, play dough, paper cups, napkins, snacks



BABIES ACTIVITIES

Learning activities

- ☐ Bible Story Picture Poster
- ☐ Key Passage Phrase Card

Pat the phrase

- ☐ large ziplock bag
- ☐ washable paint
- ☐ horseshoe-shaped pillows

Sing and sleep

- ☐ blankets and pillows



TODDLER ACTIVITIES

Learning activities

- ☐ Bible Story Picture Poster

Circle time

- ☐ Bible Story Picture Poster
- ☐ Key Passage Phrase Card

Draw animals

- ☐ blue tissue paper

Show how we care

- ☐ items we care for (baby dolls, toy animals, and so forth)

Touch and guess

- ☐ large gift bag
- ☐ Bible-story related items in the bag (four animals, blue scarf, cotton or wool-like material, and so forth)



BONUS TEACHING HOUR

Sing a familiar song

- ☐ electronic device

Fill the letters

- ☐ cotton balls

Scoop out the animals

- ☐ various types of plastic animals
- ☐ shallow container or bin
- ☐ water
- ☐ shovels or cups
- ☐ towel



PRIOR TO TEACH THE SESSION

GATHER Supplies

Standard supplies for each session: Bibles (full-size, small, and handheld), Allergy Alert, Big Picture Card, construction paper, tape (clear, duct, and painter's), copy paper, large crayons, scissors (adult use), glue sticks, beanbag, foam or cardboard blocks, play dough, paper cups, napkins, snacks



BABIES ACTIVITIES

Learning activities

- ☐ Bible Story Picture Poster
- ☐ Key Passage Phrase Card

Fill the box

- ☐ horseshoe-shaped pillows
- ☐ pre-wrapped cardboard box
- ☐ items such as plastic animals, a silver ball created from aluminum foil, and a gold-colored ball

Build and rebuild

- ☐ Bible Story Picture Poster
- ☐ shoe boxes, 2
- ☐ upbeat worship music
- ☐ electronic device



TODDLER ACTIVITIES

Learning activities

- ☐ Bible Story Picture Poster

Circle time

- ☐ Bible Story Picture Poster
- ☐ Key Passage Phrase Card

Build a house

- ☐ foam sheets
- ☐ water

Flip the face

- ☐ paper plates

Talk about tools

- ☐ toy tool kit (including a toy hammer, building blocks, and plastic screws)



BONUS TEACHING HOUR

Trace a promise house

- ☐ cotton balls

Celebrate!

- ☐ upbeat worship music
- ☐ electronic device
- ☐ scarves
- ☐ toy instruments



PRIOR TO TEACH THE SESSION

GATHER Supplies

Standard supplies for each session: Bibles (full-size, small, and handheld), Allergy Alert, Big Picture Card, construction paper, tape (clear, duct, and painter's), copy paper, large crayons, scissors (adult use), glue sticks, beanbag, foam or cardboard blocks, play dough, paper cups, napkins, snacks



BABIES ACTIVITIES

Learning activities

- ☐ Bible Story Picture Poster
- ☐ Key Passage Phrase Card

Shape the temple

- ☐ horseshoe-shaped pillows
- ☐ large foam shape cutouts

Stop and go

- ☐ horseshoe-shaped pillows



TODDLER ACTIVITIES

Learning activities

- ☐ Bible Story Picture Poster

Circle time

- ☐ Bible Story Picture Poster
- ☐ Key Passage Phrase Card

Make a stop-and-go sign

- ☐ black, red, and green construction paper

Carry a message

- ☐ strips of green and red construction paper

Find the money

- ☐ plastic cups, 5
- ☐ play money coins

Show a buildings

- ☐ "Temples and Homes" printable



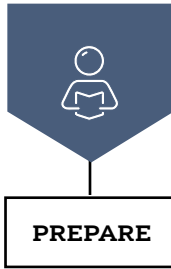
BONUS TEACHING HOUR

Build and stop

- ☐ soft worship music
- ☐ electronic device

Make a party paper

- ☐ cardboard tubes, ribbon curls, stickers, adhesive bows, pom-poms, and other decorating supplies



PRIOR TO TEACH THE SESSION

GATHER Supplies

Standard supplies for each session: Bibles (full-size, small, and handheld), Allergy Alert, Big Picture Card, construction paper, tape (clear, duct, and painter's), copy paper, large crayons, scissors (adult use), glue sticks, beanbag, foam or cardboard blocks, play dough, paper cups, napkins, snacks



BABIES ACTIVITIES

Learning activities

- ☐ Bible Story Picture Poster
- ☐ Key Passage Phrase Card

Follow the eight

- ☐ large piece of cardboard
- ☐ wide painter's tape (optional)

Touch and feel

- ☐ pieces of fabric such as fur, cotton, leather, and silk



TODDLER ACTIVITIES

Learning activities

- ☐ Bible Story Picture Poster

Circle time

- ☐ Bible Story Picture Poster
- ☐ Key Passage Phrase Card

Play "I Spot a ..."

- ☐ "Visions" printable

Explore day and night

- ☐ paper or dry erase board and marker



BONUS TEACHING HOUR

Transition activity: Play "What Comes Next?"

- ☐ index cards

Pop up to the Bible story

- ☐ "Visions" printable

Sort and count

- ☐ "Visions" printable



PRIOR TO TEACH THE SESSION

GATHER Supplies

Standard supplies for each session: Bibles (full-size, small, and handheld), Allergy Alert, Big Picture Card, construction paper, tape (clear, duct, and painter's), copy paper, large crayons, scissors (adult use), glue sticks, beanbag, foam or cardboard blocks, play dough, paper cups, napkins, snacks



BABIES ACTIVITIES

Learning activities

- ☐ Bible Story Picture Poster
- ☐ Key Passage Phrase Card

Build a crown

- ☐ horseshoe-shaped pillows
- ☐ paper plates
- ☐ different-shaped foam blocks

Help a ball

- ☐ horseshoe-shaped pillows
- ☐ balls, 2
- ☐ laundry basket



TODDLER ACTIVITIES

Learning activities

- ☐ Bible Story Picture Poster

Circle time

- ☐ Bible Story Picture Poster
- ☐ Key Passage Phrase Card

Decorate a crown

- ☐ cardstock paper
- ☐ dot markers
- ☐ adhesive gems

Whisper secrets

- ☐ pool noodles

Make a prayer call

- ☐ phone

Find the stars

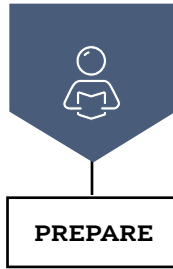
- ☐ star cutouts, 2
- ☐ globe or world map
- ☐ star-shaped sticky notes (optional)



BONUS TEACHING HOUR

Stack the good and the bad

- ☐ red and green foam blocks



PRIOR TO TEACH THE SESSION

GATHER Supplies

Standard supplies for each session: Bibles (full-size, small, and handheld), Allergy Alert, Big Picture Card, construction paper, tape (clear, duct, and painter's), copy paper, large crayons, scissors (adult use), glue sticks, beanbag, foam or cardboard blocks, play dough, paper cups, napkins, snacks



BABIES ACTIVITIES

Learning activities

- ☐ Bible Story Picture Poster
- ☐ Key Passage Phrase Card

Explore textures

- ☐ horseshoe-shaped pillows
- ☐ sandpaper
- ☐ large, smooth, heavy rock
- ☐ large wooden block

Climb the wall

- ☐ horseshoe-shaped pillows



TODDLER ACTIVITIES

Learning activities

- ☐ Bible Story Picture Poster

Circle time

- ☐ Bible Story Picture Poster
- ☐ Key Passage Phrase Card

Play pretend

- ☐ play construction-worker clothes, helmets, and tools

Count the beats

- ☐ cardboard tubes

Repair the wall

- ☐ clear contact plastic
- ☐ stone-colored paper
- ☐ paper scraps
- ☐ baskets or bins

Build with stones

- ☐ air-dry clay
- ☐ paper plates
- ☐ plastic spoons
- ☐ large, smooth stones



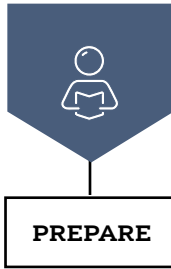
BONUS TEACHING HOUR

Patch the walls

- ☐ stone colored paper
- ☐ hole punch
- ☐ dot stickers

Keep the city safe

- ☐ hula hoop



PRIOR TO TEACH THE SESSION

GATHER Supplies

Standard supplies for each session: Bibles (full-size, small, and handheld), Allergy Alert, Big Picture Card, construction paper, tape (clear, duct, and painter's), copy paper, large crayons, scissors (adult use), glue sticks, beanbag, foam or cardboard blocks, play dough, paper cups, napkins, snacks



BABIES ACTIVITIES

Learning activities

- ☐ Bible Story Picture Poster
- ☐ Key Passage Phrase Card

Unroll the scrolls

- ☐ Bible Story Picture Poster
- ☐ foam sheets
- ☐ rubber bands (optional)
- ☐ horseshoe-shaped pillows



TODDLER ACTIVITIES

Learning activities

- ☐ Bible Story Picture Poster

Circle time

- ☐ Bible Story Picture Poster
- ☐ Key Passage Phrase Card

Paint with water

- ☐ non-washable marker
- ☐ white, absorbent paper towel
- ☐ water
- ☐ paintbrushes

Roll scrolls

- ☐ large sheets of foam or felt
- ☐ Key Passage Phrase Card

Set up tents

- ☐ tables
- ☐ fitted bed sheets
- ☐ play food



BONUS TEACHING HOUR

Transition activity: Find Bibles

- ☐ Key Passage Phrase Cards

Make scrolls

- ☐ brown sheets of paper
- ☐ washable ink pads
- ☐ letter stamps

Prepare a feast

- ☐ tablecloth
- ☐ toy plates
- ☐ toy utensils
- ☐ play food (optional)



PRIOR TO TEACH THE SESSION

GATHER Supplies

Standard supplies for each session: Bibles (full-size, small, and handheld), Allergy Alert, Big Picture Card, construction paper, tape (clear, duct, and painter's), copy paper, large crayons, scissors (adult use), glue sticks, beanbag, foam or cardboard blocks, play dough, paper cups, napkins, snacks



BABIES ACTIVITIES

Learning activities

- ☐ Bible Story Picture Poster
- ☐ Key Passage Phrase Card

Stamp a heart

- ☐ colorful, washable ink pad
- ☐ permanent marker

Celebrate God

- ☐ upbeat worship music
- ☐ electronic device
- ☐ maracas or other toy musical instruments



TODDLER ACTIVITIES

Learning activities

- ☐ Bible Story Picture Poster

Circle time

- ☐ Bible Story Picture Poster
- ☐ Key Passage Phrase Card

Make salt art

- ☐ tray or the lid of a cardboard box
- ☐ spice jar filled with coarse salt

Create a prayer pocket

- ☐ paper plate cut in half (two halves per toddler)
- ☐ stapler with staples (adult use only)



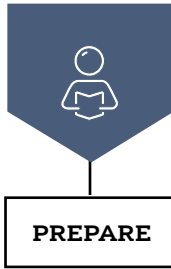
BONUS TEACHING HOUR

Sing and move

- ☐ upbeat worship music
- ☐ electronic device
- ☐ musical instruments
- ☐ scarves or silks

Follow tape

- ☐ colorful painter's tape



PRIOR TO TEACH THE SESSION

GATHER Supplies

Standard supplies for each session: Bibles (full-size, small, and handheld), Allergy Alert, Big Picture Card, construction paper, tape (clear, duct, and painter's), copy paper, large crayons, scissors (adult use), glue sticks, beanbag, foam or cardboard blocks, play dough, paper cups, napkins, snacks



BABIES ACTIVITIES

Learning activities

- ☐ Bible Story Picture Poster
- ☐ Key Passage Phrase Card

Play peekaboo

- ☐ soft scarves

Clap and cheer for Jesus

- ☐ horseshoe-shaped pillows



TODDLER ACTIVITIES

Learning activities

- ☐ Bible Story Picture Poster

Circle time

- ☐ Bible Story Picture Poster
- ☐ Key Passage Phrase Card

Play with animals

- ☐ toy calves

Match numbers

- ☐ large plastic interlocking blocks
- ☐ index cards

Locate Israel

- ☐ large Bible-times map
- ☐ star-shaped sticky note
- ☐ people figures
- ☐ toy boats



BONUS TEACHING HOUR

Transition activity: Jump and freeze

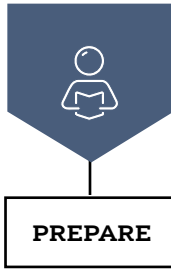
- ☐ upbeat worship music
- ☐ electronic device

Deliver a message

- ☐ Bible Story Picture Poster

Glue heart puzzles

- ☐ large paper hearts cut into four sections



PRIOR TO TEACH THE SESSION

GATHER Supplies

Standard supplies for each session: Bibles (full-size, small, and handheld), Allergy Alert, Big Picture Card, construction paper, tape (clear, duct, and painter's), copy paper, large crayons, scissors (adult use), glue sticks, beanbag, foam or cardboard blocks, play dough, paper cups, napkins, snacks



BABIES ACTIVITIES

Learning activities

- ☐ Bible Story Picture Poster
- ☐ Key Passage Phrase Card

Look at reflections

- ☐ horseshoe-shaped pillows
- ☐ non-breakable mirrors

Flip the hearts

- ☐ heart-shaped cookie cutters
- ☐ foam sheets
- ☐ non-breakable mirrors (optional)



TODDLER ACTIVITIES

Learning activities

- ☐ Bible Story Picture Poster

Circle time

- ☐ Bible Story Picture Poster
- ☐ Key Passage Phrase Card

Prepare for a baby

- ☐ baby supplies (empty bottles, blankets, toys, and so forth)
- ☐ backpacks or bags

Catch the ball

- ☐ foam or table tennis ball
- ☐ sturdy, plastic cups

Stick and sort ages

- ☐ "Sort Ages" printable, 2



BONUS TEACHING HOUR

Transition activity: Toss and shout

- ☐ inflatable beach ball

Rock babies

- ☐ baby dolls
- ☐ doll blankets
- ☐ instrumental worship music (optional)
- ☐ electronic device (optional)

Spell a name

- ☐ sticky notes