



PRIOR TO TEACH THE SESSION

GATHER Supplies

Standard supplies for each session: Bibles (full-size, small, and handheld), Allergy Alert, Big Picture Card, construction paper, tape (clear, duct, and painter's), copy paper, large crayons, scissors (adult use), glue sticks, beanbag, foam or cardboard blocks, play dough, paper cups, napkins, snacks



BABIES ACTIVITIES

Learning activities

- ☐ Bible Story Picture Poster
- ☐ Key Passage Phrase Card

Try on crowns

- ☐ toy crowns
- ☐ horseshoe-shaped pillows

Make a good choice

- ☐ sticky notes
- ☐ horseshoe-shaped pillows
- ☐ Bible Story Picture Poster



TODDLER ACTIVITIES

Learning activities

- ☐ Bible Story Picture Poster

Circle time

- ☐ Bible Story Picture Poster
- ☐ Key Passage Phrase Card

Pair up

- ☐ Bible Story Picture Poster
- ☐ magnifying glasses

Paint a divided page

- ☐ dot markers

Find a crown

- ☐ plastic container
- ☐ shredded paper
- ☐ toy crowns, 2
- ☐ scoops

Tear in two

- ☐ brass fastener
- ☐ Bible Story Picture Poster



BONUS TEACHING HOUR

Transition activity: Help a friend

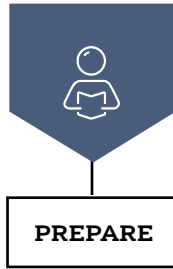
- ☐ toys in the room (building blocks, toy cooking items, paper and crayons, and so forth)

Be a king or queen

- ☐ capes and crowns
- ☐ Bible Story Picture Poster

Crown the king

- ☐ "Crown" printable



PRIOR TO TEACH THE SESSION

GATHER Supplies

Standard supplies for each session: Bibles (full-size, small, and handheld), Allergy Alert, Big Picture Card, construction paper, tape (clear, duct, and painter's), copy paper, large crayons, scissors (adult use), glue sticks, beanbag, foam or cardboard blocks, play dough, paper cups, napkins, snacks



BABIES ACTIVITIES

Learning activities

- ☐ Bible Story Picture Poster
- ☐ Key Passage Phrase Card

Worship with instruments

- ☐ maracas or drums
- ☐ horseshoe-shaped pillows
- ☐ worship music
- ☐ electronic device

Play an opposite game

- ☐ horseshoe-shaped pillows



TODDLER ACTIVITIES

Learning activities

- ☐ Bible Story Picture Poster

Circle time

- ☐ Bible Story Picture Poster
- ☐ Key Passage Phrase Card

Find a hidden message

- ☐ "Temple Picture" printable
- ☐ toy vehicles

Worship together

- ☐ scarves or ribbons
- ☐ maracas, bells, or any other instrument
- ☐ worship music
- ☐ electronic device

Roll a ball

- ☐ playground ball

Wipe away "sin"

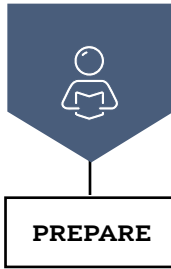
- ☐ dry erase board, marker, and eraser



BONUS TEACHING HOUR

Create a cow

- ☐ paper cups
- ☐ pink chenille stem pieces, 2
- ☐ adhesive googly eyes
- ☐ dot markers



PRIOR TO TEACH THE SESSION

GATHER Supplies

Standard supplies for each session: Bibles (full-size, small, and handheld), Allergy Alert, Big Picture Card, construction paper, tape (clear, duct, and painter's), copy paper, large crayons, scissors (adult use), glue sticks, beanbag, foam or cardboard blocks, play dough, paper cups, napkins, snacks



BABIES ACTIVITIES

Learning activities

- ☐ Bible Story Picture Poster
- ☐ Key Passage Phrase Card

Sing a song

- ☐ age-appropriate instruments (drums, maracas, bells)

Touch the heart

- ☐ sheet protectors

Talk to God

- ☐ horseshoe-shaped pillows
- ☐ Bible Story Picture Poster



TODDLER ACTIVITIES

Learning activities

- ☐ Bible Story Picture Poster

Circle time

- ☐ Bible Story Picture Poster
- ☐ Key Passage Phrase Card

Create fiery art

- ☐ brown or gray pom-poms
- ☐ red, orange, and yellow tissue paper squares
- ☐ Bible Story Picture Poster

Explore water

- ☐ large plastic bin
- ☐ water
- ☐ towel
- ☐ toy spoons, shovels, cups, colanders, and so forth
- ☐ Bible Story Picture Poster

Play with a sheet

- ☐ large bed sheet



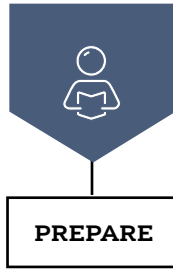
BONUS TEACHING HOUR

Transition activity: Build with blocks

- ☐ Bible Story Picture Poster
- ☐ gray construction paper (optional)
- ☐ red, orange, and yellow tissue paper (optional)

Build a fire

- ☐ brown paper bags
- ☐ red, yellow, and orange tissue paper pieces
- ☐ Key Passage Phrase Card, 1 per toddler



PRIOR TO TEACH THE SESSION

GATHER Supplies

Standard supplies for each session: Bibles (full-size, small, and handheld), Allergy Alert, Big Picture Card, construction paper, tape (clear, duct, and painter's), copy paper, large crayons, scissors (adult use), glue sticks, beanbag, foam or cardboard blocks, play dough, paper cups, napkins, snacks



BABIES ACTIVITIES

Learning activities

- ☐ Bible Story Picture Poster
- ☐ Key Passage Phrase Card

Sing a song

- ☐ age-appropriate instruments (drums, maracas, bells, and so forth)

Build a mountain

- ☐ horseshoe-shaped pillows
- ☐ soft foam blocks or paper cups

Whisper the message

- ☐ horseshoe-shaped pillows



TODDLER ACTIVITIES

Learning activities

- ☐ Bible Story Picture Poster

Circle time

- ☐ Bible Story Picture Poster
- ☐ Key Passage Phrase Card

Deliver a message

- ☐ envelopes
- ☐ box

Build a mountain

- ☐ foam blocks or crumpled pieces of paper
- ☐ people figures

Listen to directions

- ☐ worship music
- ☐ electronic device

Decorate a cross

- ☐ colorful tissue paper squares



BONUS TEACHING HOUR

Transition activity: Make play dough mountains

- ☐ play dough
- ☐ Bible Story Picture Poster
- ☐ people figures

Sing the Scripture

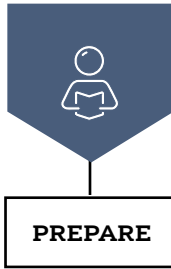
- ☐ musical instruments

Bring a message

- ☐ heavyweight paper
- ☐ stickers and markers

Make a mountain

- ☐ craft sticks
- ☐ stickers



PRIOR TO TEACH THE SESSION

GATHER Supplies

Standard supplies for each session: Bibles (full-size, small, and handheld), Allergy Alert, Big Picture Card, construction paper, tape (clear, duct, and painter's), copy paper, large crayons, scissors (adult use), glue sticks, beanbag, foam or cardboard blocks, play dough, paper cups, napkins, snacks



BABIES ACTIVITIES

Learning activities

- ☐ Bible Story Picture Poster
- ☐ Key Passage Phrase Card

Feel the robe in the water

- ☐ horseshoe-shaped pillows
- ☐ painting smock
- ☐ bin
- ☐ water
- ☐ small pieces of fabric

Ride the chariot

- ☐ small toy pull-along wagons or boxes with strings attached
- ☐ people figures



TODDLER ACTIVITIES

Learning activities

- ☐ Bible Story Picture Poster

Circle time

- ☐ Bible Story Picture Poster
- ☐ Key Passage Phrase Card

Ride the chariot

- ☐ large cardboard box
- ☐ images of Bible-times chariots
- ☐ markers (optional)

Fill the jars

- ☐ towels
- ☐ bins
- ☐ different-size cups and jars

Dip and stick the story

- ☐ shallow bin
- ☐ water
- ☐ foam sheet cutouts in shapes of images from the Bible story (a heart, a water droplet, a robe, a jar, the number seven, and so forth)

Make a water craft

- ☐ blue tissue paper strips
- ☐ Bible Story Picture Poster, 1 per toddler



BONUS TEACHING HOUR

Transition activity: Part the pepper

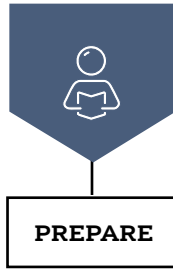
- ☐ clear bowls
- ☐ water
- ☐ pepper
- ☐ liquid dish soap
- ☐ paper towels

Wash in the river

- ☐ sheet protector
- ☐ dry erase marker
- ☐ tissue

Stack the jars

- ☐ clear, plastic jars (several)



PRIOR TO TEACH THE SESSION

GATHER Supplies

Standard supplies for each session: Bibles (full-size, small, and handheld), Allergy Alert, Big Picture Card, construction paper, tape (clear, duct, and painter's), copy paper, large crayons, scissors (adult use), glue sticks, beanbag, foam or cardboard blocks, play dough, paper cups, napkins, snacks



BABIES ACTIVITIES

Learning activities

- ☐ Bible Story Picture Poster
- ☐ Key Passage Phrase Card

Find the fish

- ☐ blue butcher paper or a blue shower curtain (optional)
- ☐ horseshoe-shaped pillows

Listen and follow

- ☐ horseshoe-shaped pillows
- ☐ noisemaker items (jingle bells in a brown bag, a bottle of water, crinkle paper, and so forth)



TODDLER ACTIVITIES

Learning activities

- ☐ Bible Story Picture Poster

Circle time

- ☐ Bible Story Picture Poster
- ☐ Key Passage Phrase Card

Count to three

- ☐ various objects in threes from around the room (three cups, three toys, three crayons, and so forth)

Eat fish crackers

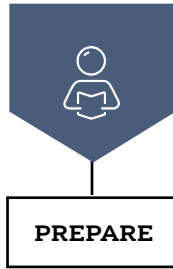
- ☐ paper plates
- ☐ fish-shaped crackers



BONUS TEACHING HOUR

Paint a sea

- ☐ painting smocks
- ☐ paintbrush
- ☐ blue washable paint



PRIOR TO TEACH THE SESSION

GATHER Supplies

Standard supplies for each session: Bibles (full-size, small, and handheld), Allergy Alert, Big Picture Card, construction paper, tape (clear, duct, and painter's), copy paper, large crayons, scissors (adult use), glue sticks, beanbag, foam or cardboard blocks, play dough, paper cups, napkins, snacks



BABIES ACTIVITIES

Learning activities

- ☐ Bible Story Picture Poster
- ☐ Key Passage Phrase Card

Find the heart

- ☐ blanket, towel, or fabric pieces
- ☐ horseshoe-shaped pillows

Make happy and sad faces

- ☐ horseshoe-shaped pillows
- ☐ non-breakable mirrors



TODDLER ACTIVITIES

Learning activities

- ☐ Bible Story Picture Poster

Circle time

- ☐ Bible Story Picture Poster
- ☐ Key Passage Phrase Card

Find a friend

- ☐ upbeat worship music
- ☐ electronic device

Make a heart craft

- ☐ aluminum foil



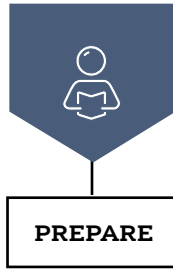
BONUS TEACHING HOUR

Remember God's love

- ☐ heart-shaped papers cut in half

Find pairs

- ☐ strips of different-colored paper



PRIOR TO TEACH THE SESSION

GATHER Supplies

Standard supplies for each session: Bibles (full-size, small, and handheld), Allergy Alert, Big Picture Card, construction paper, tape (clear, duct, and painter's), copy paper, large crayons, scissors (adult use), glue sticks, beanbag, foam or cardboard blocks, play dough, paper cups, napkins, snacks



BABIES ACTIVITIES

Learning activities

- ☐ Bible Story Picture Poster
- ☐ Key Passage Phrase Card

Wear the crown

- ☐ horseshoe-shaped pillows
- ☐ toy crown

Roll the ball

- ☐ soft playground ball
- ☐ horseshoe-shaped pillows



TODDLER ACTIVITIES

Learning activities

- ☐ Bible Story Picture Poster

Circle time

- ☐ Bible Story Picture Poster
- ☐ Key Passage Phrase Card

Remember and find the color

- ☐ colorful paper

Make a crown

- ☐ strip of paper
- ☐ jewel-shape stickers (optional)



BONUS TEACHING HOUR

Transition activity: Walk to Assyria

- ☐ map that shows Assyria and Israel

Follow the dots

- ☐ dot stickers



PRIOR TO TEACH THE SESSION

GATHER Supplies

Standard supplies for each session: Bibles (full-size, small, and handheld), Allergy Alert, Big Picture Card, construction paper, tape (clear, duct, and painter's), copy paper, large crayons, scissors (adult use), glue sticks, beanbag, foam or cardboard blocks, play dough, paper cups, napkins, snacks



BABIES ACTIVITIES

Learning activities

- ☐ Bible Story Picture Poster
- ☐ Key Passage Phrase Card

Uncover the Bible

- ☐ horseshoe-shaped pillows
- ☐ Bible storybook
- ☐ blanket

Identify helpers

- ☐ "Helpers" printable
- ☐ crawling mat
- ☐ horseshoe-shaped pillows



TODDLER ACTIVITIES

Learning activities

- ☐ Bible Story Picture Poster

Circle time

- ☐ Bible Story Picture Poster
- ☐ Key Passage Phrase Card

Stick crowns on paper

- ☐ sticker

Find the Bible

- ☐ Bible storybooks

Count to eight

- ☐ Bible Story Picture Poster

Clean the room

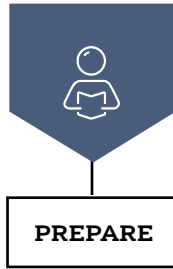
- ☐ spray bottle
- ☐ water
- ☐ clean cloth or small sponge



BONUS TEACHING HOUR

Draw lines

- ☐ tray
- ☐ sand or flour
- ☐ tablecloth



PRIOR TO TEACH THE SESSION

GATHER Supplies

Standard supplies for each session: Bibles (full-size, small, and handheld), Allergy Alert, Big Picture Card, construction paper, tape (clear, duct, and painter's), copy paper, large crayons, scissors (adult use), glue sticks, beanbag, foam or cardboard blocks, play dough, paper cups, napkins, snacks



BABIES ACTIVITIES

Learning activities

- ☐ Bible Story Picture Poster
- ☐ Key Passage Phrase Card

Make faces

- ☐ horseshoe-shaped pillows
- ☐ non-breakable mirrors

Make faces

- ☐ strollers



TODDLER ACTIVITIES

Learning activities

- ☐ Bible Story Picture Poster

Circle time

- ☐ Bible Story Picture Poster
- ☐ Key Passage Phrase Card

Paint the prophets

- ☐ dot markers

Shake eggs

- ☐ egg shaker

Play with a nativity set

- ☐ toddler-safe nativity set



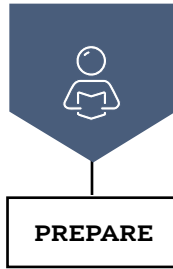
BONUS TEACHING HOUR

Cover your face

- ☐ precut paper hands (optional)
- ☐ glue sticks (optional)

Play with baby dolls

- ☐ baby dolls
- ☐ toy bottles, blankets, clothing, and so forth



PRIOR TO TEACH THE SESSION

GATHER Supplies

Standard supplies for each session: Bibles (full-size, small, and handheld), Allergy Alert, Big Picture Card, construction paper, tape (clear, duct, and painter's), copy paper, large crayons, scissors (adult use), glue sticks, beanbag, foam or cardboard blocks, play dough, paper cups, napkins, snacks



BABIES ACTIVITIES

Learning activities

- ☐ Bible Story Picture Poster
- ☐ Key Passage Phrase Card

Make fingerprint art

- ☐ painting smocks
- ☐ high chairs
- ☐ washable green finger paint
- ☐ baby wipes

Help each other

- ☐ blocks or other soft toys



TODDLER ACTIVITIES

Learning activities

- ☐ Bible Story Picture Poster

Circle time

- ☐ Bible Story Picture Poster
- ☐ Key Passage Phrase Card

Paint trees

- ☐ green dot markers or chunky green crayons

Build a tower

- ☐ plastic cups

Care for sheep

- ☐ toy barn and animals, including sheep

Touch trees

- ☐ "Tree Pictures" printable
- ☐ real leaves, pieces of bark, and non-sharp branches
- ☐ magnifying glasses (optional)



BONUS TEACHING HOUR

Move like trees

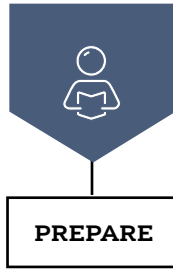
- ☐ lyrical worship music
- ☐ electronic device

Paint hearts

- ☐ white construction paper
- ☐ wax paper or parchment paper
- ☐ washable paint
- ☐ foam paintbrush or dot markers

Pet sheep

- ☐ "Sheep" printable
- ☐ wooly or furry fabric



PRIOR TO TEACH THE SESSION

GATHER Supplies

Standard supplies for each session: Bibles (full-size, small, and handheld), Allergy Alert, Big Picture Card, construction paper, tape (clear, duct, and painter's), copy paper, large crayons, scissors (adult use), glue sticks, beanbag, foam or cardboard blocks, play dough, paper cups, napkins, snacks



BABIES ACTIVITIES

Learning activities

- ☐ Bible Story Picture Poster
- ☐ Key Passage Phrase Card

Play with crowns

- ☐ horseshoe-shaped pillows
- ☐ sturdy toy crown

Connect interlocking beads

- ☐ large interlocking beads



TODDLER ACTIVITIES

Learning activities

- ☐ Bible Story Picture Poster

Circle time

- ☐ Bible Story Picture Poster
- ☐ Key Passage Phrase Card

Make a chain

- ☐ precut paper strips

Shake maracas and sing

- ☐ maracas

Match crowns

- ☐ "Match Crowns" printable



BONUS TEACHING HOUR

Try on crowns

- ☐ toy crowns
- ☐ heavyweight paper (optional)
- ☐ flat bed sheets or robes
- ☐ non-breakable mirrors

Make play dough walls

- ☐ play dough
- ☐ wooden peg people figures (optional)



PRIOR TO TEACH THE SESSION

GATHER Supplies

Standard supplies for each session: Bibles (full-size, small, and handheld), Allergy Alert, Big Picture Card, construction paper, tape (clear, duct, and painter's), copy paper, large crayons, scissors (adult use), glue sticks, beanbag, foam or cardboard blocks, play dough, paper cups, napkins, snacks



BABIES ACTIVITIES

Learning activities

- ☐ Bible Story Picture Poster
- ☐ Key Passage Phrase Card

Shake for joy

- ☐ noisemaker toys or toys that make rattling sounds
- ☐ horseshoe-shaped pillows

Hold a bone

- ☐ cardboard tubes
- ☐ plastic eggs
- ☐ dry beans
- ☐ duct tape (preferably white)
- ☐ horseshoe-shaped pillows



TODDLER ACTIVITIES

Learning activities

- ☐ Bible Story Picture Poster

Circle time

- ☐ Bible Story Picture Poster
- ☐ Key Passage Phrase Card

Make a shaker bottle

- ☐ small, empty water bottle
- ☐ dry rice
- ☐ funnel
- ☐ toy bone or mini craft stick

Shake bottles and sing

- ☐ shakers

Bring sticks together

- ☐ paint stirring sticks, 2

Pour rice

- ☐ bin
- ☐ dry rice
- ☐ scoops and funnels
- ☐ towel or tablecloth



BONUS TEACHING HOUR

Tape sticks together

- ☐ jumbo craft sticks
- ☐ stickers (optional)
- ☐ colorful tape

Put puzzles together

- ☐ "Happy and Sad" printable