



## GATHER Supplies

Standard supplies for each session: Bibles (full-size, small, and handheld), Allergy Alert, Big Picture Card, construction paper, tape (clear, duct, and painter's), copy paper, large crayons, scissors (adult use), glue sticks, beanbag, foam or cardboard blocks, play dough, paper cups, napkins, snacks



### BABIES ACTIVITIES

#### Learning activities

- ☐ Bible Story Poster
- ☐ Key Passage Phrase Card

#### Crawl to the crowns

- ☐ horseshoe-shaped pillows
- ☐ toy crowns

#### Pat the bag

- ☐ cooking oil
- ☐ ziplock bags
- ☐ food color
- ☐ people-shaped foam stickers



### TODDLER ACTIVITIES

#### Learning activities

- ☐ Bible Story Poster

#### Circle time

- ☐ Bible Story Poster
- ☐ Key Passage Phrase Card

#### Write a message

- ☐ stickers
- ☐ precut pieces of yarn

#### Choose big and little

- ☐ various sized objects of the same type (such as balls, books, stuffed toys, and so forth)

#### Build oil sensory bottles

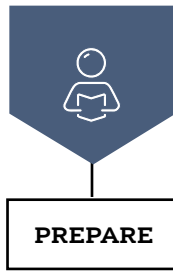
- ☐ empty, clean water bottles
- ☐ small, plastic objects
- ☐ cooking oil
- ☐ water



### BONUS TEACHING HOUR

#### Hide and seek

- ☐ "Donkeys" printable



## GATHER Supplies

Standard supplies for each session: Bibles (full-size, small, and handheld), Allergy Alert, Big Picture Card, construction paper, tape (clear, duct, and painter's), copy paper, large crayons, scissors (adult use), glue sticks, beanbag, foam or cardboard blocks, play dough, paper cups, napkins, snacks



### BABIES ACTIVITIES

#### Learning activities

- ☐ Bible Story Poster
- ☐ Key Passage Phrase Card

#### Press handprint art

- ☐ horseshoe-shaped pillows

#### Hold the Bibles

- ☐ horseshoe-shaped pillows
- ☐ soft Bibles



### TODDLER ACTIVITIES

#### Learning activities

- ☐ Bible Story Poster

#### Circle time

- ☐ Bible Story Poster
- ☐ Key Passage Phrase Card

#### Help move blocks

- ☐ box or bin

#### Find the objects

- ☐ bin
- ☐ shredded paper
- ☐ various objects (people figurines, the Key Passage Phrase Card, a small crown, or other items from the Bible story)



### BONUS TEACHING HOUR

#### Play "Walk and Wait"

- ☐ upbeat worship music
- ☐ electronic device



## GATHER Supplies

Standard supplies for each session: Bibles (full-size, small, and handheld), Allergy Alert, Big Picture Card, construction paper, tape (clear, duct, and painter's), copy paper, large crayons, scissors (adult use), glue sticks, beanbag, foam or cardboard blocks, play dough, paper cups, napkins, snacks



### BABIES ACTIVITIES

#### Learning activities

- ☐ Bible Story Poster
- ☐ Key Passage Phrase Card

#### Touch the crosses

- ☐ cross-shape cutouts from cardboard or provide various baby-friendly crosses

#### Play "Stop and Squish"

- ☐ small ziplock bags
- ☐ yellow or orange washable paint
- ☐ horseshoe-shaped pillows



### TODDLER ACTIVITIES

#### Learning activities

- ☐ Bible Story Poster

#### Circle time

- ☐ Bible Story Poster
- ☐ Key Passage Phrase Card

#### Stick and O for "obey"

- ☐ stickers

#### Find favorite animals

- ☐ pictures of various animals or various toy animals



### BONUS TEACHING HOUR

#### Build honeycombs

- ☐ liquid glue
- ☐ containers (such as bowls or paper plates)
- ☐ yellow food color
- ☐ circle foam shapes



## GATHER Supplies

Standard supplies for each session: Bibles (full-size, small, and handheld), Allergy Alert, Big Picture Card, construction paper, tape (clear, duct, and painter's), copy paper, large crayons, scissors (adult use), glue sticks, beanbag, foam or cardboard blocks, play dough, paper cups, napkins, snacks



### BABIES ACTIVITIES

#### Learning activities

- ☐ Bible Story Poster
- ☐ Key Passage Phrase Card

#### Shape cotton ball sheep

- ☐ double-sided tape
- ☐ large cotton balls

#### Place the crowns

- ☐ toy crowns or make simple paper crowns



### TODDLER ACTIVITIES

#### Learning activities

- ☐ Bible Story Poster

#### Circle time

- ☐ Bible Story Poster
- ☐ Key Passage Phrase Card

#### Make sheep hands

- ☐ black cardstock
- ☐ cotton balls
- ☐ adhesive googly eyes (optional)
- ☐ white crayons (optional)

#### Find new and old

- ☐ various new and old items  
(a new shoe and an old shoe, a new crayon and an old crayon, a new toy and an old toy, and so forth)

#### Use magnifying glasses

- ☐ nonbreakable magnifying glasses
- ☐ various nature items (flower, leaf, a rock, tree bark, and so forth)



### BONUS TEACHING HOUR

#### Pass the phrase

- ☐ toy crown



## GATHER Supplies

Standard supplies for each session: Bibles (full-size, small, and handheld), Allergy Alert, Big Picture Card, construction paper, tape (clear, duct, and painter's), copy paper, large crayons, scissors (adult use), glue sticks, beanbag, foam or cardboard blocks, play dough, paper cups, napkins, snacks



### BABIES ACTIVITIES

#### Learning activities

- ☐ Bible Story Poster
- ☐ Key Passage Phrase Card

#### Play peekaboo

- ☐ horseshoe-shaped pillows

#### Shake the rattles

- ☐ various noisemakers or rattles



### TODDLER ACTIVITIES

#### Learning activities

- ☐ Bible Story Poster

#### Circle time

- ☐ Bible Story Poster
- ☐ Key Passage Phrase Card

#### Make harps

- ☐ heavyweight paper, heavy duty paper plates, or cardboard
- ☐ hole punch
- ☐ precut pieces of yarn
- ☐ stickers (optional)

#### Prepare food

- ☐ toy kitchen items (foods, pots and pans, or utensils)

#### Make a rattle

- ☐ clean, empty water bottle
- ☐ nature items (rocks, sticks, acorns, and so forth)
- ☐ upbeat worship music
- ☐ electronic device



### BONUS TEACHING HOUR

#### Transition activity: Freeze to the music

- ☐ upbeat worship music
- ☐ electronic device

#### Flip the face

- ☐ paper plates
- ☐ craft stick



## GATHER Supplies

Standard supplies for each session: Bibles (full-size, small, and handheld), Allergy Alert, Big Picture Card, construction paper, tape (clear, duct, and painter's), copy paper, large crayons, scissors (adult use), glue sticks, beanbag, foam or cardboard blocks, play dough, paper cups, napkins, snacks



### BABIES ACTIVITIES

#### Learning activities

- ☐ Bible Story Picture Poster
- ☐ Key Passage Phrase Card

#### Sing a song

- ☐ horseshoe-shaped pillows
- ☐ smooth river rocks (adult use only)
- ☐ toy mallets, drumsticks, or unsharpened pencils

#### Feel sling-like leather pieces

- ☐ Bible Story Poster
- ☐ leather cording pieces and leather fabric scraps
- ☐ horseshoe-shaped pillows

#### Shake the stones

- ☐ clear, plastic bottles
- ☐ small stones or aquarium rocks
- ☐ horseshoe-shaped pillows
- ☐ pom-poms (optional)



### TODDLER ACTIVITIES

#### Learning activities

- ☐ Bible Story Picture Poster

#### Circle time

- ☐ Bible Story Picture Poster
- ☐ Key Passage Phrase Card

#### Paint rocks with water

- ☐ five smooth 3- to- 4-inch rocks
- ☐ towel
- ☐ water
- ☐ paintbrushes

#### Pack a basket of food

- ☐ picnic basket
- ☐ toy foods
- ☐ Bible story poster

#### Play a tall and short game

- ☐ "Tall and Short Game Cards" printable

#### Scoop and uncover

- ☐ plastic bin
- ☐ shredded paper
- ☐ Bible Story Poster
- ☐ measuring cups and plastic bowls



### BONUS TEACHING HOUR

#### Transition activity: Read books about David

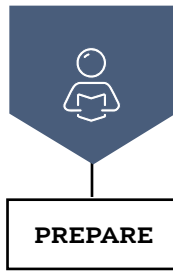
- ☐ several board books about David and Goliath
- ☐ containers, 2

#### Make stone art

- ☐ 2- to- 3-inch stone shapes
- ☐ gray and brown construction paper

#### Compare heights

- ☐ yarn pieces (cut to each toddler's height)



## GATHER Supplies

Standard supplies for each session: Bibles (full-size, small, and handheld), Allergy Alert, Big Picture Card, construction paper, tape (clear, duct, and painter's), copy paper, large crayons, scissors (adult use), glue sticks, beanbag, foam or cardboard blocks, play dough, paper cups, napkins, snacks



### BABIES ACTIVITIES

#### Learning activities

- ☐ Bible Story Poster
- ☐ Key Passage Phrase Card

#### Paint a heart

- ☐ heavyweight paper with a permanent marker
- ☐ tempera paint
- ☐ gallon-size ziplock bags
- ☐ horseshoe-shaped pillows

#### Find Bibles

- ☐ horseshoe-shaped pillows
- ☐ scarf



### TODDLER ACTIVITIES

#### Learning activities

- ☐ Bible Story Poster

#### Circle time

- ☐ Bible Story Poster
- ☐ Key Passage Phrase Card

#### Paint with dot markers

- ☐ dot markers
- ☐ Bible Story Poster

#### Praise God in a cave

- ☐ bed sheet

#### Find the Bible

- ☐ empty shoebox
- ☐ Key Passage Phrase Card
- ☐ scraps of fabric or scarves

#### Seek and find cards

- ☐ "Kind and Unkind Cards" printable



### BONUS TEACHING HOUR

#### Transition activity: Play with play dough

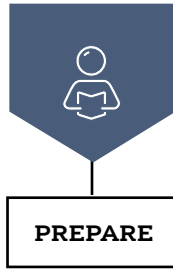
- ☐ people-, crown-, and heart-shaped cookie cutters

#### Make a fabric collage

- ☐ 1- to- 2-inch fabric pieces
- ☐ Bible Story Poster

#### Seek and find with the Bible

- ☐ Key Passage Phrase Card



PRIOR TO TEACH THE SESSION

## GATHER Supplies

Standard supplies for each session: Bibles (full-size, small, and handheld), Allergy Alert, Big Picture Card, construction paper, tape (clear, duct, and painter's), copy paper, large crayons, scissors (adult use), glue sticks, beanbag, foam or cardboard blocks, play dough, paper cups, napkins, snacks



### BABIES ACTIVITIES

#### Learning activities

- ☐ Bible Story Picture Poster
- ☐ Key Passage Phrase Card

#### Sing and make music

- ☐ horseshoe-shaped pillows
- ☐ toy music instruments (maracas, bells, and small tambourines)

#### Wear a crown and scepter

- ☐ nonbreakable handheld mirrors
- ☐ plastic crowns
- ☐ toy scepters
- ☐ cardboard tubes (optional)

#### Play with family figures

- ☐ horseshoe-shaped pillows
- ☐ toy people figures or peg people



### TODDLER ACTIVITIES

#### Learning activities

- ☐ Bible Story Poster

#### Circle time

- ☐ Bible Story Poster
- ☐ Key Passage Phrase Card

#### Decorate an ark

- ☐ medium- to large-size box
- ☐ yellow or gold colored wrapping paper
- ☐ washable markers
- ☐ stickers

#### Find the key passage

- ☐ Key Passage Phrase Cards

#### Play with a toy family

- ☐ toy people figures or peg people
- ☐ toy house



### BONUS TEACHING HOUR

#### Transition activity: Work a crown puzzle

- ☐ yellow paper

#### Sing to a familiar tune

- ☐ tablespoon
- ☐ dried beans
- ☐ plastic eggs

#### Explore different Bibles

- ☐ Big Picture Cards
- ☐ several different picture Bibles
- ☐ large gift bag
- ☐ tissue paper
- ☐ Bible Story Poster

#### Build a palace and tent

- ☐ scarves





## GATHER Supplies

Standard supplies for each session: Bibles (full-size, small, and handheld), Allergy Alert, Big Picture Card, construction paper, tape (clear, duct, and painter's), copy paper, large crayons, scissors (adult use), glue sticks, beanbag, foam or cardboard blocks, play dough, paper cups, napkins, snacks



### BABIES ACTIVITIES

#### Learning activities

- ☐ Bible Story Poster
- ☐ Key Passage Phrase Card

#### Sing a song

- ☐ horseshoe-shaped pillows

#### Blow bubbles

- ☐ horseshoe-shaped pillows
- ☐ Bible Story Poster
- ☐ bubbles

#### Drop pom-poms in a cup

- ☐ plastic cups
- ☐ large white pom-poms
- ☐ horseshoe-shaped pillows



### TODDLER ACTIVITIES

#### Learning activities

- ☐ Bible Story Poster

#### Circle time

- ☐ Bible Story Poster
- ☐ Key Passage Phrase Card

#### Paint with pom-poms

- ☐ painting smocks
- ☐ spring-type clothespins
- ☐ large pom-poms
- ☐ white washable paint
- ☐ bowls
- ☐ green construction paper

#### Pass a sheep and sing

- ☐ small toy sheep

#### Sort pictures

- ☐ "Kind and Unkind Cards" printable
- ☐ red and green paper

#### Play a guessing game

- ☐ plastic cups, 3
- ☐ pom-pom



### BONUS TEACHING HOUR

#### Transition activity: Count cotton ball sheep

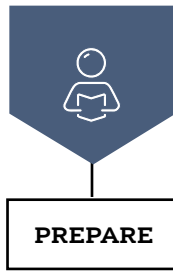
- ☐ permanent marker
- ☐ cotton balls

#### Play a matching game

- ☐ "Kind and Unkind Cards" printable

#### Decorate a Bible bookmark

- ☐ Key Passage Phrase Cards
- ☐ washable markers or crayons



## GATHER Supplies

Standard supplies for each session: Bibles (full-size, small, and handheld), Allergy Alert, Big Picture Card, construction paper, tape (clear, duct, and painter's), copy paper, large crayons, scissors (adult use), glue sticks, beanbag, foam or cardboard blocks, play dough, paper cups, napkins, snacks



### BABIES ACTIVITIES

#### Learning activities

- ☐ Bible Story Poster
- ☐ Key Passage Phrase Card

#### Decorate a crown

- ☐ yellow paper
- ☐ painting smocks
- ☐ bowls
- ☐ various colors of washable fingerpaint

#### Play with gift boxes

- ☐ various sizes of gift boxes
- ☐ noisemakers (bells, blocks, and so forth)
- ☐ wrapping paper



### TODDLER ACTIVITIES

#### Learning activities

- ☐ Bible Story Poster

#### Circle time

- ☐ Bible Story Poster
- ☐ Key Passage Phrase Card

#### Decorate a crown

- ☐ yellow paper
- ☐ crayons, dot markers, or gem stickers

#### Pass the ball

- ☐ playground ball

#### Find the crowns

- ☐ large paper crowns in various colors



### BONUS TEACHING HOUR

#### Wrap gifts

- ☐ small boxes
- ☐ wrapping paper



## GATHER Supplies

Standard supplies for each session: Bibles (full-size, small, and handheld), Allergy Alert, Big Picture Card, construction paper, tape (clear, duct, and painter's), copy paper, large crayons, scissors (adult use), glue sticks, beanbag, foam or cardboard blocks, play dough, paper cups, napkins, snacks



### BABIES ACTIVITIES

#### Learning activities

- ☐ Bible Story Poster
- ☐ Key Passage Phrase Card

#### Paint a temple

- ☐ painting smocks
- ☐ metallic colored washable paint
- ☐ baby wipes

#### Build the temple

- ☐ various shapes from foam sheets (triangles, squares, rectangles, diamonds, and so forth)
- ☐ container
- ☐ water



### TODDLER ACTIVITIES

#### Learning activities

- ☐ Bible Story Poster

#### Circle time

- ☐ Bible Story Poster
- ☐ Key Passage Phrase Card

#### Paint with blocks

- ☐ large plastic building blocks
- ☐ painting smocks
- ☐ metallic colored washable paint
- ☐ baby wipes

#### Name places God is with us

- ☐ Bible Story Poster

#### Explore a sensory box

- ☐ box
- ☐ various items found in the temple (medium- to large-size stones, smooth wood, gold and bronze colored items, and soft fabrics, like silk or velvet, and so forth)

#### Build a temple

- ☐ clear contact plastic
- ☐ craft sticks
- ☐ paper squares
- ☐ fabric squares
- ☐ foam shapes



### BONUS TEACHING HOUR

#### Build a house with play dough

- ☐ sheet protector

#### Decorate the temple

- ☐ tables, chairs, or cardboard boxes
- ☐ assorted fabrics and other items used to decorate the temple (stones, wood, gold and bronze colored items, soft fabrics, and so forth)



## GATHER Supplies

Standard supplies for each session: Bibles (full-size, small, and handheld), Allergy Alert, Big Picture Card, construction paper, tape (clear, duct, and painter's), copy paper, large crayons, scissors (adult use), glue sticks, beanbag, foam or cardboard blocks, play dough, paper cups, napkins, snacks



### BABIES ACTIVITIES

#### Learning activities

- ☐ Bible Story Poster
- ☐ Key Passage Phrase Card

#### Move and paint the phrase

- ☐ paper circles
- ☐ ziplock bags
- ☐ red, orange, and yellow washable paint

#### Follow the path

- ☐ horseshoe-shaped pillows
- ☐ soft toy cars



### TODDLER ACTIVITIES

#### Learning activities

- ☐ Bible Story Poster

#### Circle time

- ☐ Bible Story Poster
- ☐ Key Passage Phrase Card

#### Create a sun catcher

- ☐ clear, packing tape
- ☐ red, yellow, and orange tissue paper squares
- ☐ hole punch
- ☐ precut strips of yarn

#### Play with planets

- ☐ large yellow hoop
- ☐ upbeat worship music
- ☐ electronic device



### BONUS TEACHING HOUR

#### Transition activity: Color the circles and stars

- ☐ large sheet of paper

#### Press circle mosaics

- ☐ air-dry clay
- ☐ circle-shaped items (marker tops, straws, cardboard tubes, and so forth)
- ☐ paper plates

#### Read books about kings

- ☐ books about and images of kings
- ☐ Bible Story Poster



## GATHER Supplies

Standard supplies for each session: Bibles (full-size, small, and handheld), Allergy Alert, Big Picture Card, construction paper, tape (clear, duct, and painter's), copy paper, large crayons, scissors (adult use), glue sticks, beanbag, foam or cardboard blocks, play dough, paper cups, napkins, snacks



### BABIES ACTIVITIES

#### Learning activities

- ☐ Bible Story Poster
- ☐ Key Passage Phrase Card

#### Drop the coins

- ☐ clean, empty chip canister
- ☐ medium- to large-size toy gold coins

#### Spot the rocks

- ☐ medium- to large-size shiny rocks



### TODDLER ACTIVITIES

#### Learning activities

- ☐ Bible Story Poster

#### Circle time

- ☐ Bible Story Poster
- ☐ Key Passage Phrase Card

#### Paint gold coins

- ☐ painting smocks
- ☐ yellow or gold washable paint
- ☐ round sponge brushes

#### Play an instrument

- ☐ noisemakers and toy instruments
- ☐ electronic device
- ☐ upbeat worship music

#### Sort coins

- ☐ different colors and sizes of toy coins
- ☐ muffin tins or bowls



### BONUS TEACHING HOUR

#### Transition activity: Paint rocks

- ☐ medium- to large-size smooth stones
- ☐ washable paint
- ☐ painting smocks
- ☐ gem stickers, googly eyes, and other items to decorate the rocks (optional)

#### Make a harp

- ☐ hot glue (adult use only)
- ☐ craft sticks
- ☐ washable markers or crayons
- ☐ rubber bands (adult use only)

#### Look at books about rocks

- ☐ age-appropriate books on rocks
- ☐ rocks or precious stones (optional)
- ☐ nonbreakable magnifying glasses (optional)



## GATHER Supplies

Standard supplies for each session: Bibles (full-size, small, and handheld), Allergy Alert, Big Picture Card, construction paper, tape (clear, duct, and painter's), copy paper, large crayons, scissors (adult use), glue sticks, beanbag, foam or cardboard blocks, play dough, paper cups, napkins, snacks



### BABIES ACTIVITIES

#### Learning activities

- ☐ Bible Story Poster
- ☐ Key Passage Phrase Card

#### Make a scroll

- ☐ brown pieces of paper
- ☐ dot stickers

#### Roll the dice

- ☐ Bible Story Poster
- ☐ sheet protector



### TODDLER ACTIVITIES

#### Learning activities

- ☐ Bible Story Poster

#### Circle time

- ☐ Bible Story Poster
- ☐ Key Passage Phrase Card

#### Make a scroll

- ☐ brown pieces of paper
- ☐ markers, crayons, or dot stickers
- ☐ chenille stems

#### Flip the choice

- ☐ box
- ☐ red papers, 3
- ☐ green papers, 3

#### Draw with feathers

- ☐ artificial feathers
- ☐ painting smocks
- ☐ washable paint



### BONUS TEACHING HOUR

#### Transition activity: Share proverbs

- ☐ large brown sheet of paper
- ☐ several strips of paper

#### Follow the rules

- ☐ red and green papers