



PRIOR TO TEACH THE SESSION

GATHER Supplies

Standard supplies for each session: Bibles (full-size, small, and handheld), Allergy Alert, Big Picture Card, construction paper, tape (clear, duct, and painter's), copy paper, large crayons, scissors (adult use), glue sticks, beanbag, foam or cardboard blocks, play dough, paper cups, napkins, snacks



BABIES ACTIVITIES

Learning activities

- ☐ Bible Story Picture Poster
- ☐ Key Passage Phrase Card

Create a sensory bag

- ☐ shaving cream
- ☐ red, orange, and yellow washable paint
- ☐ ziplock bag

Play with baby dolls

- ☐ baby dolls, blankets, and other doll accessories



TODDLER ACTIVITIES

Learning activities

- ☐ Bible Story Picture Poster

Circle time

- ☐ Bible Story Picture Poster
- ☐ Key Passage Phrase Card

Make a burning bush

- ☐ painting smocks
- ☐ green washable paint
- ☐ paper plates
- ☐ paintbrushes
- ☐ red, orange, and yellow tissue paper
- ☐ baby wipes
- ☐ paper towels

Weave baskets

- ☐ "Basket" printable on heavyweight paper

Play with baby dolls

- ☐ baby dolls
- ☐ blankets
- ☐ baskets

Go on a walk to look for bushes

- ☐ strollers



BONUS TEACHING HOUR

Transition activity: Help baby

Moses down the river

- ☐ blue sheet or shower curtain liner
- ☐ baby doll
- ☐ basket
- ☐ rope or yarn (optional)

Play I spy

- ☐ Bible Story Picture Poster

Find Moses in a basket

- ☐ small figurine
- ☐ basket



PRIOR TO TEACH THE SESSION

GATHER Supplies

Standard supplies for each session: Bibles (full-size, small, and handheld), Allergy Alert, Big Picture Card, construction paper, tape (clear, duct, and painter's), copy paper, large crayons, scissors (adult use), glue sticks, beanbag, foam or cardboard blocks, play dough, paper cups, napkins, snacks



BABIES ACTIVITIES

Learning activities

- ☐ Bible Story Picture Poster
- ☐ Key Passage Phrase Card

Paint with red water

- ☐ red bath tablet
- ☐ water
- ☐ painting smock
- ☐ small sponge

Let the ball go

- ☐ horseshoe-shaped pillows
- ☐ small- to medium-size plastic ball



TODDLER ACTIVITIES

Learning activities

- ☐ Bible Story Picture Poster

Circle time

- ☐ Bible Story Picture Poster
- ☐ Key Passage Phrase Card

Draw a picture in the dark

- ☐ white crayon

Turn the water red

- ☐ red food color
- ☐ clear, plastic cup
- ☐ water



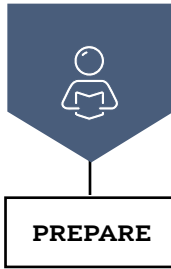
BONUS TEACHING HOUR

Transition activity: Explore the 10 plagues

- ☐ toys that represent the 10 plagues (a frog, bugs, people and animal figures, etc.)

Think about what keeps us safe

- ☐ "Safe Pictures" printable or find pictures of safety items in books from around the room



PRIOR TO TEACH THE SESSION

GATHER Supplies

Standard supplies for each session: Bibles (full-size, small, and handheld), Allergy Alert, Big Picture Card, construction paper, tape (clear, duct, and painter's), copy paper, large crayons, scissors (adult use), glue sticks, beanbag, foam or cardboard blocks, play dough, paper cups, napkins, snacks



BABIES ACTIVITIES

Learning activities

- ☐ Bible Story Picture Poster
- ☐ Key Passage Phrase Card

Lead a walk

- ☐ blue plastic tablecloth or shower curtain

Follow the cloud and fire

- ☐ red and white paper
- ☐ horseshoe-shaped pillows



TODDLER ACTIVITIES

Learning activities

- ☐ Bible Story Picture Poster

Circle time

- ☐ Bible Story Picture Poster
- ☐ Key Passage Phrase Card

Make a cloud

- ☐ painting smocks
- ☐ measuring cups
- ☐ shaving cream
- ☐ liquid glue
- ☐ bowl
- ☐ spoon
- ☐ blue construction paper
- ☐ paper plate
- ☐ paintbrushes

Play "Will It Float?"

- ☐ clear container
- ☐ towel
- ☐ items from around the room
(toy food, toy utensils, plates, etc.)
- ☐ paper towels



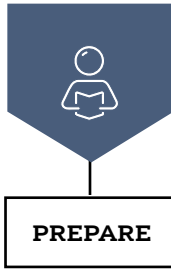
BONUS TEACHING HOUR

Transition activity: Follow the cloud and fire

- ☐ red and white paper

Paint the Red Sea

- ☐ painting smocks
- ☐ paintbrushes
- ☐ blue washable paint
- ☐ small bowls



PRIOR TO TEACH THE SESSION

GATHER Supplies

Standard supplies for each session: Bibles (full-size, small, and handheld), Allergy Alert, Big Picture Card, construction paper, tape (clear, duct, and painter's), copy paper, large crayons, scissors (adult use), glue sticks, beanbag, foam or cardboard blocks, play dough, paper cups, napkins, snacks



BABIES ACTIVITIES

Learning activities

- ☐ Bible Story Picture Poster
- ☐ Key Passage Phrase Card

Collect food

- ☐ horseshoe-shaped pillows
- ☐ plastic toy food

Follow the path

- ☐ poly spots or pieces of colorful paper



TODDLER ACTIVITIES

Learning activities

- ☐ Bible Story Picture Poster

Circle time

- ☐ Bible Story Picture Poster
- ☐ Key Passage Phrase Card

Make sand art

- ☐ liquid glue
- ☐ rimmed baking sheet (optional)
- ☐ sand

Eat a snack

- ☐ simple snack

Explore a desert sensory bin

- ☐ shallow bin or ziplock bags
- ☐ sand, rice, or coriander seeds



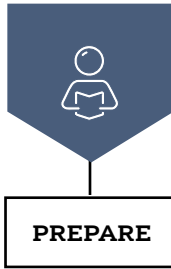
BONUS TEACHING HOUR

Act like quail

- ☐ electronic device (optional)

Throw sticks in the water

- ☐ small sticks
- ☐ shallow bin
- ☐ water
- ☐ towel



PRIOR TO TEACH THE SESSION

GATHER Supplies

Standard supplies for each session: Bibles (full-size, small, and handheld), Allergy Alert, Big Picture Card, construction paper, tape (clear, duct, and painter's), copy paper, large crayons, scissors (adult use), glue sticks, beanbag, foam or cardboard blocks, play dough, paper cups, napkins, snacks



BABIES ACTIVITIES

Learning activities

- ☐ Bible Story Picture Poster
- ☐ Key Passage Phrase Card

Hold up the staff

- ☐ horseshoe-shaped pillows

Rescue the people

- ☐ horseshoe-shaped pillows
- ☐ people figures
- ☐ laundry basket



TODDLER ACTIVITIES

Learning activities

- ☐ Bible Story Picture Poster

Circle time

- ☐ Bible Story Picture Poster
- ☐ Key Passage Phrase Card

Make Moses holding his staff

- ☐ toothpicks

Build a hill

- ☐ people figures

Act it out

- ☐ yardstick or broom



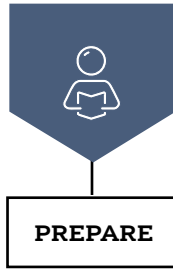
BONUS TEACHING HOUR

Transition activity: Play staff up, staff down

- ☐ yardstick or broom

Picture-walk through the story

- ☐ Bible Story Picture Poster



PRIOR TO TEACH THE SESSION

GATHER Supplies

Standard supplies for each session: Bibles (full-size, small, and handheld), Allergy Alert, Big Picture Card, construction paper, tape (clear, duct, and painter's), copy paper, large crayons, scissors (adult use), glue sticks, beanbag, foam or cardboard blocks, play dough, paper cups, napkins, snacks



BABIES ACTIVITIES

Learning activities

- ☐ Bible Story Picture Poster
- ☐ Key Passage Phrase Card

Show a number 10 handprint

- ☐ horseshoe-shaped pillows

Travel back and forth

- ☐ large stones, 2
- ☐ horseshoe-shaped pillows



TODDLER ACTIVITIES

Learning activities

- ☐ Bible Story Picture Poster

Circle time

- ☐ Bible Story Picture Poster
- ☐ Key Passage Phrase Card

Create a cloudy sticky wall

- ☐ blue construction paper
- ☐ clear contact plastic
- ☐ cotton balls

Place the pictures in order

- ☐ various pictures from books in the room
- ☐ Bible Story Picture Poster



BONUS TEACHING HOUR

Transition activity: Call on a trumpet

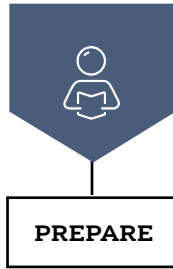
- ☐ electronic device (optional)

Write it out

- ☐ dry erase board and dry erase marker
- ☐ dry eraser

Find and count the stones

- ☐ stones in various sizes and textures, 10



PRIOR TO TEACH THE SESSION

GATHER Supplies

Standard supplies for each session: Bibles (full-size, small, and handheld), Allergy Alert, Big Picture Card, construction paper, tape (clear, duct, and painter's), copy paper, large crayons, scissors (adult use), glue sticks, beanbag, foam or cardboard blocks, play dough, paper cups, napkins, snacks



BABIES ACTIVITIES

Learning activities

- ☐ Bible Story Picture Poster
- ☐ Key Passage Phrase Card

Make cow sounds

- ☐ horseshoe-shaped pillows.
- ☐ "Cow Pictures" printable or a plastic cow figurine
- ☐ nonbreakable mirrors

Show the ball

- ☐ Bible Story Picture Poster, several copies
- ☐ sheet protectors
- ☐ horseshoe-shaped pillows
- ☐ small- to medium-size plastic balls



TODDLER ACTIVITIES

Learning activities

- ☐ Bible Story Picture Poster

Circle time

- ☐ Bible Story Picture Poster
- ☐ Key Passage Phrase Card

Hold a worship party

- ☐ soft worship music
- ☐ electronic device

Create a cow

- ☐ "Cow Pictures" printable
- ☐ play dough

Learn about cows

- ☐ "Cow Pictures" printable



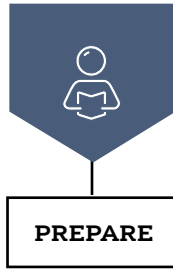
BONUS TEACHING HOUR

Transition activity: Find it in the sky

- ☐ pictures of things found in the sky (clouds, birds, airplanes, hot air balloons, sun, stars, a moon, etc.)

Make a handprint smash

- ☐ painting smocks
- ☐ washable finger paint
- ☐ paper plates



PRIOR TO TEACH THE SESSION

GATHER Supplies

Standard supplies for each session: Bibles (full-size, small, and handheld), Allergy Alert, Big Picture Card, construction paper, tape (clear, duct, and painter's), copy paper, large crayons, scissors (adult use), glue sticks, beanbag, foam or cardboard blocks, play dough, paper cups, napkins, snacks



BABIES ACTIVITIES

Learning activities

- ☐ Bible Story Picture Poster
- ☐ Key Passage Phrase Card

Give and take

- ☐ horseshoe-shaped pillows
- ☐ Bible Story Picture Poster
- ☐ plastic container
- ☐ sheet or cloth

Look at the sensory bottle

- ☐ horseshoe-shaped pillows
- ☐ clean, empty plastic bottles, 2
- ☐ measuring cups
- ☐ hair gel
- ☐ warm water
- ☐ various gemstones, glitter, small rocks, and other small objects



TODDLER ACTIVITIES

Learning activities

- ☐ Bible Story Picture Poster

Circle time

- ☐ Bible Story Picture Poster
- ☐ Key Passage Phrase Card

Build a collage

- ☐ several cloth materials
- ☐ liquid glue or glue sticks
- ☐ Bible Story Picture Poster

Play "Guess who I am"

- ☐ various sheets and robes

Create stick-figure people

- ☐ craft sticks
- ☐ various small pieces of fabrics
- ☐ cotton balls

Touch the cloth rope

- ☐ several pieces of materials such as cotton, wool, bamboo, leather, and burlap
- ☐ empty tissue box



BONUS TEACHING HOUR

Transition activity: Play an instrument party

- ☐ various musical instruments (cymbals, maracas, tambourines, etc.)
- ☐ worship items (scarves or streamers)
- ☐ upbeat worship music
- ☐ electronic device

Wrap the golden box

- ☐ gift box
- ☐ precut gold wrapping paper

Create a campfire

- ☐ rocks and sticks
- ☐ red, orange, and yellow tissue paper



PRIOR TO TEACH THE SESSION

GATHER Supplies

Standard supplies for each session: Bibles (full-size, small, and handheld), Allergy Alert, Big Picture Card, construction paper, tape (clear, duct, and painter's), copy paper, large crayons, scissors (adult use), glue sticks, beanbag, foam or cardboard blocks, play dough, paper cups, napkins, snacks



BABIES ACTIVITIES

Learning activities

- ☐ Bible Story Picture Poster
- ☐ Key Passage Phrase Card

Make the number one

- ☐ high chairs
- ☐ painting smocks
- ☐ paper towels
- ☐ washable paint
- ☐ baby wipes

Command crawl

- ☐ green and red marker
- ☐ horseshoe-shaped pillows



TODDLER ACTIVITIES

Learning activities

- ☐ Bible Story Picture Poster

Circle time

- ☐ Bible Story Picture Poster
- ☐ Key Passage Phrase Card

Choose the color on the sign

- ☐ red and green piece of construction paper

Guess the day

- ☐ "Celebrate Pictures" printable
- ☐ Bible Story Picture Poster

Fill the bin of water

- ☐ plastic container
- ☐ water
- ☐ towel
- ☐ various objects (small toys, rocks, balls, etc.)



BONUS TEACHING HOUR

Transition activity: Give a gift

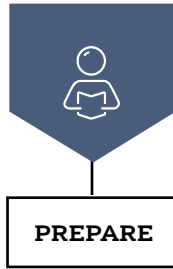
- ☐ wrapped gift box

Show how we can worship

- ☐ upbeat worship music
- ☐ electronic device
- ☐ shakers, bells, scarves, and other worship items

Work the picture

- ☐ Bible Story Picture Poster



PRIOR TO TEACH THE SESSION

GATHER Supplies

Standard supplies for each session: Bibles (full-size, small, and handheld), Allergy Alert, Big Picture Card, construction paper, tape (clear, duct, and painter's), copy paper, large crayons, scissors (adult use), glue sticks, beanbag, foam or cardboard blocks, play dough, paper cups, napkins, snacks



BABIES ACTIVITIES

Learning activities

- ☐ Bible Story Picture Poster
- ☐ Key Passage Phrase Card

Shape the face

- ☐ paper plate
- ☐ O-shaped cereal pieces

Follow the sound

- ☐ Bible Story Picture Poster
- ☐ noise makers (a jingle bell, a crinkle book, clapping or snapping, etc.)



TODDLER ACTIVITIES

Learning activities

- ☐ Bible Story Picture Poster

Circle time

- ☐ Bible Story Picture Poster
- ☐ Key Passage Phrase Card

Shape faces

- ☐ paper plates
- ☐ chenille stems or wiki sticks

Make faces

- ☐ nonbreakable mirrors

Put a puzzle together

- ☐ Bible Story Picture Poster



BONUS TEACHING HOUR

Trace a path

- ☐ tan construction paper
- ☐ dot stickers

Shake the sheet

- ☐ Bible Story Picture Poster
- ☐ rimmed tray
- ☐ clear packaging tape
- ☐ sand, flour, or cornstarch
- ☐ clear cellophane



PRIOR TO TEACH THE SESSION

GATHER Supplies

Standard supplies for each session: Bibles (full-size, small, and handheld), Allergy Alert, Big Picture Card, construction paper, tape (clear, duct, and painter's), copy paper, large crayons, scissors (adult use), glue sticks, beanbag, foam or cardboard blocks, play dough, paper cups, napkins, snacks



BABIES ACTIVITIES

Learning activities

- ☐ Bible Story Picture Poster
- ☐ Key Passage Phrase Card

Crawl over obstacles

- ☐ foam blocks or rolled blankets

Count interlocking beads

- ☐ Bible Story Picture Poster
- ☐ interlocking beads, 12



TODDLER ACTIVITIES

Learning activities

- ☐ Bible Story Picture Poster

Circle time

- ☐ Bible Story Picture Poster
- ☐ Key Passage Phrase Card

Paint grapes

- ☐ white heavyweight paper
- ☐ short cardboard tubes
- ☐ purple ink pad or purple washable paint on a paper plate
- ☐ painting smocks
- ☐ green marker

Shout with egg shakers

- ☐ egg shakers

Climb through an obstacle course

- ☐ pool noodles, chairs, and other room items

Sort big and small

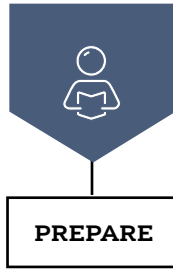
- ☐ pairs of items (toy fruit, toy animals, clean shoes, socks, etc.)
- ☐ Bible Story Picture Poster



BONUS TEACHING HOUR

Touch grapes

- ☐ knife (adult use only)
- ☐ grapes
- ☐ ziplock bags
- ☐ Bible Story Picture Poster



PRIOR TO TEACH THE SESSION

GATHER Supplies

Standard supplies for each session: Bibles (full-size, small, and handheld), Allergy Alert, Big Picture Card, construction paper, tape (clear, duct, and painter's), copy paper, large crayons, scissors (adult use), glue sticks, beanbag, foam or cardboard blocks, play dough, paper cups, napkins, snacks



BABIES ACTIVITIES

Learning activities

- ☐ Bible Story Picture Poster
- ☐ Key Passage Phrase Card

Make key passage handprints

- ☐ horseshoe-shaped pillows
- ☐ washable paint
- ☐ paper plates
- ☐ baby wipes

Splash water

- ☐ horseshoe-shaped pillows
- ☐ shallow bin
- ☐ water
- ☐ towel



TODDLER ACTIVITIES

Learning activities

- ☐ Bible Story Picture Poster

Circle time

- ☐ Bible Story Picture Poster
- ☐ Key Passage Phrase Card

Wrap a snake

- ☐ craft stick
- ☐ paper plate

Find snakes

- ☐ different colors of masking tape
- ☐ Bible Story Picture Poster

Put a snake puzzle together

- ☐ heavyweight paper

Arrange the jars

- ☐ plastic jars, 3
- ☐ water
- ☐ food color (optional)
- ☐ hot glue and hot glue gun (adult use only) or duct tape



BONUS TEACHING HOUR

Paint snakes

- ☐ painting smocks
- ☐ shallow tin
- ☐ washable paint
- ☐ paper plate
- ☐ Bible Story Picture Poster



PRIOR TO TEACH THE SESSION

GATHER Supplies

Standard supplies for each session: Bibles (full-size, small, and handheld), Allergy Alert, Big Picture Card, construction paper, tape (clear, duct, and painter's), copy paper, large crayons, scissors (adult use), glue sticks, beanbag, foam or cardboard blocks, play dough, paper cups, napkins, snacks



BABIES ACTIVITIES

Learning activities

- ☐ Bible Story Picture Poster
- ☐ Key Passage Phrase Card

Bless babies

- ☐ Bible Story Picture Poster

Knock down mountains

- ☐ horseshoe-shaped pillows



TODDLER ACTIVITIES

Learning activities

- ☐ Bible Story Picture Poster

Circle time

- ☐ Bible Story Picture Poster
- ☐ Key Passage Phrase Card

Roll a cube

- ☐ "Facial Expressions" printable
- ☐ story cube or square box of tissues

Uncover story pictures

- ☐ Unit 6 Bible Story Picture Posters

Identify mountains

- ☐ "Scenic Pictures" printable
- ☐ dot or heart stickers



BONUS TEACHING HOUR

Transition activity: Draw a trail through the desert

- ☐ large sheet of paper
- ☐ toy people figures
- ☐ Unit 6 Bible Story Picture Posters

Build a mountain

- ☐ Bible Story Picture Poster