

PRIOR TO TEACH THE SESSION

GATHER Supplies

Standard supplies for each session: Bibles (full-size, small, and handheld), Allergy Alert, Big Picture Card, construction paper, tape (clear, duct, and painter's), copy paper, large crayons, scissors (adult use), glue sticks, beanbag, foam or cardboard blocks, play dough, paper cups, napkins, snacks



BABIES ACTIVITIES

Learning activities

- ☐ Bible Story Picture Poster
- ☐ Key Passage Phrase Card

Count and move to six and rest

- ☐ horseshoe-shaped pillows

Take a creation walk

- ☐ strollers



TODDLER ACTIVITIES

Learning activities

- ☐ Bible Story Picture Poster

Circle time

- ☐ Bible Story Picture Poster
- ☐ Key Passage Phrase Card

Make a starry night

- ☐ various lengths of precut strings (1 string per star)

Show sources of light

- ☐ sources of light (flashlights, tap lights, light-up toys or wands, glow sticks, string lights, Christmas lights, etc.)

Spot creation

- ☐ Bible Story Picture Poster



BONUS TEACHING HOUR

Create wonderful art

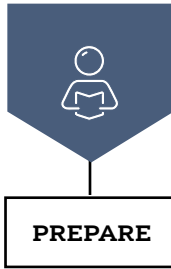
- ☐ long sheet of paper
- ☐ decorating supplies (pom-poms, chenille stems, stickers, etc.)

Listen and create

- ☐ stickers of creation items

Look up at stars

- ☐ star-shaped cutouts
- ☐ different colored papers



PRIOR TO TEACH THE SESSION

GATHER Supplies

Standard supplies for each session: Bibles (full-size, small, and handheld), Allergy Alert, Big Picture Card, construction paper, tape (clear, duct, and painter's), copy paper, large crayons, scissors (adult use), glue sticks, beanbag, foam or cardboard blocks, play dough, paper cups, napkins, snacks



BABIES ACTIVITIES

Learning activities

- ☐ Bible Story Picture Poster
- ☐ Key Passage Phrase Card

Play peekaboo

- ☐ horseshoe-shaped pillows

Care for animals

- ☐ stuffed animals
- ☐ combs and brushes
- ☐ toy feeding items (spoons, bowls, washcloths, etc.)



TODDLER ACTIVITIES

Learning activities

- ☐ Bible Story Picture Poster

Circle time

- ☐ Bible Story Picture Poster
- ☐ Key Passage Phrase Card

Find a hidden message

- ☐ white crayon
- ☐ washable markers

Look for fruit

- ☐ various toy fruits

Play in a sensory bin

- ☐ plastic container
- ☐ shredded paper or uncooked rice
- ☐ toy pieces of fruit, trees, a snake, or other Bible story related items
- ☐ scoops and cups



BONUS TEACHING HOUR

Taste fruit

- ☐ knife (adult use only)
- ☐ various fruits
- ☐ paper towels
- ☐ baby wipes

Share favorite things

- ☐ favorite item (from home or the room)

Explore nature items

- ☐ items that come from trees (leaves, cones, or sticks)
- ☐ nonbreakable magnifying glasses



PRIOR TO TEACH THE SESSION

GATHER Supplies

Standard supplies for each session: Bibles (full-size, small, and handheld), Allergy Alert, Big Picture Card, construction paper, tape (clear, duct, and painter's), copy paper, large crayons, scissors (adult use), glue sticks, beanbag, foam or cardboard blocks, play dough, paper cups, napkins, snacks



BABIES ACTIVITIES

Learning activities

- ☐ Bible Story Picture Poster
- ☐ Key Passage Phrase Card

Sing a peekaboo family song

- ☐ horseshoe-shaped pillows

Build a home

- ☐ horseshoe-shaped pillows



TODDLER ACTIVITIES

Learning activities

- ☐ Bible Story Picture Poster

Circle time

- ☐ Bible Story Picture Poster
- ☐ Key Passage Phrase Card

Make a family chain

- ☐ 2-inch construction paper strips
- ☐ staples and stapler

Roll and make choices

- ☐ dry erase marker
- ☐ dry erase cube

Play a close and far game

- ☐ toy (ball or person figure)

Create a family tree

- ☐ chenille stems
- ☐ hole punch



BONUS TEACHING HOUR

Transition activity: Craft paper plate faces

- ☐ paper plates
- ☐ craft supplies (googly eyes, crayons, markers, etc.)

Give gifts

- ☐ heavyweight paper
- ☐ watercolor paints
- ☐ painting smocks
- ☐ paintbrushes
- ☐ water
- ☐ mini self-adhesive bows

Stamp families

- ☐ 4-inch people shapes from sponges
- ☐ washable paint
- ☐ paper plates
- ☐ spring-type clothespins
- ☐ painting smocks
- ☐ paper towels
- ☐ baby wipes

Sheep round-up

- ☐ cotton balls



PRIOR TO TEACH THE SESSION

GATHER Supplies

Standard supplies for each session: Bibles (full-size, small, and handheld), Allergy Alert, Big Picture Card, construction paper, tape (clear, duct, and painter's), copy paper, large crayons, scissors (adult use), glue sticks, beanbag, foam or cardboard blocks, play dough, paper cups, napkins, snacks



BABIES ACTIVITIES

Learning activities

- ☐ Bible Story Picture Poster
- ☐ Key Passage Phrase Card

Play in the ark

- ☐ large cardboard box, small wagon, or laundry basket
- ☐ blue shower curtain, tarp, or sheet

Make a felt scene

- ☐ felt shapes
- ☐ flannel fabric



TODDLER ACTIVITIES

Learning activities

- ☐ Bible Story Picture Poster

Circle time

- ☐ Bible Story Picture Poster
- ☐ Key Passage Phrase Card

Color the rainbow

- ☐ large butcher paper

Sing in the ark

- ☐ large cardboard box
- ☐ blue shower curtain, tarp, or sheet

Fill the ark

- ☐ large shoebox or cardboard box
- ☐ knife (adult use only)
- ☐ people and animal shape construction paper cutouts (2 of each kind of animal)

Float or sink?

- ☐ large plastic bin
- ☐ water
- ☐ towel
- ☐ various objects (small ball, bath toy, empty water bottle, coin, dice, pencil, boat, etc.)



BONUS TEACHING HOUR

Transition activity: Sing and wave

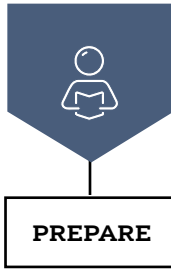
- ☐ blue scarves or blue fabric pieces

Colors of the rainbow

- ☐ clear contact plastic
- ☐ colored paper squares

Rainbow play

- ☐ mirror
- ☐ glass cup or bowl
- ☐ water
- ☐ flashlight



PRIOR TO TEACH THE SESSION

GATHER Supplies

Standard supplies for each session: Bibles (full-size, small, and handheld), Allergy Alert, Big Picture Card, construction paper, tape (clear, duct, and painter's), copy paper, large crayons, scissors (adult use), glue sticks, beanbag, foam or cardboard blocks, play dough, paper cups, napkins, snacks



BABIES ACTIVITIES

Learning activities

- ☐ Bible Story Picture Poster
- ☐ Key Passage Phrase Card

Roll a big world

- ☐ horseshoe-shaped pillows
- ☐ large inflated globe



TODDLER ACTIVITIES

Learning activities

- ☐ Bible Story Picture Poster

Circle time

- ☐ Bible Story Picture Poster
- ☐ Key Passage Phrase Card

Show who is the greatest

- ☐ poster board
- ☐ markers or crayons
- ☐ index card

Mix a Babel snack

- ☐ snack items (square corn cereal, chocolate chips, pretzels, cheese crackers, fish-shaped crackers, etc.)
- ☐ large bowl
- ☐ mixing spoon

Shape clay towers

- ☐ picture Bibles or board books with images of the tower of Babel
- ☐ air-dry clay
- ☐ baby wipes



BONUS TEACHING HOUR

Transition activity: Learn languages

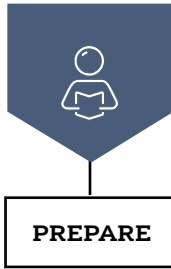
- ☐ map or globe

Make a mixed bag

- ☐ washable paints (3 colors)
- ☐ ziplock bags

A tall tower

- ☐ building materials (cardboard, foam, or interlocking blocks, magnetic tiles, cardboard boxes, other building or construction materials)



PRIOR TO TEACH THE SESSION

GATHER Supplies

Standard supplies for each session: Bibles (full-size, small, and handheld), Allergy Alert, Big Picture Card, construction paper, tape (clear, duct, and painter's), copy paper, large crayons, scissors (adult use), glue sticks, beanbag, foam or cardboard blocks, play dough, paper cups, napkins, snacks



BABIES ACTIVITIES

Learning activities

- ☐ Bible Story Picture Poster
- ☐ Key Passage Phrase Card

Make animal noises

- ☐ toys or pictures of animals

Open and play

- ☐ Bible Story Picture Poster
- ☐ cardboard box



TODDLER ACTIVITIES

Learning activities

- ☐ Bible Story Picture Poster

Circle time

- ☐ Bible Story Picture Poster
- ☐ Key Passage Phrase Card

Work animal puzzles

- ☐ animal puzzles



BONUS TEACHING HOUR

Transition activity: Go on a trip

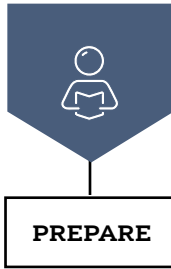
- ☐ strollers

Worship God

- ☐ musical instruments

Pack for a trip

- ☐ suitcase or travel bag, toys, clothes, shoes, and items to pack for a trip



PRIOR TO TEACH THE SESSION

GATHER Supplies

Standard supplies for each session: Bibles (full-size, small, and handheld), Allergy Alert, Big Picture Card, construction paper, tape (clear, duct, and painter's), copy paper, large crayons, scissors (adult use), glue sticks, beanbag, foam or cardboard blocks, play dough, paper cups, napkins, snacks



BABIES ACTIVITIES

Learning activities

- ☐ Bible Story Picture Poster
- ☐ Key Passage Phrase Card

Learn about families

- ☐ people figures and board books about families
- ☐ picture Bible with an image of Jesus
- ☐ Bible Story Picture Poster

Count the stars

- ☐ star stickers
- ☐ white chalk (optional)



TODDLER ACTIVITIES

Learning activities

- ☐ Bible Story Picture Poster

Circle time

- ☐ Bible Story Picture Poster
- ☐ Key Passage Phrase Card

Find the stars

- ☐ white heavyweight paper
- ☐ white crayon
- ☐ watercolor paints
- ☐ water
- ☐ paintbrushes
- ☐ paper towels
- ☐ baby wipes

Work family puzzles

- ☐ puzzles with people on them

Explore the stars

- ☐ online images of stars



BONUS TEACHING HOUR

Stick the stars

- ☐ small star stickers



PRIOR TO TEACH THE SESSION

GATHER Supplies

Standard supplies for each session: Bibles (full-size, small, and handheld), Allergy Alert, Big Picture Card, construction paper, tape (clear, duct, and painter's), copy paper, large crayons, scissors (adult use), glue sticks, beanbag, foam or cardboard blocks, play dough, paper cups, napkins, snacks



BABIES ACTIVITIES

Learning activities

- ☐ Bible Story Picture Poster
- ☐ Key Passage Phrase Card

Press in water handprint art

- ☐ bowl
- ☐ water
- ☐ crayon or marker

Play with bows and ribbons

- ☐ various colors of bows and ribbons
- ☐ poster board or piece of cardboard (optional)
- ☐ floor mats or horseshoe-shaped pillows



TODDLER ACTIVITIES

Learning activities

- ☐ Bible Story Picture Poster

Circle time

- ☐ Bible Story Picture Poster
- ☐ Key Passage Phrase Card

Make ram art

- ☐ "Ram" printable on heavyweight paper
- ☐ cotton balls
- ☐ bowls
- ☐ liquid glue
- ☐ spring-type clothespins

Act out the story

- ☐ Bible times clothing or robes (optional)

Wrap a present

- ☐ boxes
- ☐ wrapping paper
- ☐ adhesive bows
- ☐ toys from around the room



BONUS TEACHING HOUR

Care for babies

- ☐ baby dolls
- ☐ items used to care for babies (baby doll clothes, blankets, beds, toys, and bottles)

Toss the love

- ☐ hula hoop



PRIOR TO TEACH THE SESSION

GATHER Supplies

Standard supplies for each session: Bibles (full-size, small, and handheld), Allergy Alert, Big Picture Card, construction paper, tape (clear, duct, and painter's), copy paper, large crayons, scissors (adult use), glue sticks, beanbag, foam or cardboard blocks, play dough, paper cups, napkins, snacks



BABIES ACTIVITIES

Learning activities

- ☐ Bible Story Picture Poster
- ☐ Key Passage Phrase Card

Practice prayer

- ☐ horseshoe-shaped pillows

Play in water

- ☐ container
- ☐ water
- ☐ towel
- ☐ horseshoe-shaped pillows
- ☐ bath toys or other items that float



TODDLER ACTIVITIES

Learning activities

- ☐ Bible Story Picture Poster

Circle time

- ☐ Bible Story Picture Poster
- ☐ Key Passage Phrase Card

Carry water

- ☐ bucket
- ☐ water

Count to 10

- ☐ 10 of each classroom item (cars, blocks, crayons, papers, etc.)



BONUS TEACHING HOUR

Transition activity: Walk a camel

- ☐ online videos of camels walking (optional)

Seek and find

- ☐ classroom item

Toss the phrase

- ☐ container



PRIOR TO TEACH THE SESSION

GATHER Supplies

Standard supplies for each session: Bibles (full-size, small, and handheld), Allergy Alert, Big Picture Card, construction paper, tape (clear, duct, and painter's), copy paper, large crayons, scissors (adult use), glue sticks, beanbag, foam or cardboard blocks, play dough, paper cups, napkins, snacks



BABIES ACTIVITIES

Learning activities

- ☐ Bible Story Picture Poster
- ☐ Key Passage Phrase Card

Count twos

- ☐ horseshoe-shaped pillows
- ☐ pairs of classroom toys (2 of each)

Play with people figures

- ☐ horseshoe-shaped pillows
- ☐ people figures, 4



TODDLER ACTIVITIES

Learning activities

- ☐ Bible Story Picture Poster

Circle time

- ☐ Bible Story Picture Poster
- ☐ Key Passage Phrase Card

Feel furry fabric

- ☐ Bible Story Picture Poster
- ☐ furry fabric

Drum with pots and pans

- ☐ pots and pans
- ☐ wooden or plastic spoons

Assemble puzzles

- ☐ Bible Story Picture Posters, 2

Find matching cards

- ☐ "Matching Cards" printable



BONUS TEACHING HOUR

Transition activity: Cook a meal

- ☐ toy cooking items: pots, spoons, and toy food items

Form play dough people

- ☐ small rolling pins
- ☐ play dough
- ☐ people-shaped plastic cookie cutters

Play a matching game

- ☐ Bible Story Picture Poster
- ☐ sets of two matching toys
- ☐ gift bag



PRIOR TO TEACH THE SESSION

GATHER Supplies

Standard supplies for each session: Bibles (full-size, small, and handheld), Allergy Alert, Big Picture Card, construction paper, tape (clear, duct, and painter's), copy paper, large crayons, scissors (adult use), glue sticks, beanbag, foam or cardboard blocks, play dough, paper cups, napkins, snacks



BABIES ACTIVITIES

Learning activities

- ☐ Bible Story Picture Poster
- ☐ Key Passage Phrase Card

Sing a song

- ☐ pillows and blankets

Stack family blocks

- ☐ "Family Blocks" printable
- ☐ horseshoe-shaped pillows

Explore river rocks

- ☐ medium-to-large size smooth river rocks
- ☐ shoebox with a lid
- ☐ knife or box cutter (adult use only)
- ☐ horseshoe-shaped pillows



TODDLER ACTIVITIES

Learning activities

- ☐ Bible Story Picture Poster

Circle time

- ☐ Bible Story Picture Poster
- ☐ Key Passage Phrase Card

Paint with oil

- ☐ painting smocks or large T-shirts
- ☐ vegetable oil
- ☐ shallow bowl
- ☐ cotton swabs

Sing and play with cymbals

- ☐ aluminum pie pans
- ☐ chenille stem

Stack rocks on the wall

- ☐ gray paper
- ☐ contact plastic



BONUS TEACHING HOUR

Transition activity: Drop rocks in jars

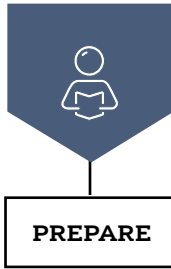
- ☐ large plastic jars
- ☐ medium-size rocks

Make star art

- ☐ silver marker
- ☐ star stickers

Build a house for a family

- ☐ "Family Blocks" printable



PRIOR TO TEACH THE SESSION

GATHER Supplies

Standard supplies for each session: Bibles (full-size, small, and handheld), Allergy Alert, Big Picture Card, construction paper, tape (clear, duct, and painter's), copy paper, large crayons, scissors (adult use), glue sticks, beanbag, foam or cardboard blocks, play dough, paper cups, napkins, snacks



BABIES ACTIVITIES

Learning activities

- ☐ Bible Story Picture Poster
- ☐ Key Passage Phrase Card

Press and paint a coat

- ☐ "Coat Outline" printable on heavyweight paper
- ☐ washable paint
- ☐ gallon-size ziplock bag

Play with fabric

- ☐ horseshoe-shaped pillows
- ☐ Bible Story Picture Poster
- ☐ colorful scraps of fabric or a colorful blanket
- ☐ basket



TODDLER ACTIVITIES

Learning activities

- ☐ Bible Story Picture Poster

Circle time

- ☐ Bible Story Picture Poster
- ☐ Key Passage Phrase Card

Make a colorful coat

- ☐ "Coat Outline" printable
- ☐ liquid glue
- ☐ fabric scraps or tissue paper

Wave scarves and sing

- ☐ colorful scarves

Dress up in coats

- ☐ colorful adult-size coats or jackets

Count pom-poms

- ☐ one-dozen egg carton
- ☐ pom-poms (at least 12)
- ☐ small tongs



BONUS TEACHING HOUR

Sing and play instruments

- ☐ musical instruments

Pull ribbons to find a picture

- ☐ strips of curling ribbon
- ☐ manila envelope
- ☐ Bible Story Picture Poster

Explore Ancient Egypt

- ☐ "Ancient Egypt" printable
- ☐ Bible with a map of Egypt
- ☐ Bible Story Picture Poster



PRIOR TO TEACH THE SESSION

GATHER Supplies

Standard supplies for each session: Bibles (full-size, small, and handheld), Allergy Alert, Big Picture Card, construction paper, tape (clear, duct, and painter's), copy paper, large crayons, scissors (adult use), glue sticks, beanbag, foam or cardboard blocks, play dough, paper cups, napkins, snacks



BABIES ACTIVITIES

Learning activities

- ☐ Bible Story Picture Poster
- ☐ Key Passage Phrase Card

Play with glitter sensory bags and emojis

- ☐ "Emotions" printable
- ☐ glitter
- ☐ gallon-size ziplock bag
- ☐ water
- ☐ horseshoe-shaped pillows

Look in a mirror

- ☐ horseshoe-shaped pillows
- ☐ small nonbreakable mirrors



TODDLER ACTIVITIES

Learning activities

- ☐ Bible Story Picture Poster

Circle time

- ☐ Bible Story Picture Poster
- ☐ Key Passage Phrase Card

Dot a picture

- ☐ red dot markers

Sing with jingle bell bracelets

- ☐ jingle bells
- ☐ chenille stems

Play out emotions

- ☐ "Emotions" printable
- ☐ craft sticks

Fill a box with hearts

- ☐ 4-inch heart shapes and three squares from craft foam
- ☐ empty tissue box



BONUS TEACHING HOUR

Transition activity: Play with

pop beads

- ☐ pop beads

Care for baby dolls

- ☐ plastic baby dolls
- ☐ age-appropriate toy doctor's set
- ☐ adhesive bandages