

YOUR HEART TO TEACH

GATHER Supplies

Keep a supply of the following items available during all teaching sessions: Allergy Alert, Bibles, washable markers, crayons, scissors (adult use), blunt-tipped scissors, construction paper, copy paper, glue sticks, glue, tape, baby dolls, blocks, play dough, and a beanbag.



WELCOME

Explore a communication station

- ☐ Big Picture Question Poster
- ☐ toy microphones, megaphones, telephones, cellphones, laptop, etc.



LEARN

Introduce the Bible story

- ☐ megaphone
- ☐ sanitizing wipes

Review the Bible story

- ☐ megaphone
- ☐ sanitizing wipes

Learn and practice the key passage phrase

- ☐ Key Passage Phrase Marker



LOVE

Sort the pieces

- ☐ 2 pool noodles of different colors, cut into 2-inch segments
- ☐ plastic bin
- ☐ standing paper towel holder

Line up blocks and people

- ☐ people figures
- ☐ painter's tape
- ☐ Bible Story Picture Poster



LIVE

Make a good news megaphone

- ☐ assorted stickers
- ☐ heavyweight paper
- ☐ "Good News Megaphone" printable, 1 per child

Missions Activity

- ☐ clean trashcan or laundry basket

Snack and transition

- ☐ snacks
- ☐ Activity Page, 1 per child
- ☐ Big Picture Cards For Families, 1 per child



BONUS

Roll the ball

- ☐ small, soft ball

Say the key passage phrase

- ☐ Key Passage Phrase Marker

Put together Jesus puzzles

- ☐ 4-5 puzzles of Jesus

Make a church with people

- ☐ smiling dot stickers



PREPARE

YOUR HEART TO TEACH

GATHER Supplies

Keep a supply of the following items available during all teaching sessions: Allergy Alert, Bibles, washable markers, crayons, scissors (adult use), blunt-tipped scissors, construction paper, copy paper, glue sticks, glue, tape, baby dolls, blocks, play dough, and a beanbag.



WELCOME

Explore a communication station

- ☐ Big Picture Question Poster
- ☐ toy microphones, megaphones, telephones, cellphones, laptop, etc.
- ☐ alphabet letter tiles
- ☐ index cards



LEARN

Introduce the Bible story

- ☐ suitcase

Learn and practice the key passage phrase

- ☐ Key Passage Phrase Marker
- ☐ "Key Passage Card" printable



LOVE

Travel with vehicles

- ☐ toy cars, trucks, boats, airplanes, trains, etc.
- ☐ blue towel or blanket
- ☐ globe

Sing songs to God

- ☐ rhythm instruments
- ☐ children's worship music



LIVE

Arrange key passage cards

- ☐ "Key Passage Cards" printable, 1 per child

Missions Activity

- ☐ "Baseball Gloves" printable, 1 copy

Snack and transition

- ☐ snacks
- ☐ Activity Page, 1 per child
- ☐ Big Picture Cards For Families, 1 per child



BONUS

Say the key passage phrase

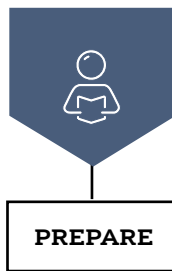
- ☐ Key Passage Phrase Marker

Decorate and fly an airplane

- ☐ assorted stickers

Hop the key passage phrase

- ☐ painter's tape



YOUR HEART TO TEACH

GATHER Supplies

Keep a supply of the following items available during all teaching sessions: Allergy Alert, Bibles, washable markers, crayons, scissors (adult use), blunt-tipped scissors, construction paper, copy paper, glue sticks, glue, tape, baby dolls, blocks, play dough, and a beanbag.



WELCOME

Explore a communication station

- ☐ Big Picture Question Poster
- ☐ toy microphones, negaphones, telephones, cellphones, laptop, etc.
- ☐ dry erase board and markers or chalkboard and chalk



LEARN

Introduce the Bible story

- ☐ Dry erase board and markers or chalkboard and chalk

Learn and practice the key passage phrase

- ☐ Key Passage Phrase Marker
- ☐ "Key Passage Cards" printable



LOVE

Move people to church

- ☐ extra-large pom-poms, 1 per child
- ☐ pool noodles (cut into halves), 1 half per child

Prepare and serve a snack

- ☐ juice box, 1 per child
- ☐ disposable plates, 1 per child
- ☐ napkins
- ☐ snack items: fruit, crackers, cereal



LIVE

Watercolor a verse cross

- ☐ watercolor paints
- ☐ paintbrushes
- ☐ smocks
- ☐ plastic cups
- ☐ painter's tape

Snack and transition

- ☐ snacks
- ☐ Activity Page, 1 per child
- ☐ Big Picture Cards For Families, 1 per child



BONUS

Sleepy time

- ☐ stuffed animal
- ☐ baby blanket

Say the key passage phrase

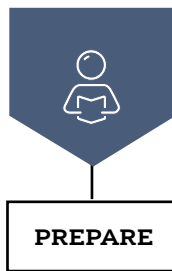
- ☐ Key Passage Phrase Marker

Parachute passage

- ☐ toy parachute/ beach towel
- ☐ foam ball

Make a Jesus poster

- ☐ dot markers
- ☐ bulletin board paper, 5-6 feet long



YOUR HEART TO TEACH

GATHER Supplies

Keep a supply of the following items available during all teaching sessions: Allergy Alert, Bibles, washable markers, crayons, scissors (adult use), blunt-tipped scissors, construction paper, copy paper, glue sticks, glue, tape, baby dolls, blocks, play dough, and a beanbag.



WELCOME

Explore a communication station

- ☐ Big Picture Question Poster
- ☐ toy microphones, megaphones, telephones, cellphones, laptop, etc.
- ☐ envelopes
- ☐ stickers
- ☐ box with lid
- ☐ washable ink stamps



LEARN

Introduce the Bible story

- ☐ Big Picture Story Poster
- ☐ children's worship music
- ☐ manila envelope, 9x12 size

Review the Bible story

- ☐ manila envelope, 9x12 size

Learn and practice the key passage phrase

- ☐ Key Passage Phrase Marker
- ☐ clothes pins
- ☐ yarn
- ☐ "Key Passage Cards" printable



LOVE

Search for Letters

- ☐ different-colored index cards

Dig for it

- ☐ large plastic bin
- ☐ shredded paper
- ☐ unsharpened pencils, several

Make a nature bookmark

- ☐ clear contact plastic
- ☐ dried flowers
- ☐ colored tissue paper
- ☐ mailing labels, 2x4 inch



LIVE

Tap out the key passage phrase

- ☐ Key Passage Phrase Poster
- ☐ large plastic cups

Missions Activity

- ☐ toy dishes
- ☐ toy breakfast food items
- ☐ disposable coffee cups

Snack and transition

- ☐ snacks
- ☐ Activity Page, 1 per child
- ☐ Big Picture Cards For Families, 1 per child



BONUS

Say the key passage phrase

- ☐ Key Passage Phrase Marker

Spell with play dough letters

- ☐ play dough
- ☐ alphabet cutters
- ☐ play dough rollers
- ☐ index cards

Wash dishes together

- ☐ toy dishes
- ☐ dish cloth
- ☐ dish towel
- ☐ dish bin
- ☐ large beach towel



PREPARE

YOUR HEART TO TEACH

GATHER Supplies

Keep a supply of the following items available during all teaching sessions: Allergy Alert, Bibles, washable markers, crayons, scissors (adult use), blunt-tipped scissors, construction paper, copy paper, glue sticks, glue, tape, baby dolls, blocks, play dough, and a beanbag.



WELCOME

Wherever we go

- ☐ "Temple" printable, 2 copies
- ☐ globe
- ☐ Bibles with maps, several
- ☐ sticky notes



LEARN

Introduce the Bible story

- ☐ long scarf or cloth belt

Learn and practice the key passage phrase

- ☐ Key Passage Phrase Marker



LOVE

Build a temple

- ☐ "Temple" printable, 2 copies
- ☐ boxes or blocks (covered with white paper)
- ☐ strips of gold wrapping paper
- ☐ gold marker

Make a megaphone

- ☐ white paper plates, 1 per child



LIVE

Sing praise songs

- ☐ posterboard

Missions Activity

- ☐ paper plates, 2 per child
- ☐ jingle bells, 4 per child
- ☐ 4-inch chenille stem pieces
- ☐ assorted stickers
- ☐ hole punch

Snack and transition

- ☐ snacks
- ☐ Activity Page, 1 per child
- ☐ Big Picture Cards For Families, 1 per child



BONUS

Pass the globe

- ☐ globe
- ☐ gold star stickers

Say the key passage phrase

- ☐ Key Passage Phrase Marker

Feel sand and rocks

- ☐ gallon-size ziplock bag
- ☐ sand
- ☐ small rocks
- ☐ heavy tape



PREPARE

YOUR HEART TO TEACH

GATHER Supplies

Keep a supply of the following items available during all teaching sessions: Allergy Alert, Bibles, washable markers, crayons, scissors (adult use), blunt-tipped scissors, construction paper, copy paper, glue sticks, glue, tape, baby dolls, blocks, play dough, and a beanbag.



WELCOME



LEARN



LOVE



LIVE



BONUS

Wherever we go

- ☐ Big Picture Question Poster
- ☐ “Community Buildings” printable, 1 copy
- ☐ painter’s tape
- ☐ globe
- ☐ Bibles with maps, several
- ☐ sticky notes

Learn and practice the key passage phrase

- ☐ Key Passage Phrase Marker

Paint rocks

- ☐ tablecloth
- ☐ smocks
- ☐ smooth rocks, 2 per child
- ☐ acrylic paint
- ☐ paintbrushes
- ☐ disposable cups
- ☐ puffy paint
- ☐ paper plates

Loud and clear

- ☐ Key Passage Phrase Marker
- ☐ microphones
- ☐ paper towel rolls (optional)
- ☐ small ball (optional)
- ☐ aluminum foil (optional)

Missions Activity

- ☐ plastic grocery bag
- ☐ yarn or string

Snack and transition

- ☐ snacks
- ☐ Activity Page, 1 per child
- ☐ Big Picture Cards For Families, 1 per child

Play with cars and trucks

- ☐ toy cars
- ☐ toy trucks

Invite a friend to church

- ☐ paper or mailing label with church name, address, and meeting times



PREPARE

YOUR HEART TO TEACH

GATHER Supplies

Keep a supply of the following items available during all teaching sessions: Allergy Alert, Bibles, washable markers, crayons, scissors (adult use), blunt-tipped scissors, construction paper, copy paper, glue sticks, glue, tape, baby dolls, blocks, play dough, and a beanbag.



WELCOME



LEARN



LOVE



LIVE



BONUS

Wherever we go

- ☐ Big Picture Question Poster
- ☐ “Bible Times Travel” printable, 2 copies
- ☐ globe
- ☐ Bibles with maps, several
- ☐ sticky notes

Review the Bible story

- ☐ large sheet of paper
- ☐ dry erase board and marker (optional)

Learn and practice the key passage phrase

- ☐ Key Passage Phrase Marker

Make a people collage

- ☐ magazines with pictures of people
- ☐ large sheet of paper

Find the hidden letters

- ☐ index cards, 6

Missions Activity

- ☐ “Chinese Lantern Template” printable, 1 per child

Snack and transition

- ☐ snacks
- ☐ Activity Page, 1 per child
- ☐ Big Picture Cards For Families, 1 per child

Draw a king

- ☐ toy crown
- ☐ toy scepter
- ☐ toy robe

Tell about Jesus

- ☐ Bible story books



YOUR HEART TO TEACH

GATHER Supplies

Keep a supply of the following items available during all teaching sessions: Allergy Alert, Bibles, washable markers, crayons, scissors (adult use), blunt-tipped scissors, construction paper, copy paper, glue sticks, glue, tape, baby dolls, blocks, play dough, and a beanbag.



WELCOME



LEARN



LOVE



LIVE



BONUS

Wherever we go

- ☐ Big Picture Question Poster
- ☐ globe
- ☐ Bibles with maps, several
- ☐ sticky notes
- ☐ dishpan
- ☐ bath towel
- ☐ toy boats

Learn and practice the key passage phrase

- ☐ Key Passage Phrase Marker

Make a boat

- ☐ egg cartons
- ☐ plastic containers
- ☐ aluminum foil
- ☐ craft sticks
- ☐ dishpan
- ☐ bath towel

Make a book about Jesus

- ☐ "Pictures of Jesus" printable, 1 per child

Sing songs of praise

- ☐ song poster (session 1)

Missions Activity

- ☐ "Missionaries in Southeast Asia Photos" printable, 1 copy

Snack and transition

- ☐ snacks
- ☐ Activity Page, 1 per child
- ☐ Big Picture Cards For Families, 1 per child

Paint a water scene

- ☐ plastic tablecloth
- ☐ washable blue finger paint
- ☐ sponge brush
- ☐ sand
- ☐ small rocks or shells
- ☐ smocks
- ☐ heavyweight paper
- ☐ paper towels



PREPARE

YOUR HEART TO TEACH

GATHER Supplies

Keep a supply of the following items available during all teaching sessions: Allergy Alert, Bibles, washable markers, crayons, scissors (adult use), blunt-tipped scissors, construction paper, copy paper, glue sticks, glue, tape, baby dolls, blocks, play dough, and a beanbag.



WELCOME



LEARN



LOVE



LIVE



BONUS

Wherever we go

- ☐ Big Picture Question Poster
- ☐ globe
- ☐ Bibles with maps, several
- ☐ sticky notes
- ☐ log-shaped blocks
- ☐ people figures
- ☐ doll house furniture

Introduce the Bible story

- ☐ gray paper chain, 2 feet long

Review the Bible story

- ☐ gray paper chain, 2 feet long (previous activity)

Learn and practice the key passage phrase

- ☐ Key Passage Phrase Marker
- ☐ poster board or dry erase board

Find letters

- ☐ dishpan
- ☐ shredded paper
- ☐ magnetic letters

Sing praise songs

- ☐ song poster (session 1)

Missions Activity

- ☐ "Thailand Transportation Photos" printable, 1 copy

Snack and transition

- ☐ snacks
- ☐ Activity Page, 1 per child
- ☐ Big Picture Cards For Families, 1 per child

Prayer chain

- ☐ gray paper chain, 2 feet long (previous activity)

Say the key passage phrase

- ☐ Key Passage Phrase Marker

Build a city

- ☐ farm animals

Make a cross picture

- ☐ masking tape



YOUR HEART TO TEACH

GATHER Supplies

Keep a supply of the following items available during all teaching sessions: Allergy Alert, Bibles, washable markers, crayons, scissors (adult use), blunt-tipped scissors, construction paper, copy paper, glue sticks, glue, tape, baby dolls, blocks, play dough, and a beanbag.



WELCOME

Wherever we go

- ☐ Big Picture Question Poster
- ☐ globe
- ☐ Bibles with maps, several
- ☐ sticky notes
- ☐ map of your state
- ☐ transportation toys: cars, planes, trucks, boats, etc.



LEARN

Introduce the Bible story

- ☐ envelope

Review the Bible story

- ☐ dry erase board or large paper

Learn and practice the key passage phrase

- ☐ Key Passage Phrase Marker
- ☐ rhythm instruments, 3



LOVE

Taste Bible times food

- ☐ napkins, 1 per child
- ☐ small plates, 1 per child
- ☐ cups, 1 per child
- ☐ water
- ☐ several bite-sized foods: dates, pita bread, honey, hummus, grapes, etc.

Play a matching game

- ☐ "Paul Tells About Jesus Game" printable, 2 copies



LIVE

Play instruments

- ☐ rhythm instruments, several

Missions Activity

- ☐ "Jeri Whitfield Photos" printable, 1 copy
- ☐ pool noodle

Snack and transition

- ☐ snacks
- ☐ Activity Page, 1 per child
- ☐ Big Picture Cards For Families, 1 per child



BONUS

Story points

- ☐ Bible story points on paper
- ☐ envelope

Say the key passage phrase

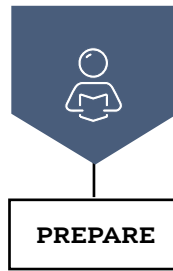
- ☐ Key Passage Phrase Marker

Tell about Jesus

- ☐ illustrated Bibles, several

Make a Bible bookmark

- ☐ cardstock, cut into strips
- ☐ hole punch
- ☐ ribbon
- ☐ stickers



YOUR HEART TO TEACH

GATHER Supplies

Keep a supply of the following items available during all teaching sessions: Allergy Alert, Bibles, washable markers, crayons, scissors (adult use), blunt-tipped scissors, construction paper, copy paper, glue sticks, glue, tape, baby dolls, blocks, play dough, and a beanbag.



WELCOME

Feel and guess the item

- ☐ Big Picture Question Poster
- ☐ Bible story picture poster
- ☐ large paper bag
- ☐ ribbon



LEARN

Learn and practice the key passage phrase

- ☐ Key Passage Phrase Marker



LOVE

Find the jewels

- ☐ large plastic container
- ☐ dried beans
- ☐ plastic jewels
- ☐ spoons
- ☐ small cups

Play a memory game

- ☐ "Memory Game" printable, 1 copy



LIVE

Make a scroll

- ☐ craft sticks
- ☐ ribbon
- ☐ "Key Passage Phrase Labels" printable, 1 copy

Missions Activity

- ☐ suitcase
- ☐ packing items for various environments and climates

Snack and transition

- ☐ snacks
- ☐ Activity Page, 1 per child
- ☐ Big Picture Cards For Families, 1 per child



BONUS

Hide and seek scroll

- ☐ ribbon, 1 piece

Say the key passage phrase

- ☐ Key Passage Phrase Marker

Dot paint Jesus

- ☐ large paper
- ☐ dot paper
- ☐ smocks



YOUR HEART TO TEACH

GATHER Supplies

Keep a supply of the following items available during all teaching sessions: Allergy Alert, Bibles, washable markers, crayons, scissors (adult use), blunt-tipped scissors, construction paper, copy paper, glue sticks, glue, tape, baby dolls, blocks, play dough, and a beanbag.



WELCOME

Feel and guess the item

- ☐ Big Picture Question Poster
- ☐ Bible story picture poster
- ☐ large paper bag
- ☐ toy horse



LEARN

Introduce the Bible story

- ☐ noise makers

Learn and practice the key passage phrase

- ☐ Key Passage Phrase Marker



LOVE

Play with animal figures

- ☐ animal figures (including horses)
- ☐ toy barn

Plan a celebration

- ☐ noise makers
- ☐ streamers
- ☐ party hats
- ☐ party plates
- ☐ party napkins
- ☐ toy food items



LIVE

Paint with white paing

- ☐ paint container
- ☐ white paint
- ☐ paintbrushes
- ☐ "Key Passage Phrase Labels" printable, 1 copy

Missions Activity

- ☐ small flower embellishments or tissue paper pieces

Snack and transition

- ☐ snacks
- ☐ Activity Page, 1 per child
- ☐ Big Picture Cards For Families, 1 per child



BONUS

Say the key passage phrase

- ☐ Key Passage Phrase Marker

Decorate a crown

- ☐ sentence strips
- ☐ stickers
- ☐ small mirror

Play instruments

- ☐ musical instruments
- ☐ children's worship songs



PREPARE

YOUR HEART TO TEACH

GATHER Supplies

Keep a supply of the following items available during all teaching sessions: Allergy Alert, Bibles, washable markers, crayons, scissors (adult use), blunt-tipped scissors, construction paper, copy paper, glue sticks, glue, tape, baby dolls, blocks, play dough, and a beanbag.



WELCOME

Feel and guess the item

- ☐ Big Picture Question Poster
- ☐ Bible story picture poster
- ☐ large paper bag
- ☐ facial paper



LEARN

Introduce the Bible story

- ☐ tissues

Learn and practice the key passage phrase

- ☐ Key Passage Phrase Marker



LOVE

Cut nature items

- ☐ nature items (grass, leaves, flowers, etc.)
- ☐ small container

Care for babies

- ☐ toy medical kit
- ☐ bandages



LIVE

Paint the sun

- ☐ paint (yellow and orange)
- ☐ gallon size ziplock bags
- ☐ smocks
- ☐ "Key Passage Phrase Labels" printable, 1 copy

Missions Activity

- ☐ "Betty Law Photos" printable, 1 copy
- ☐ star-shaped cookies, 1 per child
- ☐ paper plates, 1 per child
- ☐ frosting and sprinkles, optional

Snack and transition

- ☐ snacks
- ☐ Activity Page, 1 per child
- ☐ Big Picture Cards For Families, 1 per child



BONUS

Say the key passage phrase

- ☐ Key Passage Phrase Marker

Experiment with water

- ☐ cups of water
- ☐ blue food color
- ☐ plastic trays
- ☐ tissues
- ☐ water droppers
- ☐ smocks

Complete nature puzzles

- ☐ nature puzzles