

PRIOR TO TEACHING THE SESSION

GATHER Supplies

Keep a regular supply of the following items available at all times: Bibles, pens or pencils, markers, crayons, colored pencils, scissors, glue or tape, paper.



Activity Page

- ☐ "How Are We Saved?" activity page



Introduce the Session

- ☐ countdown video

Big Picture Question

- ☐ Big Picture Question Poster

Review the Timeline

- ☐ Giant Timeline

Tell the Bible Story

- ☐ "The Church Met Together" video
- ☐ Bible Story Picture Poster

Questions from Kids

- ☐ "Unit 34, Session 1" questions from kids video

Missions Moment

- ☐ "Send Chicago" mission video
- ☐ map of the United States

Key Passage Activity

- ☐ Key Passage Poster
- ☐ "His Glory Among the Nations (Psalm 96:3)" song
- ☐ worship song of your choice (optional)
- ☐ dry erase board and marker



Review & Bible Skills

- ☐ Small Group Timeline and Map Set (optional)



Activity Choice (Option 1)

- ☐ "Pizza" printable, 1 per kid

Activity Choice (Option 2)

- ☐ books of medium weight, 6–10

Reflection and Prayer

- ☐ Bible Story Coloring Page (optional)



PRIOR TO TEACHING THE SESSION

GATHER Supplies

Keep a regular supply of the following items available at all times: Bibles, pens or pencils, markers, crayons, colored pencils, scissors, glue or tape, paper.



WELCOME

Activity Page

- ☐ "Seek and Find" activity page

Session Starter (Option 1)

- ☐ dry erase board, 2
- ☐ dry erase markers, 2

Session Starter (Option 2)

- ☐ paper plates, 2 per kid
- ☐ cups of dry beans, 1 per kid
- ☐ staplers
- ☐ hole punches
- ☐ strips of ribbon
- ☐ stickers
- ☐ music



LEARN

Introduce the Session

- ☐ countdown video

Big Picture Question

- ☐ Big Picture Question Poster

Review the Timeline

- ☐ Giant Timeline

Tell the Bible Story

- ☐ "Paul and Silas Started Churches" video
- ☐ Bible Story Picture Poster

Questions from Kids

- ☐ "Unit 34, Session 2" questions from kids video

Missions Moment

- ☐ "Send Relief Chicago" missions video

Key Passage Activity

- ☐ Key Passage Poster
- ☐ "His Glory Among the Nations (Psalm 96:3)" song
- ☐ worship song of your choice (optional)
- ☐ notecards, 1 per kid
- ☐ highlighters, 1 per kid



LOVE

Review & Bible Skills

- ☐ Small Group Timeline and Map Set (optional)



LIVE

Activity Choice (Option 1)

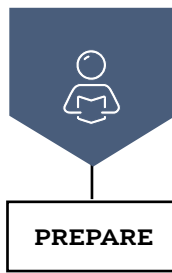
- ☐ basket or box, 1 per team
- ☐ balls, 1 per team

Activity Choice (Option 2)

- ☐ dry erase board
- ☐ dry erase marker

Reflection and Prayer

- ☐ Bible Story Coloring Page (optional)



PRIOR TO TEACHING THE SESSION

GATHER Supplies

Keep a regular supply of the following items available at all times: Bibles, pens or pencils, markers, crayons, colored pencils, scissors, glue or tape, paper.



WELCOME

Activity Page

- ☐ "What's the Way?" activity page

Session Starter (Option 1)

- ☐ crepe party streamers, 3

Session Starter (Option 2)

- ☐ poster papers, 5 or 6



LEARN

Introduce the Session

- ☐ countdown video

Big Picture Question

- ☐ Big Picture Question Poster

Review the Timeline

- ☐ Giant Timeline

Tell the Bible Story

- ☐ "Paul Visited the Churches" video
- ☐ Bible Story Picture Poster
- ☐ New Testament Mediterranean Map (optional)

Questions from Kids

- ☐ "Unit 34, Session 3" questions from kids video

Missions Moment

- ☐ "Chicago Ministry Center Photos" printable

Key Passage Activity

- ☐ Key Passage Poster
- ☐ "His Glory Among the Nations (Psalm 96:3)" song
- ☐ worship song of your choice (optional)
- ☐ ball



LOVE

Review & Bible Skills

- ☐ Small Group Timeline and Map Set (optional)



LIVE

Activity Choice (Option 1)

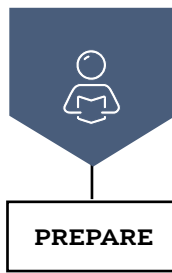
- ☐ balls, 2

Activity Choice (Option 2)

- ☐ Big Picture Question Poster
- ☐ index cards, 32

Reflection and Prayer

- ☐ Bible Story Coloring Page (optional)



PRIOR TO TEACHING THE SESSION

GATHER Supplies

Keep a regular supply of the following items available at all times: Bibles, pens or pencils, markers, crayons, colored pencils, scissors, glue or tape, paper.



WELCOME

Activity Page

- ☐ "What Glorifies God?" activity page

Session Starter (Option 2)

- ☐ 6- to 10-inch strands of rope, 1 per kid
- ☐ duct tape



LEARN

Introduce the Session

- ☐ countdown video

Big Picture Question

- ☐ Big Picture Question Poster

Review the Timeline

- ☐ Giant Timeline

Tell the Bible Story

- ☐ "We Are Here to Glorify God" video
- ☐ Bible Story Picture Poster

Questions from Kids

- ☐ "Unit 34, Session 4" questions from kids video

Missions Moment

- ☐ "My Name Is Roy" missions video

Key Passage Activity

- ☐ Key Passage Poster
- ☐ "His Glory Among the Nations (Psalm 96:3)" song
- ☐ worship song of your choice (optional)
- ☐ index cards, 6 per group
- ☐ beanbags, 1 per group
- ☐ painter's tape



LOVE

Review & Bible Skills

- ☐ Small Group Timeline and Map Set (optional)



LIVE

Activity Choice (Option 1)

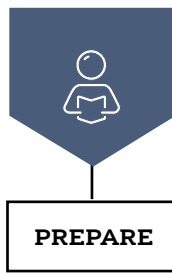
- ☐ foam door hangers, 1 per kid
- ☐ stickers
- ☐ dry erase board and marker

Activity Choice (Option 2)

- ☐ washable paint
- ☐ paintbrushes, 1 per kid
- ☐ wet wipes
- ☐ paper towels

Reflection and Prayer

- ☐ Bible Story Coloring Page (optional)



PRIOR TO TEACHING THE SESSION

GATHER Supplies

Keep a regular supply of the following items available at all times: Bibles, pens or pencils, markers, crayons, colored pencils, scissors, glue or tape, paper.



WELCOME

Activity Page

- ☐ “Danger!” activity page

Session Starter (Option 1)

- ☐ cardstock
- ☐ music

Session Starter (Option 2)

- ☐ scarves or bandanas, 2 per pair
- ☐ painter’s tape



LEARN

Introduce the Session

- ☐ countdown video

Big Picture Question

- ☐ Big Picture Question Poster

Review the Timeline

- ☐ Giant Timeline

Tell the Bible Story

- ☐ “Paul Returned to Jerusalem” video
- ☐ Bible Story Picture Poster
- ☐ New Testament Mediterranean Map (optional)

Questions from Kids

- ☐ “Unit 35, Session 1” questions from kids video

Missions Moment

- ☐ “Overview of Southeast Asia” missions video

Key Passage Activity

- ☐ Key Passage Poster
- ☐ “I Will Exalt You (Isaiah 25:1)” song
- ☐ worship song of your choice (optional)



LOVE

Review & Bible Skills

- ☐ Small Group Timeline and Map Set (optional)



LIVE

Activity Choice (Option 1)

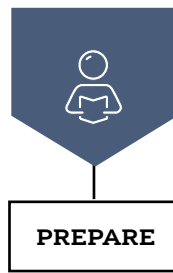
- ☐ tin can
- ☐ painter’s tape

Activity Choice (Option 2)

- ☐ dry erase board and marker
- ☐ past Bible Story Picture posters (optional)

Reflection and Prayer

- ☐ Bible Story Coloring Page (optional)



PRIOR TO TEACHING THE SESSION

GATHER Supplies

Keep a regular supply of the following items available at all times: Bibles, pens or pencils, markers, crayons, colored pencils, scissors, glue or tape, paper.



WELCOME

Activity Page

- ☐ "Color to Reveal" activity page

Session Starter (Option 2)

- ☐ cardstock, 1 per kid
- ☐ watercolor paint, 1 per kid
- ☐ bowls of water, 1 per table
- ☐ paintbrushes, 1 per kid



LEARN

Introduce the Session

- ☐ countdown video

Big Picture Question

- ☐ Big Picture Question Poster

Review the Timeline

- ☐ Giant Timeline

Tell the Bible Story

- ☐ "Paul Was on Trial" video
- ☐ Bible Story Picture Poster

Questions from Kids

- ☐ "Unit 35, Session 2" questions from kids video

Missions Moment

- ☐ "Ethan Chase and Southeast Asia Photos" printable

Key Passage Activity

- ☐ Key Passage Poster
- ☐ "I Will Exalt You (Isaiah 25:1)" song
- ☐ worship song of your choice (optional)



LOVE

Review & Bible Skills

- ☐ Small Group Timeline and Map Set (optional)



LIVE

Activity Choice (Option 1)

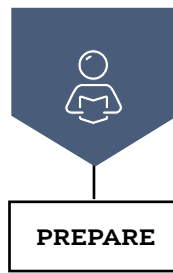
- ☐ "Gospel Booklet" printables, 1 per kid

Activity Choice (Option 2)

- ☐ 3 feet long ropes, 2

Reflection and Prayer

- ☐ Bible Story Coloring Page (optional)



PRIOR TO TEACHING THE SESSION

GATHER Supplies

Keep a regular supply of the following items available at all times: Bibles, pens or pencils, markers, crayons, colored pencils, scissors, glue or tape, paper.



WELCOME

Activity Page

- ☐ "What's Different?" activity page

Session Starter (Option 2)

- ☐ plastic wrap
- ☐ bag of candies



LEARN

Introduce the Session

- ☐ countdown video

Big Picture Question

- ☐ Big Picture Question Poster

Review the Timeline

- ☐ Giant Timeline

Tell the Bible Story

- ☐ "Paul Was Sent to Rome" video
- ☐ Bible Story Picture Poster

Questions from Kids

- ☐ "Unit 35, Session 3" questions from kids video

Missions Moment

- ☐ "Asia-Pacific Rim: We Need Jesus" missions video

Key Passage Activity

- ☐ Key Passage Poster
- ☐ "I Will Exalt You (Isaiah 25:1)" song
- ☐ worship song of your choice (optional)



LOVE

Review & Bible Skills

- ☐ Small Group Timeline and Map Set (optional)



LIVE

Activity Choice (Option 1)

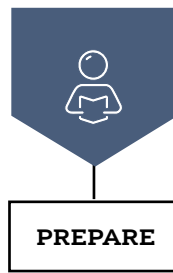
- ☐ rubber bouncy balls, 1 per group
- ☐ seashells, rocks, or jacks; 6 per group

Activity Choice (Option 2)

- ☐ Big Picture Question Poster

Reflection and Prayer

- ☐ Bible Story Coloring Page (optional)



PRIOR TO TEACHING THE SESSION

GATHER Supplies

Keep a regular supply of the following items available at all times: Bibles, pens or pencils, markers, crayons, colored pencils, scissors, glue or tape, paper.



WELCOME

Activity Page

- ☐ "Connect It" activity page

Session Starter (Option 1)

- ☐ painter's tape
- ☐ hula hoops, 1 per group

Session Starter (Option 2)

- ☐ pool noodles, 4
- ☐ long pieces of rope, 4



LEARN

Introduce the Session

- ☐ countdown video

Big Picture Question

- ☐ Big Picture Question Poster

Review the Timeline

- ☐ Giant Timeline

Tell the Bible Story

- ☐ "Paul Went to Rome" video
- ☐ Bible Story Picture Poster
- ☐ painter's tape (optional)
- ☐ New Testament Mediterranean Map (optional)

Questions from Kids

- ☐ "Unit 35, Session 4" questions from kids video

Missions Moment

- ☐ "Catching a Vision" missions video

Key Passage Activity

- ☐ Key Passage Poster
- ☐ "I Will Exalt You (Isaiah 25:1)" song
- ☐ worship song of your choice (optional)
- ☐ beach balls, 1 per group



LOVE

Review & Bible Skills

- ☐ Small Group Timeline and Map Set (optional)



LIVE

Activity Choice (Option 1)

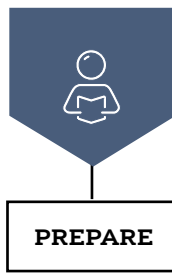
- ☐ "Southeast Asia Flags" printable, 1 per pair

Activity Choice (Option 2)

- ☐ poster papers, 2
- ☐ construction paper

Reflection and Prayer

- ☐ Bible Story Coloring Page (optional)



PRIOR TO TEACHING THE SESSION

GATHER Supplies

Keep a regular supply of the following items available at all times: Bibles, pens or pencils, markers, crayons, colored pencils, scissors, glue or tape, paper.



WELCOME

Activity Page

- ☐ "Scrambled Words" activity page

Session Starter (Option 1)

- ☐ "Places Cube" printable
- ☐ "Places Cards" printable

Session Starter (Option 2)

- ☐ bandanas, 1 per pair
- ☐ painter's tape
- ☐ cones, 3



LEARN

Introduce the Session

- ☐ countdown video

Big Picture Question

- ☐ Big Picture Question Poster

Review the Timeline

- ☐ Giant Timeline

Tell the Bible Story

- ☐ "Paul Preached in Rome" video
- ☐ Bible Story Picture Poster
- ☐ Bible time clothes (optional)

Questions from Kids

- ☐ "Unit 35, Session 5" questions from kids video

Missions Moment

- ☐ "Jeri Whitfield Photos" printable
- ☐ world map

Key Passage Activity

- ☐ Key Passage Poster
- ☐ "I Will Exalt You (Isaiah 25:1)" song
- ☐ worship song of your choice (optional)
- ☐ sticky notes



LOVE

Review & Bible Skills

- ☐ Small Group Timeline and Map Set (optional)



LIVE

Activity Choice (Option 2)

- ☐ "Places Cube" printable

Reflection and Prayer

- ☐ Bible Story Coloring Page (optional)



PRIOR TO TEACHING THE SESSION

GATHER Supplies

Keep a regular supply of the following items available at all times: Bibles, pens or pencils, markers, crayons, colored pencils, scissors, glue or tape, paper.



WELCOME

Activity Page

- ☐ “Purpose Word Search” activity page

Session Starter (Option 2)

- ☐ box or brown grocery bag
- ☐ household cleaning items such as laundry detergent, dish soap, toilet cleaner, multi-surface cleaner, etc.
- ☐ personal care items such as shampoo, body soap, hand sanitizer, toothbrush, etc.



LEARN

Introduce the Session

- ☐ countdown video

Big Picture Question

- ☐ Big Picture Question Poster

Review the Timeline

- ☐ Giant Timeline

Tell the Bible Story

- ☐ “We Are Here to Make Much of Jesus” video
- ☐ Bible Story Picture Poster
- ☐ dry erase board and marker (optional)

Questions from Kids

- ☐ “Unit 35, Session 6” questions from kids video

Key Passage Activity

- ☐ Key Passage Poster
- ☐ “I Will Exalt You (Isaiah 25:1)” song
- ☐ worship song of your choice (optional)



LOVE

Review & Bible Skills

- ☐ Small Group Timeline and Map Set (optional)



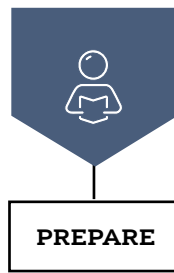
LIVE

Activity Choice (Option 2)

- ☐ cardboard pieces, 1 per kid
- ☐ cardstock
- ☐ construction paper

Reflection and Prayer

- ☐ Bible Story Coloring Page (optional)



PRIOR TO TEACHING THE SESSION

GATHER Supplies

Keep a regular supply of the following items available at all times: Bibles, pens or pencils, markers, crayons, colored pencils, scissors, glue or tape, paper.



WELCOME

Activity Page

- ☐ "Jesus Is Worthy" activity page

Session Starter (Option 1)

- ☐ brown paper, 1 per kid
- ☐ straws or dowels, 2 per kid

Session Starter (Option 2)

- ☐ craft sticks, 2 per kid
- ☐ yellow cupcake liners, 1 per kid
- ☐ white cupcake liners, 1 per kid
- ☐ googly eyes, 4 per kid
- ☐ cotton balls



LEARN

Introduce the Session

- ☐ countdown video

Big Picture Question

- ☐ Big Picture Question Poster

Review the Timeline

- ☐ Giant Timeline

Tell the Bible Story

- ☐ "Jesus Is Worthy of Worship" video
- ☐ Bible Story Picture Poster

Questions from Kids

- ☐ "Unit 36, Session 1" questions from kids video

Missions Moment

- ☐ "Betty Law" missions video
- ☐ world map

Key Passage Activity

- ☐ Key Passage Poster
- ☐ "Be No More (Revelation 21:4)" song
- ☐ worship song of your choice (optional)



LOVE

Review & Bible Skills

- ☐ Small Group Timeline and Map Set (optional)



LIVE

Activity Choice (Option 1)

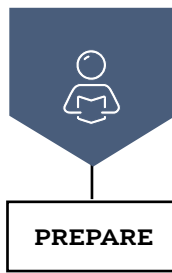
- ☐ painter's tape
- ☐ empty wrapping paper tube

Activity Choice (Option 2)

- ☐ dry erase board

Reflection and Prayer

- ☐ Bible Story Coloring Page (optional)



PRIOR TO TEACHING THE SESSION

GATHER Supplies

Keep a regular supply of the following items available at all times: Bibles, pens or pencils, markers, crayons, colored pencils, scissors, glue or tape, paper.



WELCOME

Activity Page

- ☐ “Crown Him” activity page

Session Starter (Option 1)

- ☐ inflated beach ball

Session Starter (Option 2)

- ☐ long ropes, 2
- ☐ laundry baskets, 2
- ☐ painter’s tape
- ☐ books or other weighted objects



LEARN

Introduce the Session

- ☐ countdown video

Big Picture Question

- ☐ Big Picture Question Poster

Review the Timeline

- ☐ Giant Timeline

Tell the Bible Story

- ☐ “Jesus Will Return One Day” video
- ☐ Bible Story Picture Poster
- ☐ paper crown and toy sword (optional)
- ☐ party decorations (optional)

Questions from Kids

- ☐ “Unit 36, Session 2” questions from kids video

Missions Moment

- ☐ “Betty Law Photos” printable
- ☐ world map

Key Passage Activity

- ☐ Key Passage Poster
- ☐ “Be No More (Revelation 21:4)” song
- ☐ worship song of your choice (optional)
- ☐ dry erase board and marker



LOVE

Review & Bible Skills

- ☐ Small Group Timeline and Map Set (optional)



LIVE

Activity Choice (Option 1)

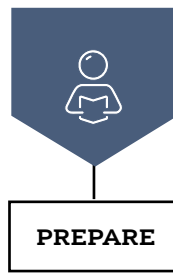
- ☐ 3 inch cardboard circles, 1 per kid
- ☐ pennies, 6 per kid
- ☐ hot glue gun

Activity Choice (Option 2)

- ☐ paper cups
- ☐ timer

Reflection and Prayer

- ☐ Bible Story Coloring Page (optional)



PRIOR TO TEACHING THE SESSION

GATHER Supplies

Keep a regular supply of the following items available at all times: Bibles, pens or pencils, markers, crayons, colored pencils, scissors, glue or tape, paper.



WELCOME

Activity Page

- ☐ "All Made New" activity page

Session Starter (Option 1)

- ☐ bottle of 10% iodine solution
- ☐ vitamin C tablets, 3
- ☐ plastic bag
- ☐ glass jar
- ☐ cup
- ☐ pipette
- ☐ water

Session Starter (Option 2)

- ☐ music



LEARN

Introduce the Session

- ☐ countdown video

Big Picture Question

- ☐ Big Picture Question Poster

Review the Timeline

- ☐ Giant Timeline

Tell the Bible Story

- ☐ "We Will Be Part of the New Heaven and Earth" video
- ☐ Bible Story Picture Poster
- ☐ kingdom props such as crowns, jewelry, etc. (optional)
- ☐ flashlight (optional)

Questions from Kids

- ☐ "Unit 36, Session 3" questions from kids video

Missions Moment

- ☐ "Betty Law Photos" printable

Key Passage Activity

- ☐ Key Passage Poster
- ☐ "Be No More (Revelation 21:4)" song
- ☐ worship song of your choice (optional)



LOVE

Review & Bible Skills

- ☐ Small Group Timeline and Map Set (optional)



LIVE

Activity Choice (Option 1)

- ☐ electronic device

Activity Choice (Option 2)

- ☐ stickers
- ☐ watercolor paints, 1 per kid
- ☐ paintbrushes, 1 per kid
- ☐ cups of water, 1 per table

Reflection and Prayer

- ☐ Bible Story Coloring Page (optional)