

PRIOR TO TEACH THE SESSION

GATHER Supplies

Standard supplies for each session: Bibles (full-size, small, and handheld), Allergy Alert, Big Picture Card, construction paper, tape (clear, duct, and painter's), copy paper, large crayons, scissors (adult use), glue sticks, beanbag, foam or cardboard blocks, play dough, paper cups, napkins, snacks



BABIES ACTIVITIES

Learning activities

- ☐ Bible Story Picture Poster
- ☐ Key Passage Phrase Card

Find the need

- ☐ plastic bowls
- ☐ various pictures of Jesus

See God's wonderful works

- ☐ horseshoe-shaped pillows
- ☐ nonbreakable mirrors



TODDLER ACTIVITIES

Learning activities

- ☐ Bible Story Picture Poster

Circle time

- ☐ Bible Story Picture Poster
- ☐ Key Passage Phrase Card

Grow the church

- ☐ "Grow the Church" printable

Be like Paul and Barnabas

- ☐ large cardboard box (optional)

Observing God's wonderful works

- ☐ nature items in different sizes and textures (pine cones, leaves, flowers, etc.)
- ☐ nonbreakable magnifying glasses



BONUS TEACHING HOUR

Transition activity: Find the needs and wants

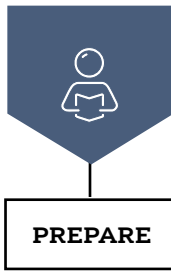
- ☐ various toy need items (food, house, bottled water)
- ☐ various toy want items (stuffed animal, candy, gift bag)
- ☐ picture of Jesus

Write a letter

- ☐ stickers or alphabet stamps with washable ink pads

Grow the church

- ☐ plastic interlocking blocks or wooden blocks
- ☐ toy figurines



PRIOR TO TEACH THE SESSION

GATHER Supplies

Standard supplies for each session: Bibles (full-size, small, and handheld), Allergy Alert, Big Picture Card, construction paper, tape (clear, duct, and painter's), copy paper, large crayons, scissors (adult use), glue sticks, beanbag, foam or cardboard blocks, play dough, paper cups, napkins, snacks



BABIES ACTIVITIES

Learning activities

- ☐ Bible Story Picture Poster
- ☐ Key Passage Phrase Card

Paint Lydia

- ☐ "Lydia Heard about Jesus" printable
- ☐ heavyweight paper
- ☐ gallon-size ziplock bags
- ☐ washable paint

Build up and tell

- ☐ horseshoe-shaped pillows



TODDLER ACTIVITIES

Learning activities

- ☐ Bible Story Picture Poster

Circle time

- ☐ Bible Story Picture Poster
- ☐ Key Passage Phrase Card

Break chains

- ☐ strips of construction paper (1-inch wide, 8 strips per child)

Play with shakers

- ☐ rhythm shakers

Tumbling towers

- ☐ worship music
- ☐ electronic device

Shake it up

- ☐ tin containers (1 per object)
- ☐ various objects (cotton balls, paper clips, puzzle pieces, tissues, a key, coins, a picture of Jesus, etc.)



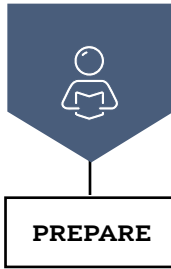
BONUS TEACHING HOUR

Paint the picture

- ☐ "Lydia Heard about Jesus" printable
- ☐ heavyweight paper
- ☐ paintbrushes
- ☐ painting smocks
- ☐ washable watercolor paints
- ☐ paper towels
- ☐ water

Spy God's wonderful works

- ☐ strollers



PRIOR TO TEACH THE SESSION

GATHER Supplies

Standard supplies for each session: Bibles (full-size, small, and handheld), Allergy Alert, Big Picture Card, construction paper, tape (clear, duct, and painter's), copy paper, large crayons, scissors (adult use), glue sticks, beanbag, foam or cardboard blocks, play dough, paper cups, napkins, snacks



BABIES ACTIVITIES

Learning activities

- ☐ Bible Story Picture Poster
- ☐ Key Passage Phrase Card

Heal and stick

- ☐ self-adhesive bandages or stickers to resemble them
- ☐ baby dolls

Travel the church

- ☐ strollers



TODDLER ACTIVITIES

Learning activities

- ☐ Bible Story Picture Poster

Circle time

- ☐ Bible Story Picture Poster
- ☐ Key Passage Phrase Card

Paint a hug

- ☐ "Heart Hug" printable, 1 per child
- ☐ painting smocks
- ☐ cotton swabs
- ☐ washable paint
- ☐ baby wipes

Act it out

- ☐ Bible times clothing

Church puzzles

- ☐ "Churches" printable
- ☐ heavyweight paper



BONUS TEACHING HOUR

Transition activity: Spy the picture

- ☐ Bible Story Picture Poster

Travel the road

- ☐ toy cars, trucks, or other forms of transportation

Find the good news

- ☐ bookmark or Key Passage Phrase Card



PRIOR TO TEACH THE SESSION

GATHER Supplies

Standard supplies for each session: Bibles (full-size, small, and handheld), Allergy Alert, Big Picture Card, construction paper, tape (clear, duct, and painter's), copy paper, large crayons, scissors (adult use), glue sticks, beanbag, foam or cardboard blocks, play dough, paper cups, napkins, snacks



BABIES ACTIVITIES

Learning activities

- ☐ Bible Story Picture Poster
- ☐ Key Passage Phrase Card

Paint with sponges

- ☐ sponges cut into heart, star, and triangle shapes
- ☐ heavyweight paper
- ☐ painting smocks
- ☐ washable paint
- ☐ baby wipes

Show love

- ☐ baby dolls
- ☐ items to show love (small blankets; toy plates, bowls, and utensils; or other classroom items)



TODDLER ACTIVITIES

Learning activities

- ☐ Bible Story Picture Poster

Circle time

- ☐ Bible Story Picture Poster
- ☐ Key Passage Phrase Card

Sponge the shapes

- ☐ sponges
- ☐ heavyweight paper
- ☐ washable paint
- ☐ painting smocks
- ☐ baby wipes

Tap and say

- ☐ inflated balloon

Show love

- ☐ index cards



BONUS TEACHING HOUR

Transition activity: Thread the love

- ☐ heavyweight paper
- ☐ hole punch
- ☐ precut pieces of yarn

Make a mosaic heart

- ☐ heavyweight paper
- ☐ colorful tissue paper



PRIOR TO TEACH THE SESSION

GATHER Supplies

Standard supplies for each session: Bibles (full-size, small, and handheld), Allergy Alert, Big Picture Card, construction paper, tape (clear, duct, and painter's), copy paper, large crayons, scissors (adult use), glue sticks, beanbag, foam or cardboard blocks, play dough, paper cups, napkins, snacks



BABIES ACTIVITIES

Learning activities

- ☐ Bible Story Picture Poster
- ☐ Key Passage Phrase Card

Practice yes and no

- ☐ Bible Story Picture Poster

Examine ribbons

- ☐ ribbons, strips of fabric, and leather
- ☐ hula hoop
- ☐ horseshoe-shaped pillows



TODDLER ACTIVITIES

Learning activities

- ☐ Bible Story Picture Poster

Circle time

- ☐ Bible Story Picture Poster
- ☐ Key Passage Phrase Card

Make story art

- ☐ cardboard tubes (2 per child)
- ☐ several construction paper cutouts of handprints
- ☐ precut strings

Play with dolls

- ☐ baby dolls
- ☐ precut strips of ribbon

Sing in the mirrors

- ☐ nonbreakable mirrors

Stop and start

- ☐ upbeat worship music
- ☐ electronic device



BONUS TEACHING HOUR

Transition activity: Express likes and dislikes

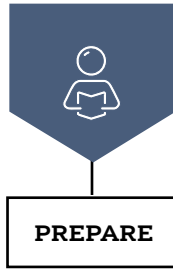
- ☐ basket
- ☐ toy food items

Warn Paul

- ☐ scarves

Pass the Word

- ☐ handheld Bible
- ☐ worship music
- ☐ electronic device



PRIOR TO TEACH THE SESSION

GATHER Supplies

Standard supplies for each session: Bibles (full-size, small, and handheld), Allergy Alert, Big Picture Card, construction paper, tape (clear, duct, and painter's), copy paper, large crayons, scissors (adult use), glue sticks, beanbag, foam or cardboard blocks, play dough, paper cups, napkins, snacks



BABIES ACTIVITIES

Learning activities

- ☐ Bible Story Picture Poster
- ☐ Key Passage Phrase Card

Talk with one another

- ☐ cardboard tubes of different sizes



TODDLER ACTIVITIES

Learning activities

- ☐ Bible Story Picture Poster

Circle time

- ☐ Bible Story Picture Poster
- ☐ Key Passage Phrase Card

Trace letters

- ☐ cotton swabs
- ☐ washable paint
- ☐ paper plates

Solve a puzzle

- ☐ sticky notes

Find Paul

- ☐ flashlights
- ☐ figurine



BONUS TEACHING HOUR

Play dress up

- ☐ community helper dress-up clothes (firefighter's hat, police officer's badge and hat, vest for traffic police, whistle, etc.)

Be brave

- ☐ cardboard or poster board
- ☐ hole punch
- ☐ permanent marker
- ☐ precut pieces of string or yarn



PRIOR TO TEACH THE SESSION

GATHER Supplies

Standard supplies for each session: Bibles (full-size, small, and handheld), Allergy Alert, Big Picture Card, construction paper, tape (clear, duct, and painter's), copy paper, large crayons, scissors (adult use), glue sticks, beanbag, foam or cardboard blocks, play dough, paper cups, napkins, snacks



BABIES ACTIVITIES

Learning activities

- ☐ Bible Story Picture Poster
- ☐ Key Passage Phrase Card

Make shaker art

- ☐ index card
- ☐ large plastic jars
- ☐ table tennis balls
- ☐ washable paint

Know and love Jesus

- ☐ horseshoe-shaped pillows



TODDLER ACTIVITIES

Learning activities

- ☐ Bible Story Picture Poster

Circle time

- ☐ Bible Story Picture Poster
- ☐ Key Passage Phrase Card

Make a snack

- ☐ graham cracker
- ☐ pretzel sticks
- ☐ plates (optional)
- ☐ knife (adult use only)
- ☐ cream cheese

Go on a numbers hunt

- ☐ sticky notes

Make good choices

- ☐ red and green markers
- ☐ classroom toys (puppets, stuffed animals, and so forth)

Connect the dots

- ☐ markers, crayons, or stickers



BONUS TEACHING HOUR

Transition activity: Count to two

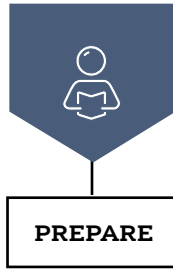
- ☐ pairs of various classroom items

Play along to the song

- ☐ electronic device
- ☐ musical instruments or scarves

Make crowns

- ☐ paper plates
- ☐ stickers and crayons



PRIOR TO TEACH THE SESSION

GATHER Supplies

Standard supplies for each session: Bibles (full-size, small, and handheld), Allergy Alert, Big Picture Card, construction paper, tape (clear, duct, and painter's), copy paper, large crayons, scissors (adult use), glue sticks, beanbag, foam or cardboard blocks, play dough, paper cups, napkins, snacks



BABIES ACTIVITIES

Learning activities

- ☐ Bible Story Picture Poster
- ☐ Key Passage Phrase Card

Read safety books

- ☐ Bible board books
- ☐ board books about safety
- ☐ horseshoe-shaped pillows

Play with water

- ☐ plastic container
- ☐ water



TODDLER ACTIVITIES

Learning activities

- ☐ Bible Story Picture Poster

Circle time

- ☐ Bible Story Picture Poster
- ☐ Key Passage Phrase Card

Play out the story

- ☐ large, shallow container
- ☐ water
- ☐ people figurines
- ☐ plastic boats (or cups)

Create wave art

- ☐ spoon
- ☐ white glue
- ☐ shaving cream
- ☐ large bowl
- ☐ heavyweight paper
- ☐ blue washable paint



BONUS TEACHING HOUR

Transition activity: Make waves

- ☐ blue towels, blankets, or a tarp
- ☐ foam boat shape cutouts or plastic boats (optional)

Ride a boat

- ☐ chairs (one per toddler)

Go on a safety walk

- ☐ strollers



PRIOR TO TEACH THE SESSION

GATHER Supplies

Standard supplies for each session: Bibles (full-size, small, and handheld), Allergy Alert, Big Picture Card, construction paper, tape (clear, duct, and painter's), copy paper, large crayons, scissors (adult use), glue sticks, beanbag, foam or cardboard blocks, play dough, paper cups, napkins, snacks



BABIES ACTIVITIES

Learning activities

- ☐ Bible Story Picture Poster
- ☐ Key Passage Phrase Card

Paint a picture

- ☐ gallon-size ziplock bag
- ☐ washable paint



TODDLER ACTIVITIES

Learning activities

- ☐ Bible Story Picture Poster

Circle time

- ☐ Bible Story Picture Poster
- ☐ Key Passage Phrase Card

Explore transportation

- ☐ various transportation toys such as boats, cars, and bikes

Prepare for visitors

- ☐ various age-appropriate housekeeping or kitchen supplies

Decorate Paul's house

- ☐ large cardboard box
- ☐ art supplies (stickers, markers, stamps, etc.)

Spread news

- ☐ tissue paper
- ☐ bowl
- ☐ water



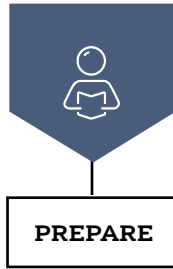
BONUS TEACHING HOUR

Transition Activity: Build houses

- ☐ people figures

Ride the waves

- ☐ shaving cream
- ☐ rimmed baking sheet
- ☐ blue food color
- ☐ heavyweight paper
- ☐ paper plates (cut in half)



PRIOR TO TEACH THE SESSION

GATHER Supplies

Standard supplies for each session: Bibles (full-size, small, and handheld), Allergy Alert, Big Picture Card, construction paper, tape (clear, duct, and painter's), copy paper, large crayons, scissors (adult use), glue sticks, beanbag, foam or cardboard blocks, play dough, paper cups, napkins, snacks



BABIES ACTIVITIES

Learning activities

- ☐ Bible Story Picture Poster
- ☐ Key Passage Phrase Card

Take care of people

- ☐ baby dolls
- ☐ various doll supplies such as bottles, blankets, and so forth

Send love

- ☐ tissue boxes
- ☐ foam hearts



TODDLER ACTIVITIES

Learning activities

- ☐ Bible Story Picture Poster

Circle time

- ☐ Bible Story Picture Poster
- ☐ Key Passage Phrase Card

Make letter art

- ☐ letter stamps
- ☐ washable ink pads

Play balloon badminton

- ☐ inflated balloon

Play music

- ☐ rhythm instruments

Make hearts

- ☐ chenille stem



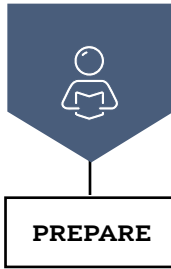
BONUS TEACHING HOUR

Transition activity: Stuff envelopes

- ☐ envelopes
- ☐ index cards
- ☐ shoebox

Clean up toys

- ☐ bin
- ☐ various classroom toys



PRIOR TO TEACH THE SESSION

GATHER Supplies

Standard supplies for each session: Bibles (full-size, small, and handheld), Allergy Alert, Big Picture Card, construction paper, tape (clear, duct, and painter's), copy paper, large crayons, scissors (adult use), glue sticks, beanbag, foam or cardboard blocks, play dough, paper cups, napkins, snacks



BABIES ACTIVITIES

Learning activities

- ☐ Bible Story Picture Poster
- ☐ Key Passage Phrase Card

Find the crowns

- ☐ index cards
- ☐ horseshoe-shaped pillows

Wipe away the tears

- ☐ "Face" printable
- ☐ sheet protectors
- ☐ dry erase markers
- ☐ dry washcloth



TODDLER ACTIVITIES

Learning activities

- ☐ Bible Story Picture Poster

Circle time

- ☐ Bible Story Picture Poster
- ☐ Key Passage Phrase Card

Explore different ways to worship

- ☐ inflated beach ball

Look through the telescope

- ☐ items to make a telescope
(cardboard tubes, wrapping
paper tubes, rolled-up pieces
of paper, etc.)

Play with sponges

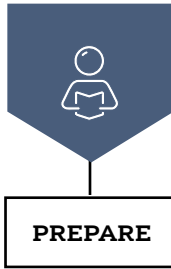
- ☐ containers, 2
- ☐ water
- ☐ towel
- ☐ sponges
- ☐ paper towels



BONUS TEACHING HOUR

Shape glasses

- ☐ chenille stems



PRIOR TO TEACH THE SESSION

GATHER Supplies

Standard supplies for each session: Bibles (full-size, small, and handheld), Allergy Alert, Big Picture Card, construction paper, tape (clear, duct, and painter's), copy paper, large crayons, scissors (adult use), glue sticks, beanbag, foam or cardboard blocks, play dough, paper cups, napkins, snacks



BABIES ACTIVITIES

Learning activities

- ☐ Bible Story Picture Poster
- ☐ Key Passage Phrase Card

Play instruments

- ☐ age-appropriate worship music
- ☐ electronic device
- ☐ various play instruments (tambourines, drums, shakers, etc.)

Play "What is missing?"

- ☐ horseshoe-shaped pillows
- ☐ various classroom items



TODDLER ACTIVITIES

Learning activities

- ☐ Bible Story Picture Poster

Circle time

- ☐ Bible Story Picture Poster
- ☐ Key Passage Phrase Card

Race like horses

- ☐ pool noodles, 2

Make a sword

- ☐ large and small craft sticks
- ☐ liquid glue or adhesive dots



BONUS TEACHING HOUR

Transition activity: Find the horses

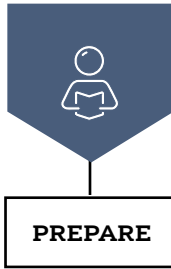
- ☐ white plastic horses or pictures of white horses
- ☐ Bible Story Picture Poster

Celebrate Jesus

- ☐ plastic eggs
- ☐ popcorn kernels
- ☐ plastic spoons
- ☐ decorative tape (optional)
- ☐ upbeat worship music
- ☐ electronic device

Test your strength

- ☐ objects in varying weights (a feather, pencil, plastic animal toy, large book, etc.)



PRIOR TO TEACH THE SESSION

GATHER Supplies

Standard supplies for each session: Bibles (full-size, small, and handheld), Allergy Alert, Big Picture Card, construction paper, tape (clear, duct, and painter's), copy paper, large crayons, scissors (adult use), glue sticks, beanbag, foam or cardboard blocks, play dough, paper cups, napkins, snacks



BABIES ACTIVITIES

Learning activities

- ☐ Bible Story Picture Poster
- ☐ Key Passage Phrase Card

Roll the ball

- ☐ horseshoe-shaped pillows
- ☐ ball

Collect the objects

- ☐ various classroom objects
- ☐ bucket
- ☐ horseshoe-shaped pillows



TODDLER ACTIVITIES

Learning activities

- ☐ Bible Story Picture Poster

Circle time

- ☐ Bible Story Picture Poster
- ☐ Key Passage Phrase Card

Create a tissue paper earth

- ☐ clear contact plastic
- ☐ blue and green tissue paper squares

Sit on the throne

- ☐ chair
- ☐ upbeat worship music
- ☐ electronic device

Shine the light

- ☐ flashlight



BONUS TEACHING HOUR

Examine belts and sandals

- ☐ foam or interlocking blocks
- ☐ various objects from around the room