

YOUR HEART TO TEACH

GATHER Supplies

Keep a supply of the following items available during all teaching sessions: Allergy Alert, Bibles, washable markers, crayons, scissors (adult use), blunt-tipped scissors, construction paper, copy paper, glue sticks, glue, tape, baby dolls, blocks, play dough, and a beanbag.



WELCOME

Build a jail with blocks

- ☐ Big Picture Question Poster
- ☐ Bible Story Picture Poster
- ☐ toy people figures



LEARN

Introduce the Bible story

- ☐ Bible Story Picture Poster
- ☐ painter's tape

Learn and practice the key passage phrase

- ☐ Key Passage Phrase Marker



LOVE

Unlock locks with keys

- ☐ various locks with keys, 3 or 4
- ☐ large key chains

Free people from "jail"

- ☐ toy people figures, 6
- ☐ 6-cup muffin tin



LIVE

Make a paper bag puppet

- ☐ paper lunch sacks, 1 per child
- ☐ colored yarn
- ☐ large googly eyes

Missions activity

- ☐ "European Flag Puzzles" printable
- ☐ world map or globe

Snack and transition

- ☐ snacks
- ☐ Activity Page, 1 per child
- ☐ Big Picture Cards For Families, 1 per child



BONUS

Sit in a jail

- ☐ Bible Story Picture Poster
- ☐ large bedsheet

Tell good news

- ☐ paper towel tubes, 1 per child
- ☐ assorted stickers



PREPARE

YOUR HEART TO TEACH

GATHER Supplies

Keep a supply of the following items available during all teaching sessions: Allergy Alert, Bibles, washable markers, crayons, scissors (adult use), blunt-tipped scissors, construction paper, copy paper, glue sticks, glue, tape, baby dolls, blocks, play dough, and a beanbag.



WELCOME



LEARN



LOVE



LIVE



BONUS

Form groups of 7

- ☐ Big Picture Question Poster

Introduce the Bible story

- ☐ Bible Story Picture Poster
- ☐ plain boxes, 7

Review the Bible story

- ☐ plain boxes, 7

Learn and practice the key passage phrase

- ☐ Key Passage Phrase Marker
- ☐ plain boxes, 7

Draw a people mosaic

- ☐ large craft paper

Pack up food

- ☐ toy food items
- ☐ empty grocery items
- ☐ plain boxes, 7

Explore ways to serve in church

- ☐ large tote bag
- ☐ church bulletin
- ☐ offering plate
- ☐ small musical instrument
- ☐ extra leader guide
- ☐ baby care item

Put “people” into church

- ☐ large craft sticks
- ☐ plastic bucket

Missions activity

- ☐ “Jones Family Photo” printable
- ☐ building materials (wooden blocks, cereal boxes, cardboard tubes)

Snack and transition

- ☐ snacks
- ☐ Activity Page, 1 per child
- ☐ Big Picture Cards For Families, 1 per child

Find and count people

- ☐ people figures, 7

Care for others

- ☐ baby dolls
- ☐ baby doll care items
- ☐ toy dishes
- ☐ toy food

Clean the classroom

- ☐ spray bottle with water
- ☐ duster
- ☐ toy broom and dustpan
- ☐ toy vacuum cleaner
- ☐ paper towels



PREPARE

YOUR HEART TO TEACH

GATHER Supplies

Keep a supply of the following items available during all teaching sessions: Allergy Alert, Bibles, washable markers, crayons, scissors (adult use), blunt-tipped scissors, construction paper, copy paper, glue sticks, glue, tape, baby dolls, blocks, play dough, and a beanbag.



WELCOME

Build a city with blocks and stones

- ☐ Big Picture Question Poster
- ☐ Bible Story Picture Poster
- ☐ large polished stones



LEARN

Introduce the Bible story

- ☐ Bible Story Picture Poster

Learn and practice the key passage phrase

- ☐ Key Passage Phrase Marker



LOVE

Cut hearts out of paper

- ☐ Put together Jesus puzzles
- ☐ 3 or 4 wooden puzzles about the life of Jesus

Spell J-E-S-U-S with stones

- ☐ 5 smooth stones
- ☐ permanent marker



LIVE

Make a verse chain

- ☐ "Key Passage Chain" printable, 1 copy per child
- ☐ variety of colored copy paper

Missions activity

- ☐ washable paints
- ☐ painting smocks
- ☐ toy cars
- ☐ tape
- ☐ plastic tablecloth

Snack and transition

- ☐ snacks
- ☐ Activity Page, 1 per child
- ☐ Big Picture Cards For Families, 1 per child



BONUS

Make a J for Jesus

- ☐ chenille stems
- ☐ large foam beads
- ☐ bin

Wash stones

- ☐ several polished stones (too large to be swallowed)
- ☐ small bin of water
- ☐ large beach towel
- ☐ Key Passage Phrase Marker



PREPARE

YOUR HEART TO TEACH

GATHER Supplies

Keep a supply of the following items available during all teaching sessions: Allergy Alert, Bibles, washable markers, crayons, scissors (adult use), blunt-tipped scissors, construction paper, copy paper, glue sticks, glue, tape, baby dolls, blocks, play dough, and a beanbag.



WELCOME



LEARN



LOVE



LIVE



BONUS

Build with blocks on a desert road

- ☐ large, shallow plastic bin, such as an under the bed box
- ☐ clean sand
- ☐ Big Picture Question Poster

Introduce the Bible story

- ☐ 5- to 6-foot length of brown bulletin board paper
- ☐ small bins
- ☐ Bible Story Picture Poster

Review the Bible story

- ☐ bulletin board paper from Introduce the Bible Story
- ☐ crayons or markers in small bins

Learn and practice the key passage phrase

- ☐ Key Passage Phrase Marker

Paint with horse feet

- ☐ washable tempera paint
- ☐ foam plate
- ☐ paint smocks
- ☐ vinyl plastic horse figures

Make and drive a chariot

- ☐ large rectangular box—big enough for a child to sit in
- ☐ large paper plates, 2
- ☐ nature-themed stickers

Brush sand to reveal a verse

- ☐ Key Passage Phrase Marker
- ☐ clean play sand
- ☐ large paint brush
- ☐ shoebox

Missions activity

- ☐ “Jones Family Photo” printable
- ☐ traditional mini pretzels
- ☐ pretzel sticks
- ☐ napkins

Snack and transition

- ☐ snacks
- ☐ Activity Page, 1 per child
- ☐ Big Picture Cards For Families, 1 per child

Unroll a scroll

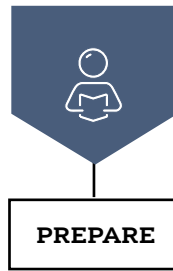
- ☐ yarn

Drive vehicles around the world

- ☐ small, wheeled vehicles: cars, trucks, motorcycles
- ☐ globe

Draw a J in sand

- ☐ Key Passage Phrase Marker
- ☐ shallow bin
- ☐ clean play sand
- ☐ unsharpened pencil



YOUR HEART TO TEACH

GATHER Supplies

Keep a supply of the following items available during all teaching sessions: Allergy Alert, Bibles, washable markers, crayons, scissors (adult use), blunt-tipped scissors, construction paper, copy paper, glue sticks, glue, tape, baby dolls, blocks, play dough, and a beanbag.



WELCOME

Arrange blocks on a cross

- ☐ various building blocks
- ☐ Big Picture Question Poster
- ☐ painter's tape



LEARN

Introduce the Bible story

- ☐ bulletin board paper, cut into a large cross shape
- ☐ star stickers

Learn and practice the key passage phrase

- ☐ rhythm instruments, 1 per child



LOVE

Write letters to friends

- ☐ blank note cards
- ☐ stationery paper
- ☐ stickers
- ☐ envelopes
- ☐ shoebox with lid
- ☐ adult scissors or box cutter (adult use only)

Dress in Bible-times clothing and deliver Bibles

- ☐ Bible dress-up clothing, or
- ☐ colored adult-size T-shirts
- ☐ strips of cloth for belts
- ☐ messenger bag or tote bag
- ☐ small Bibles



LIVE

Wrap yarn around wooden crosses

- ☐ large craft sticks
- ☐ craft glue
- ☐ colored yarn
- ☐ Key Passage Phrase Marker, 1 per child

Snack and transition

- ☐ snacks
- ☐ Activity Page, 1 per child
- ☐ Big Picture Cards For Families, 1 per child



BONUS

Worship with singing and dancing

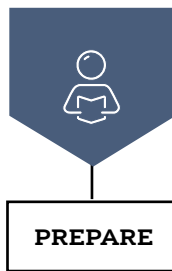
- ☐ worship song of your choice

Hunt for stars

- ☐ large star stickers, 1 per child
- ☐ flashlights, 1 per child

Write words with letter tiles

- ☐ large wooden letter tiles or alphabet blocks
- ☐ index card



YOUR HEART TO TEACH

GATHER Supplies

Keep a supply of the following items available during all teaching sessions: Allergy Alert, Bibles, washable markers, crayons, scissors (adult use), blunt-tipped scissors, construction paper, copy paper, glue sticks, glue, tape, baby dolls, blocks, play dough, and a beanbag.



WELCOME

Find clothes in the sensory bin

- ☐ Big Picture Question Poster
- ☐ shallow bin, tub or box* (keep to use throughout the unit)
- ☐ fabric scraps, enough to fill the bin and hide the doll clothes
- ☐ doll clothes or baby clothing



LEARN

Learn and practice the key passage phrase

- ☐ Key Passage Phrase Marker



LOVE

Pack a box

- ☐ clean empty box
- ☐ items to support a local ministry (gently used clothing, canned goods, travel-size toiletries, etc.)

Spell with magnet letters

- ☐ magnetic cookie sheet or other magnetic surface
- ☐ magnetic letters (pick out letters needed to spell Jesus, Peter, miracles)
- ☐ index cards



LIVE

Label the diagram

- ☐ "Body Diagram" printable, 2 copies

Missions activity

- ☐ blue construction paper
- ☐ mini multicolored and full-size cupcake liners
- ☐ googly eyes
- ☐ blue sequins (optional)
- ☐ white binder reinforcement stickers (optional)

Snack and transition

- ☐ snacks
- ☐ Activity Page, 1 per child
- ☐ Big Picture Cards For Families, 1 per child



BONUS

Lay on floor mat "beds"

- ☐ nap mats or small blankets, 1 per child

Say key passage phrase

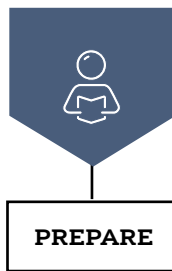
- ☐ Key Passage Phrase Marker

Decorate the box

- ☐ box of items collected and packed during "Pack a box"
- ☐ heart-shaped and smiley stickers

Play with a doctor kit and bandage a doll

- ☐ toy doctor kit
- ☐ bandages such as gauze or ace
- ☐ baby doll(s)



YOUR HEART TO TEACH

GATHER Supplies

Keep a supply of the following items available during all teaching sessions: Allergy Alert, Bibles, washable markers, crayons, scissors (adult use), blunt-tipped scissors, construction paper, copy paper, glue sticks, glue, tape, baby dolls, blocks, play dough, and a beanbag.



WELCOME

Find people in the sensory bin

- ☐ bin or plastic dishpan
- ☐ shredded paper
- ☐ plastic people figures (or similar)



LEARN

Introduce the Bible story

- ☐ toy vehicles, including at least a car, boat, plane

Review the Bible story

- ☐ toy man
- ☐ toy animal
- ☐ small picture of Jesus
- ☐ plastic cups large enough to cover each toy, 3

Learn and practice the key passage phrase

- ☐ Key Passage Phrase Marker



LOVE

Make play dough animals

- ☐ animal-shaped cookie cutters

Raise and lower a sheet full of animals

- ☐ flat bedsheet or parachute
- ☐ various stuffed animals (snake, lizard, bird, etc.)

Make a holding hands picture

- ☐ people die cuts in varied skin tones



LIVE

Work together to work a puzzle

- ☐ Bible Story Picture Poster

Mission activity

- ☐ individually wrapped microwave popcorn bags
- ☐ large index cards

Snack and transition

- ☐ snacks
- ☐ Activity Page, 1 per child
- ☐ Big Picture Cards For Families, 1 per child



BONUS

Find people worshipping God

- ☐ "People Worshipping God" printable, 1 picture per child

Say the key passage phrase

- ☐ Key Passage Phrase Marker

Put dot stickers on Jesus' name

- ☐ dot stickers in assorted colors

Pack a suitcase

- ☐ small suitcase
- ☐ child-size clothing
- ☐ empty travel toiletry bottles
- ☐ assorted travel supplies



PREPARE

YOUR HEART TO TEACH

GATHER Supplies

Keep a supply of the following items available during all teaching sessions: Allergy Alert, Bibles, washable markers, crayons, scissors (adult use), blunt-tipped scissors, construction paper, copy paper, glue sticks, glue, tape, baby dolls, blocks, play dough, and a beanbag.



WELCOME

Find pictures of churches in the sensory bin

- ☐ Big Picture Question Poster
- ☐ sensory bin
- ☐ "Churches" printable
- ☐ construction toys



LEARN

Introduce the Bible story

- ☐ large paper heart

Review the Bible story

- ☐ party horn noisemaker

Learn and practice the key passage phrase

- ☐ Key Passage Phrase Marker



LOVE

Build a church building

- ☐ disposable cups

Match luggage tags

- ☐ several pairs of matching luggage tags
- ☐ gift bag (optional)
- ☐ option: Use cardstock and cut 'luggage tags' using a die cut machine or print from online sources and cut out, laminating for durability. You will need several pairs to create a matching game pieces.



LIVE

Make a photo album

- ☐ small photo book
- ☐ photos of familiar church members or staff, 1 photo per child

Snack and transition

- ☐ snacks
- ☐ Activity Page, 1 per child
- ☐ Big Picture Cards For Families, 1 per child



BONUS

Say the key passage phrase

- ☐ Key Passage Phrase Marker
- ☐ disposable cups, 15

Spread the good news

- ☐ large plastic glitter or paper confetti
- ☐ vacuum or broom and dustpan

Make cards

- ☐ 4-by-6-inch pieces of cardstock, 1 per child



PREPARE

YOUR HEART TO TEACH

GATHER Supplies

Keep a supply of the following items available during all teaching sessions: Allergy Alert, Bibles, washable markers, crayons, scissors (adult use), blunt-tipped scissors, construction paper, copy paper, glue sticks, glue, tape, baby dolls, blocks, play dough, and a beanbag.



WELCOME

Find doors in the sensory bin

- ☐ “Doors” printable, 1 or 2 copies based on size of bin
- ☐ Big Picture Question Poster
- ☐ sensory bin
- ☐ linking toys



LEARN

Learn and practice the key passage phrase

- ☐ Key Passage Phrase Marker



LOVE

Make paper chains

- ☐ adhesive dots



LIVE

Make a key passage phrase door hanger

- ☐ “Door Hanger” printable, 1 per child
- ☐ church- or nature-themed stickers

Missions activity

- ☐ “Faces from Many Nations” printable

Snack and transition

- ☐ snacks
- ☐ Activity Page, 1 per child
- ☐ Big Picture Cards For Families, 1 per child



BONUS

Knock like Peter

- ☐ hard surface such as a table, back of a shelf, etc.

Unbuild a block tower

- ☐ large interlocking blocks
- ☐ index cards, 15

Dot paint a P for prayer

- ☐ dot paints

Build a prison

- ☐ interlocking blocks



PREPARE

YOUR HEART TO TEACH

GATHER Supplies

Keep a supply of the following items available during all teaching sessions: Allergy Alert, Bibles, washable markers, crayons, scissors (adult use), blunt-tipped scissors, construction paper, copy paper, glue sticks, glue, tape, baby dolls, blocks, play dough, and a beanbag.



WELCOME

Find hearts in the sensory bin

- ☐ Big Picture Question and Answer Poster
- ☐ heart cutouts
- ☐ sensory bin
- ☐ people figures



LEARN

Review the Bible story

- ☐ Bible Story Picture Poster
- ☐ basket

Learn and practice the key passage phrase

- ☐ Key Passage Phrase Marker



LOVE

Draw hearts in shaving cream

- ☐ shaving cream
- ☐ trays or a sealed tabletop
- ☐ smocks
- ☐ gallon-size ziplock bags, several

Make a handprint banner

- ☐ butcher paper
- ☐ washable ink pads or shallow pan of paint
- ☐ baby wipes or bucket of soapy water and paper towels
- ☐ smocks



LIVE

Play "What's Missing?"

- ☐ felt board or dry erase board
- ☐ felt pieces or dry erase markers

Missions activity

- ☐ pineapple rings
- ☐ baby carrots or pretzel sticks
- ☐ paper plates
- ☐ knife (teacher use only)

Snack and transition

- ☐ snacks
- ☐ Activity Page, 1 per child
- ☐ Big Picture Cards For Families, 1 per child



BONUS

Say the key passage phrase

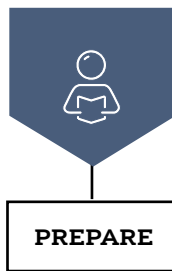
- ☐ globe beach ball
- ☐ Key Passage Phrase Marker

Five senses search

- ☐ felt board
- ☐ felt pieces

Draw self-portraits

- ☐ butcher paper



YOUR HEART TO TEACH

GATHER Supplies

Keep a supply of the following items available during all teaching sessions: Allergy Alert, Bibles, washable markers, crayons, scissors (adult use), blunt-tipped scissors, construction paper, copy paper, glue sticks, glue, tape, baby dolls, blocks, play dough, and a beanbag.



WELCOME

Find and complete the hidden puzzle

- ☐ Big Picture Question Poster



LEARN

Learn and practice the key passage phrase

- ☐ Key Passage Phrase Marker



LOVE

Guess the items

- ☐ shoebox with lid
- ☐ people figure
- ☐ animal figure

Find and spell Jesus

- ☐ large plastic container
- ☐ play sand
- ☐ plastic tablecloth
- ☐ magnetic letters or letter tiles to spell Jesus



LIVE

Create a texture collage

- ☐ items with various textures (lace, sandpaper, bubble pack, curling ribbon, aluminum foil, ect.)
- ☐ "Key Passage Phrase Labels" printable, 1 copy

Missions activity

- ☐ "Betsey Stockton Photo" printable
- ☐ pillows
- ☐ blankets
- ☐ books, children's Bibles, and Bible storybooks

Snack and transition

- ☐ snacks
- ☐ Activity Page, 1 per child
- ☐ Big Picture Cards For Families, 1 per child



BONUS

Say the key passage phrase

- ☐ Key Passage Phrase Marker

Make a sound shaker

- ☐ empty plastic water bottles, 1 per child
- ☐ dried beans
- ☐ dried rice
- ☐ sand
- ☐ funnel
- ☐ stickers (optional)

Follow the light

- ☐ flashlight



PREPARE

YOUR HEART TO TEACH

GATHER Supplies

Keep a supply of the following items available during all teaching sessions: Allergy Alert, Bibles, washable markers, crayons, scissors (adult use), blunt-tipped scissors, construction paper, copy paper, glue sticks, glue, tape, baby dolls, blocks, play dough, and a beanbag.



WELCOME

Find and complete the hidden puzzle

- ☐ Big Picture Question Poster



LEARN

Review the Bible story

- ☐ Bible Story Picture Poster
- ☐ sticky notes

Learn and practice the key passage phrase

- ☐ Key Passage Phrase Marker



LOVE

Complete puzzles

- ☐ wooden or cardboard puzzles of people
- ☐ Bible Story Picture Poster
- ☐ brown paper lunch sacks (optional)

Guess the items

- ☐ travel items (toothbrush, toothpaste, shampoo, hairbrush, socks, shoes, shirt, snack container, etc.)



LIVE

Paint with vehicles

- ☐ smocks, 1 per child
- ☐ washable paint
- ☐ paper plates
- ☐ small vehicles
- ☐ "Key Passage Phrase Labels" printable, 1 copy

Missions activity

- ☐ hula hoops, 2
- ☐ leis, 20–30 (at least 1 per child)

Snack and transition

- ☐ snacks
- ☐ Activity Page, 1 per child
- ☐ Big Picture Cards For Families, 1 per child



BONUS

Say the key passage phrase

- ☐ Key Passage Phrase Marker

Create a map collage

- ☐ Bibles with maps
- ☐ old maps



PREPARE

YOUR HEART TO TEACH

GATHER Supplies

Keep a supply of the following items available during all teaching sessions: Allergy Alert, Bibles, washable markers, crayons, scissors (adult use), blunt-tipped scissors, construction paper, copy paper, glue sticks, glue, tape, baby dolls, blocks, play dough, and a beanbag.



WELCOME

Find and complete the hidden puzzle

- ☐ Big Picture Question Poster



LEARN

Introduce the Bible story

- ☐ manilla envelope

Review the Bible story

- ☐ envelopes

Learn and practice the key passage phrase

- ☐ Key Passage Phrase Marker



LOVE

Care for dolls

- ☐ doll clothes
- ☐ blankets
- ☐ baby bottles
- ☐ baby toys

Play musical instruments

- ☐ musical instruments
- ☐ worship songs of your choice (optional)



LIVE

Paint a cross

- ☐ smocks, 1 per child
- ☐ painter's tape
- ☐ watercolor paints
- ☐ paintbrushes
- ☐ small cups for water
- ☐ "Key Passage Phrase Labels" printable, 1 copy

Missions activity

- ☐ Allergy Alert
- ☐ yarn
- ☐ plate
- ☐ O-shaped cereal

Snack and transition

- ☐ snacks
- ☐ Activity Page, 1 per child
- ☐ Big Picture Cards For Families, 1 per child



BONUS

Spell the name

Jesus

- ☐ sticky notes

Say the key passage phrase

- ☐ Key Passage Phrase Marker

Play with a doll house

- ☐ doll house
- ☐ people figures

Create a life-size drawing

- ☐ large paper