



PRIOR TO TEACHING THE SESSION

## GATHER Supplies

Keep a regular supply of the following items available at all times: Bibles, pens or pencils, markers, crayons, colored pencils, scissors, glue or tape, paper, Allergy Alert.



**WELCOME**

### Activity Page

- ☐ "From Jail to the Temple" activity page

### Session Starter (Option 2)

- ☐ hardcover books, 1 per kid
- ☐ small plastic balls or marbles, 1 per kid



**LEARN**

### Introduce the Session

- ☐ countdown video

### Big Picture Question

- ☐ Big Picture Question Poster

### Review the Timeline

- ☐ Giant Timeline

### Tell the Bible Story

- ☐ "The Apostles Were Arrested" video
- ☐ Bible Story Picture Poster

### Questions from Kids

- ☐ "Unit 31, Session 1" questions from kids video

### Missions Moment

- ☐ world map
- ☐ "Overview of Europe" missions video

### Key Passage Activity

- ☐ Key Passage Poster
- ☐ "By His Wounds (Isaiah 53:5)" song
- ☐ worship song of your choice (optional)
- ☐ sticky notes, 1 per kid



**LOVE**

### Review & Bible Skills

- ☐ Small Group Timeline and Map Set (optional)



**LIVE**

### Activity Choice (Option 1)

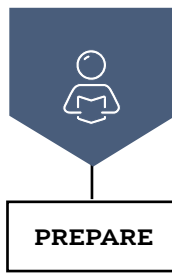
- ☐ "Europe Photos" printable
- ☐ large sheet of bulletin board paper
- ☐ yarn
- ☐ painter's tape

### Activity Choice (Option 2)

- ☐ Gospel Plan poster
- ☐ wax paper, 1 piece per kid
- ☐ play dough, 1 canister per kid

### Reflection and Prayer

- ☐ Bible Story Coloring Page (optional)



PRIOR TO TEACHING THE SESSION

## GATHER Supplies

Keep a regular supply of the following items available at all times: Bibles, pens or pencils, markers, crayons, colored pencils, scissors, glue or tape, paper.



**WELCOME**

### Activity Page

- ☐ “Serve One Another” activity page

### Session Starter (Option 2)

- ☐ baskets, 2 per team
- ☐ pretend foods, 1 per kid



**LEARN**

### Introduce the Session

- ☐ countdown video

### Big Picture Question

- ☐ Big Picture Question Poster

### Review the Timeline

- ☐ Giant Timeline

### Tell the Bible Story

- ☐ “The Church Handled a Problem” video
- ☐ Bible Story Picture Poster

### Questions from Kids

- ☐ “Unit 31, Session 2” questions from kids video

### Missions Moment

- ☐ “Jones Family Photo” printable
- ☐ world map

### Key Passage Activity

- ☐ Key Passage Poster
- ☐ “By His Wounds (Isaiah 53:5)” song
- ☐ worship song of your choice (optional)



**LOVE**

### Review & Bible Skills

- ☐ Small Group Timeline and Map Set (optional)



**LIVE**

### Reflection and Prayer

- ☐ Bible Story Coloring Page (optional)



## PRIOR TO TEACHING THE SESSION

### GATHER Supplies

Keep a regular supply of the following items available at all times: Bibles, pens or pencils, markers, crayons, colored pencils, scissors, glue or tape, paper.



#### WELCOME

##### Activity Page

- ☐ “What’s the Order?” activity page

##### Session Starter (Option 2)

- ☐ dry erase board
- ☐ dry erase marker



#### LEARN

##### Introduce the Session

- ☐ countdown video

##### Big Picture Question

- ☐ Big Picture Question Poster

##### Review the Timeline

- ☐ Giant Timeline

##### Tell the Bible Story

- ☐ “Stephen Was Arrested” video
- ☐ Bible Story Picture Poster
- ☐ Small Group Timeline (optional)

##### Questions from Kids

- ☐ “Unit 31, Session 3” questions from kids video

##### Missions Moment

- ☐ “The Jones Family in Germany” missions video

##### Key Passage Activity

- ☐ Key Passage Poster
- ☐ “By His Wounds (Isaiah 53:5)” song
- ☐ worship song of your choice (optional)
- ☐ ball



#### LOVE

##### Review & Bible Skills

- ☐ Small Group Timeline and Map Set (optional)



#### LIVE

##### Activity Choice (Option 1)

- ☐ pretzels in various shapes (mini twists, sticks, snaps)
- ☐ paper towels, 1 per kid

##### Reflection and Prayer

- ☐ Bible Story Coloring Page (optional)



PRIOR TO TEACHING THE SESSION

## GATHER Supplies

Keep a regular supply of the following items available at all times: Bibles, pens or pencils, markers, crayons, colored pencils, scissors, glue or tape, paper.



**WELCOME**

### Activity Page

- ☐ “Desert Journey Maze” activity page

### Session Starter (Option 2)

- ☐ painter’s tape



**LEARN**

### Introduce the Session

- ☐ countdown video

### Big Picture Question

- ☐ Big Picture Question Poster

### Review the Timeline

- ☐ Giant Timeline

### Tell the Bible Story

- ☐ “The Church Spread Out” video
- ☐ Bible Story Picture Poster
- ☐ world map (optional)

### Questions from Kids

- ☐ “Unit 31, Session 4” questions from kids video

### Missions Moment

- ☐ “Jones Family Photo” printable

### Key Passage Activity

- ☐ Key Passage Poster
- ☐ “By His Wounds (Isaiah 53:5)” song
- ☐ worship song of your choice (optional)
- ☐ dry erase boards, 2



**LOVE**

### Review & Bible Skills

- ☐ Small Group Timeline and Map Set (optional)



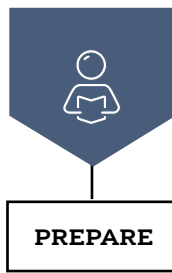
**LIVE**

### Activity Choice (Option 1)

- ☐ “Flags of Europe” printable, 1 per kid

### Reflection and Prayer

- ☐ Bible Story Coloring Page (optional)



PRIOR TO TEACHING THE SESSION

## GATHER Supplies

Keep a regular supply of the following items available at all times: Bibles, pens or pencils, markers, crayons, colored pencils, scissors, glue or tape, paper.



### WELCOME

#### Activity Page

- ☐ "Jesus Died for Us" activity page

#### Session Starter (Option 1)

- ☐ pole or broomstick
- ☐ music

#### Session Starter (Option 2)

- ☐ painter's tape
- ☐ table tennis balls, 2
- ☐ straws, 1 per kid



### LEARN

#### Introduce the Session

- ☐ countdown video

#### Big Picture Question

- ☐ Big Picture Question Poster

#### Review the Timeline

- ☐ Giant Timeline

#### Tell the Bible Story

- ☐ "Jesus Suffered for Us" video
- ☐ Bible Story Picture Poster

#### Questions from Kids

- ☐ "Unit 31, Session 5" questions from kids video

#### Missions Moment

- ☐ "Jones Family Photo" printable

#### Key Passage Activity

- ☐ Key Passage Poster
- ☐ "By His Wounds (Isaiah 53:5)" song
- ☐ worship song of your choice (optional)
- ☐ 2-inch by 6-inch cardstock strips, 1 per kid
- ☐ stickers (optional)



### LOVE

#### Review & Bible Skills

- ☐ Small Group Timeline and Map Set (optional)



### LIVE

#### Activity Choice (Option 1)

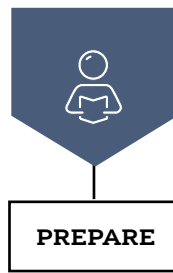
- ☐ blindfold
- ☐ wooden spoon
- ☐ cooking pot
- ☐ wrapped chocolate candy

#### Activity Choice (Option 2)

- ☐ plastic sandwich bags, 1 per kid
- ☐ pretzel sticks
- ☐ raisins or craisins
- ☐ round crackers
- ☐ fish-shaped crackers
- ☐ mini marshmallows
- ☐ paper towels, 1 per kid

#### Reflection and Prayer

- ☐ Bible Story Coloring Page (optional)



PRIOR TO TEACHING THE SESSION

## GATHER Supplies

Keep a regular supply of the following items available at all times: Bibles, pens or pencils, markers, crayons, colored pencils, scissors, glue or tape, paper.



**WELCOME**

### Activity Page

- ☐ "Who Has the Power?" activity page

### Session Starter (Option 1)

- ☐ AAA battery
- ☐ AA battery
- ☐ C battery
- ☐ D battery
- ☐ 9-Volt battery

### Session Starter (Option 2)

- ☐ backpacks, 3
- ☐ books, 16



**LEARN**

### Introduce the Session

- ☐ countdown video

### Big Picture Question

- ☐ Big Picture Question Poster

### Review the Timeline

- ☐ Giant Timeline

### Tell the Bible Story

- ☐ "Peter Performed Miracles" video
- ☐ Bible Story Picture Poster
- ☐ New Testament Israel Map (optional)

### Questions from Kids

- ☐ "Unit 32, Session 1" questions from kids video

### Missions Moment

- ☐ map of the United States
- ☐ "Send South Florida" missions video

### Key Passage Activity

- ☐ Key Passage Poster
- ☐ "Many Parts (1 Corinthians 12:12)" song
- ☐ worship song of your choice (optional)
- ☐ dry erase board
- ☐ dry erase marker



**LOVE**

### Review & Bible Skills

- ☐ Small Group Timeline and Map Set (optional)



**LIVE**

### Activity Choice (Option 1)

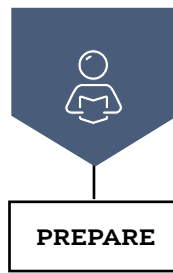
- ☐ brown paper bags, 1 per kid
- ☐ "Alligator Face" printable, 1 per kid
- ☐ red, white, and green construction papers, 1 per kid

### Activity Choice (Option 2)

- ☐ Big Picture Question Poster

### Reflection and Prayer

- ☐ Bible Story Coloring Page (optional)



PRIOR TO TEACHING THE SESSION

## GATHER Supplies

Keep a regular supply of the following items available at all times: Bibles, pens or pencils, markers, crayons, colored pencils, scissors, glue or tape, paper.



### WELCOME

#### Activity Page

- ☐ "All Kinds of Animals" activity page

#### Session Starter (Option 2)

- ☐ toy animals, 1 less than the total number of kids
- ☐ bedsheet



### LEARN

#### Introduce the Session

- ☐ countdown video

#### Big Picture Question

- ☐ Big Picture Question Poster

#### Review the Timeline

- ☐ Giant Timeline

#### Tell the Bible Story

- ☐ "Peter Learned That Jesus Is for All" video
- ☐ Bible Story Picture Poster
- ☐ bedsheet (optional)
- ☐ toy animals (optional)

#### Questions from Kids

- ☐ "Unit 32, Session 2" questions from kids video

#### Missions Moment

- ☐ "Gospel City Church" missions video

#### Key Passage Activity

- ☐ Key Passage Poster
- ☐ "Many Parts (1 Corinthians 12:12)" song
- ☐ worship song of your choice (optional)
- ☐ sticky notes



### LOVE

#### Review & Bible Skills

- ☐ Small Group Timeline and Map Set (optional)



### LIVE

#### Activity Choice (Option 1)

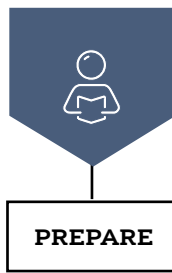
- ☐ "Popcorn Box Template" printable
- ☐ wrapped, unpopped package of microwave popcorn, 1 per kid (optional)

#### Activity Choice (Option 2)

- ☐ dry erase board

#### Reflection and Prayer

- ☐ Bible Story Coloring Page (optional)



## PRIOR TO TEACHING THE SESSION

### GATHER Supplies

Keep a regular supply of the following items available at all times: Bibles, pens or pencils, markers, crayons, colored pencils, scissors, glue or tape, paper.



#### WELCOME

##### Activity Page

- ☐ “Map It” activity page

##### Session Starter (Option 2)

- ☐ balloons, 1 per kid
- ☐ small empty cardboard tubes, 1 per kid
- ☐ ribbons or small square-cut papers



#### LEARN

##### Introduce the Session

- ☐ countdown video

##### Big Picture Question

- ☐ Big Picture Question Poster

##### Review the Timeline

- ☐ Giant Timeline

##### Tell the Bible Story

- ☐ “Gentiles Became Part of the Church” video
- ☐ Bible Story Picture Poster

##### Questions from Kids

- ☐ “Unit 32, Session 3” questions from kids video

##### Missions Moment

- ☐ “McCaman Family Photos” printable

##### Key Passage Activity

- ☐ Key Passage Poster
- ☐ “Many Parts (1 Corinthians 12:12) song
- ☐ worship song of your choice (optional)
- ☐ yarn



#### LOVE

##### Review & Bible Skills

- ☐ Small Group Timeline and Map Set (optional)



#### LIVE

##### Activity Choice (Option 1)

- ☐ coffee filters, 1 per kid
- ☐ pipettes, 1 per kid
- ☐ water

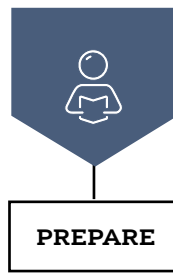
##### Activity Choice (Option 2)

- ☐ Big Picture Question Poster
- ☐ construction papers in a variety of colors, 1 per kid
- ☐ brown craft paper

##### Reflection and Prayer

- ☐ Bible Story Coloring Page (optional)





PRIOR TO TEACHING THE SESSION

## GATHER Supplies

Keep a regular supply of the following items available at all times: Bibles, pens or pencils, markers, crayons, colored pencils, scissors, glue or tape, paper.



**WELCOME**

### Activity Page

- ☐ “What Doesn’t Belong?” activity page

### Session Starter (Option 2)

- ☐ construction paper cut into long, narrow strips, 5 per kid



**LEARN**

### Introduce the Session

- ☐ countdown video

### Big Picture Question

- ☐ Big Picture Question Poster

### Review the Timeline

- ☐ Giant Timeline

### Tell the Bible Story

- ☐ “Peter Was Rescued from Prison” video
- ☐ Bible Story Picture Poster
- ☐ paper chains (optional)
- ☐ flashlight (optional)

### Questions from Kids

- ☐ “Unit 32, Session 4” questions from kids video

### Missions Moment

- ☐ “McCaman Family Photos” printable
- ☐ world map

### Key Passage Activity

- ☐ Key Passage Poster
- ☐ “Many Parts (1 Corinthians 12:12)” song
- ☐ worship song of your choice (optional)



**LOVE**

### Review & Bible Skills

- ☐ Small Group Timeline and Map Set (optional)



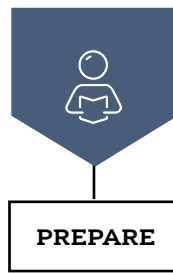
**LIVE**

### Activity Choice (Option 1)

- ☐ inflated beach ball

### Reflection and Prayer

- ☐ Bible Story Coloring Page (optional)



PRIOR TO TEACHING THE SESSION

## GATHER Supplies

Keep a regular supply of the following items available at all times: Bibles, pens or pencils, markers, crayons, colored pencils, scissors, glue or tape, paper.



### WELCOME

#### Activity Page

- ☐ “Who’s Who?” activity page

#### Session Starter (Option 2)

- ☐ 10–25 piece puzzles, 1 per group



### LEARN

#### Introduce the Session

- ☐ countdown video

#### Big Picture Question

- ☐ Big Picture Question Poster

#### Review the Timeline

- ☐ Giant Timeline

#### Tell the Bible Story

- ☐ “We Are Part of One Church” video
- ☐ Bible Story Picture Poster

#### Questions from Kids

- ☐ “Unit 32, Session 5” questions from kids video

#### Key Passage Activity

- ☐ Key Passage Poster
- ☐ “Many Parts (1 Corinthians 12:12)” song
- ☐ worship song of your choice (optional)
- ☐ crafts sticks, 1 per kid
- ☐ cup



### LOVE

#### Review & Bible Skills

- ☐ Small Group Timeline and Map Set (optional)



### LIVE

#### Activity Choice (Option 1)

- ☐ “Flamingo” printable, 1 per kid
- ☐ metal brads, 5 per kid
- ☐ cardstock

#### Activity Choice (Option 2)

- ☐ brown craft paper, 1 per group

#### Reflection and Prayer

- ☐ Bible Story Coloring Page (optional)



PRIOR TO TEACHING THE SESSION

## GATHER Supplies

Keep a regular supply of the following items available at all times: Bibles, pens or pencils, markers, crayons, colored pencils, scissors, glue or tape, paper.



**WELCOME**

### Activity Page

- ☐ "Changed" activity page

### Session Starter (Option 2)

- ☐ painter's tape
- ☐ blindfolds, 2



**LEARN**

### Introduce the Session

- ☐ countdown video

### Big Picture Question

- ☐ Big Picture Question Poster

### Review the Timeline

- ☐ Giant Timeline

### Tell the Bible Story

- ☐ "Paul Became a Christian" video
- ☐ Bible Story Picture Poster

### Questions from Kids

- ☐ "Unit 33, Session 1" questions from kids video

### Missions Moment

- ☐ "The Life of Betsey Stockton" missions video
- ☐ map of the United States

### Key Passage Activity

- ☐ Key Passage Poster
- ☐ "Through Him (John 3:17)" song
- ☐ worship song of your choice (optional)



**LOVE**

### Review & Bible Skills

- ☐ Small Group Timeline and Map Set (optional)



**LIVE**

### Activity Choice (Option 2)

- ☐ dry erase board and marker

### Reflection and Prayer

- ☐ Bible Story Coloring Page (optional)



PRIOR TO TEACHING THE SESSION

## GATHER Supplies

Keep a regular supply of the following items available at all times: Bibles, pens or pencils, markers, crayons, colored pencils, scissors, glue or tape, paper.



### WELCOME

#### Activity Page

- ☐ "A-Maze-ing Missions" activity page

#### Session Starter (Option 2)

- ☐ obstacle course items such as a chair, table, book, etc.
- ☐ timer or stopwatch



### LEARN

#### Introduce the Session

- ☐ countdown video

#### Big Picture Question

- ☐ Big Picture Question Poster

#### Review the Timeline

- ☐ Giant Timeline

#### Tell the Bible Story

- ☐ "Paul Became a Missionary" video
- ☐ Bible Story Picture Poster
- ☐ New Testament Mediterranean Map (optional)

#### Questions from Kids

- ☐ "Unit 33, Session 2" questions from kids video

#### Missions Moment

- ☐ "Betsey Stockton Photo" printable

#### Key Passage Activity

- ☐ Key Passage Poster
- ☐ "Through Him (John 3:17)" song
- ☐ worship song of your choice (optional)
- ☐ note cards, 1 per kid



### LOVE

#### Review & Bible Skills

- ☐ Small Group Timeline and Map Set (optional)



### LIVE

#### Activity Choice (Option 1)

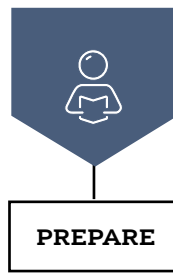
- ☐ circular slices of string cheese, 1 per kid
- ☐ long pieces of string cheese, 1 per kid
- ☐ thin triangular sliced kiwis, 3 per kid
- ☐ triangular pineapple slices, 5 per kid
- ☐ paper plates, 1 per kid

#### Activity Choice (Option 2)

- ☐ Big Picture Question Poster
- ☐ index cards

#### Reflection and Prayer

- ☐ Bible Story Coloring Page (optional)



PRIOR TO TEACHING THE SESSION

## GATHER Supplies

Keep a regular supply of the following items available at all times: Bibles, pens or pencils, markers, crayons, colored pencils, scissors, glue or tape, paper.



### Activity Page

- ☐ "What's the Good News?" activity page



### Introduce the Session

- ☐ countdown video

### Big Picture Question

- ☐ Big Picture Question Poster

### Review the Timeline

- ☐ Giant Timeline

### Tell the Bible Story

- ☐ "Jesus Can Forgive Anyone" video
- ☐ Bible Story Picture Poster
- ☐ small wooden cross or picture of a cross (optional)

### Questions from Kids

- ☐ "Unit 33, Session 3" questions from kids video

### Missions Moment

- ☐ "Betsey Stockton Photo" printable

### Key Passage Activity

- ☐ Key Passage Poster
- ☐ "Through Him (John 3:17)" song
- ☐ worship song of your choice (optional)
- ☐ index cards



### Review & Bible Skills

- ☐ Small Group Timeline and Map Set (optional)



### Activity Choice (Option 1)

- ☐ hula hoops, 5 or 6
- ☐ music

### Activity Choice (Option 2)

- ☐ dry erase board and marker

### Reflection and Prayer

- ☐ Bible Story Coloring Page (optional)