

YOUR HEART TO TEACH

## GATHER Supplies

Keep these items on hand for each session: Allergy Alert, Bibles, construction paper, copy paper, washable markers, crayons, scissors (adult use), blunt-tipped scissors, glue sticks, glue, blocks, baby dolls, play dough, world map or globe, snack food, paper cups, and napkins.



### WELCOME

#### Welcome

- ☐ “We Are Healed (Isaiah 53:5)” song

#### Activity Page

- ☐ “Find the Temple” activity page, 1 per child

#### Find the empty cup

- ☐ dark colored plastic cups, 3
- ☐ small objects to fit underneath cups, 2

#### Transition

- ☐ countdown video (optional)



### LEARN

#### Learn about the Bible

- ☐ bookmark
- ☐ Giant Timeline or Small Group Timeline

#### Tell the Bible story

- ☐ Bible Story Picture Poster
- ☐ “The Apostles Were Arrested” video (optional)
- ☐ storytelling tips props (optional)

#### Practice the key passage

- ☐ Key Passage Marker
- ☐ Key Passage Poster
- ☐ “We Are Healed (Isaiah 53:5)” song

#### Learn the Big Picture Question

- ☐ Big Picture Question Poster

#### Missions moment

- ☐ “Overview of Europe” missions video



### LOVE

#### Snack and talk

- ☐ hand sanitizer (optional)
- ☐ Bible Story Picture Poster
- ☐ Big Picture Question Poster

#### Make a collage

- ☐ “Places I Go” printable
- ☐ magazines (with pictures of places people can go) (optional)



### LIVE

#### Make a chain

- ☐ construction paper strips
- ☐ clear tape or stapler

#### Complete the course

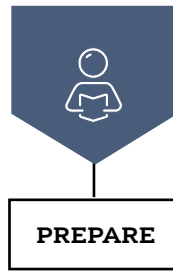
- ☐ objects to set up an obstacle course (hula hoops, jump ropes, chairs)

#### Match the flags

- ☐ “European Flag Puzzles” printable

#### Transition

- ☐ Bible Story Coloring Page, 1 per child
- ☐ “We Are Healed (Isaiah 53:5)” song
- ☐ Big Picture Cards for Families



YOUR HEART TO TEACH

## GATHER Supplies

Keep these items on hand for each session: Allergy Alert, Bibles, construction paper, copy paper, washable markers, crayons, scissors (adult use), blunt-tipped scissors, glue sticks, glue, blocks, baby dolls, play dough, world map or globe, snack food, paper cups, and napkins.



### WELCOME

#### Welcome

- ☐ “We Are Healed (Isaiah 53:5)” song

#### Activity Page

- ☐ “Circle and Count” activity page, 1 per child

#### Draw faces

- ☐ “Faces” printable, 1 per child

#### Transition

- ☐ countdown video (optional)



### LEARN

#### Introduce the Bible story

- ☐ pictures of church staff members (optional)

#### Learn about the Bible

- ☐ bookmark
- ☐ Giant Timeline or Small Group Timeline

#### Tell the Bible story

- ☐ Bible Story Picture Poster
- ☐ “The Church Handled a Problem” video (optional)
- ☐ storytelling tips props (optional)

#### Practice the key passage

- ☐ Key Passage Marker
- ☐ Key Passage Poster
- ☐ “We Are Healed (Isaiah 53:5)” song
- ☐ beanbag

#### Learn the Big Picture

##### Question

- ☐ Big Picture Question Poster

#### Missions moment

- ☐ “Jones Family Photo” printable



### LOVE

#### Snack and talk

- ☐ hand sanitizer (optional)
- ☐ Bible Story Picture Poster
- ☐ Big Picture Question Poster

#### Deliver the food

- ☐ pretend food items (toy food or empty food boxes), 1 per child
- ☐ reusable grocery bags



### LIVE

#### Make a banner

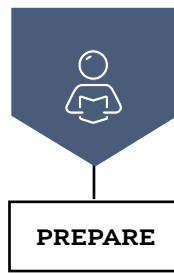
- ☐ large roll of paper
- ☐ masking tape

#### Build a castle

- ☐ “Jones Family Photo” printable
- ☐ building materials (such as wooden blocks, cereal boxes, or cardboard tubes)

#### Transition

- ☐ Bible Story Coloring Page, 1 per child
- ☐ “We Are Healed (Isaiah 53:5)” song
- ☐ Big Picture Cards for Families



YOUR HEART TO TEACH

## GATHER Supplies

Keep these items on hand for each session: Allergy Alert, Bibles, construction paper, copy paper, washable markers, crayons, scissors (adult use), blunt-tipped scissors, glue sticks, glue, blocks, baby dolls, play dough, world map or globe, snack food, paper cups, and napkins.



### WELCOME

#### Welcome

- ☐ “We Are Healed (Isaiah 53:5)” song

#### Activity Page

- ☐ “Match the Pictures” activity page, 1 per child

#### Choose the correct side

- ☐ construction paper, 1 green sheet and 1 red sheet

#### Lace the cards

- ☐ “Bible Lacing Card” printable on heavyweight paper, 1 per child
- ☐ hole punch
- ☐ yarn

#### Transition

- ☐ countdown video (optional)



### LEARN

#### Introduce the Bible story

- ☐ children’s Bibles and Bible storybooks

#### Learn about the Bible

- ☐ bookmark
- ☐ Giant Timeline or Small Group Timeline

#### Tell the Bible story

- ☐ Bible Story Picture Poster
- ☐ “Stephen Was Arrested” video (optional)
- ☐ storytelling tips props (optional)

#### Practice the key passage

- ☐ Key Passage Marker
- ☐ Key Passage Poster
- ☐ “We Are Healed (Isaiah 53:5)” song

#### Learn the Big Picture

##### Question

- ☐ Big Picture Question Poster

##### Missions moment

- ☐ “The Jones Family in Germany” missions video



### LOVE

#### Snack and talk

- ☐ hand sanitizer (optional)
- ☐ Bible Story Picture Poster
- ☐ Big Picture Question Poster

#### Make clouds

- ☐ plastic tablecloth
- ☐ smocks
- ☐ shaving cream foam
- ☐ liquid glue
- ☐ measuring cups (1/2 cup or 1 cup)
- ☐ spoons
- ☐ bowls
- ☐ cotton balls
- ☐ construction paper, blue
- ☐ clothes pins (optional)



### LIVE

#### Open the Bibles

- ☐ paper bag or basket

#### Find the pictures

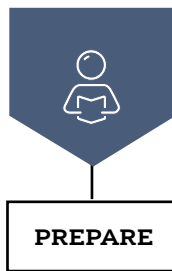
- ☐ “Bible Story Posters” printable
- ☐ bookmarks

#### Paint with cars

- ☐ plastic tablecloth
- ☐ painting smocks
- ☐ washable paints
- ☐ toy cars
- ☐ tape

#### Transition

- ☐ Bible Story Coloring Page, 1 per child
- ☐ “We Are Healed (Isaiah 53:5)” song
- ☐ Big Picture Cards for Families



YOUR HEART TO TEACH

## GATHER Supplies

Keep these items on hand for each session: Allergy Alert, Bibles, construction paper, copy paper, washable markers, crayons, scissors (adult use), blunt-tipped scissors, glue sticks, glue, blocks, baby dolls, play dough, world map or globe, snack food, paper cups, and napkins.



### WELCOME

#### Welcome

- ☐ “We Are Healed (Isaiah 53:5)” song

#### Activity Page

- ☐ “Find the Hidden Scrolls” activity page, 1 per child

#### Decorate chariots

- ☐ “Chariot Photo” printable
- ☐ cardboard boxes
- ☐ paper plates
- ☐ tape

#### Transition

- ☐ countdown video (optional)



### LEARN

#### Introduce the Bible story

- ☐ transportation toys (car, bus, truck, bike, airplane, boat)

#### Learn about the Bible

- ☐ bookmark
- ☐ Giant Timeline or Small Group Timeline

#### Tell the Bible story

- ☐ Bible Story Picture Poster
- ☐ “The Church Spread Out” video (optional)
- ☐ storytelling tips props (optional)

#### Practice the key passage

- ☐ Key Passage Marker
- ☐ Key Passage Poster, 4-5 copies
- ☐ “We Are Healed (Isaiah 53:5)” song
- ☐ yarn or ribbon

#### Learn the Big Picture

##### Question

- ☐ Big Picture Question Poster

#### Missions moment

- ☐ “Jones Family Photo” printable



### LOVE

#### Snack and talk

- ☐ hand sanitizer (optional)
- ☐ Bible Story Picture Poster
- ☐ Big Picture Question Poster

#### Color with markers

- ☐ white heavyweight paper
- ☐ white crayon



### LIVE

#### Travel to tell

- ☐ index cards

#### Write in sand

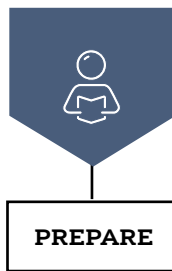
- ☐ small trays
- ☐ play sand

#### Make pretzel patterns

- ☐ “Jones Family Photo” printable
- ☐ pretzel sticks
- ☐ traditional mini pretzels

#### Transition

- ☐ Bible Story Coloring Page, 1 per child
- ☐ “We Are Healed (Isaiah 53:5)” song
- ☐ Big Picture Cards for Families



YOUR HEART TO TEACH

## GATHER Supplies

Keep these items on hand for each session: Allergy Alert, Bibles, construction paper, copy paper, washable markers, crayons, scissors (adult use), blunt-tipped scissors, glue sticks, glue, blocks, baby dolls, play dough, world map or globe, snack food, paper cups, and napkins.



### WELCOME

#### Welcome

- ☐ “We Are Healed (Isaiah 53:5)” song

#### Activity Page

- ☐ “Color the Hidden Picture” activity page, 1 per child

#### Spell Jesus

- ☐ craft pom-poms

#### Transition

- ☐ countdown video (optional)



### LEARN

#### Introduce the Bible story

- ☐ shape cut-outs (circle, triangle, square, heart)
- ☐ “Cross” printable

#### Learn about the Bible

- ☐ bookmark
- ☐ Giant Timeline or Small Group Timeline

#### Tell the Bible story

- ☐ Bible Story Picture Poster
- ☐ “Jesus Suffered for Us” video (optional)
- ☐ storytelling tips props (optional)

#### Practice the key passage

- ☐ Key Passage Marker
- ☐ Key Passage Poster
- ☐ “We Are Healed (Isaiah 53:5)” song

#### Learn the Big Picture

##### Question

- ☐ Big Picture Question Poster

##### Missions moment

- ☐ “Jones Family Photo” printable



### LOVE

#### Snack and talk

- ☐ hand sanitizer (optional)
- ☐ Bible Story Picture Poster
- ☐ Big Picture Question Poster

#### Make play dough stars

- ☐ star-shaped cookie cutters



### LIVE

#### Decorate a cross

- ☐ “Cross” printable, 1 per child printed on heavyweight paper
- ☐ tissue paper squares

#### Write a letter

- ☐ envelopes, 1 per child

#### Transition

- ☐ Bible Story Coloring Page, 1 per child
- ☐ “We Are Healed (Isaiah 53:5)” song
- ☐ Big Picture Cards for Families



YOUR HEART TO TEACH

## GATHER Supplies

Keep these items on hand for each session: Allergy Alert, Bibles, construction paper, copy paper, washable markers, crayons, scissors (adult use), blunt-tipped scissors, glue sticks, glue, blocks, baby dolls, play dough, world map or globe, snack food, paper cups, and napkins.



### WELCOME

#### Welcome

- ☐ "So Also Is Christ (1 Corinthians 12:12)" song

#### Activity Page

- ☐ "Get Up!" activity page, 1 per child

#### Enjoy dollhouse play

- ☐ dollhouse
- ☐ people figures
- ☐ dollhouse furniture
- ☐ cardboard box (optional)
- ☐ blocks (optional)

#### Transition

- ☐ countdown video (optional)



### LEARN

#### Introduce the Bible story

- ☐ stuffed animal

#### Learn about the Bible

- ☐ bookmark
- ☐ Giant Timeline or Small Group Timeline

#### Tell the Bible story

- ☐ Bible Story Picture Poster
- ☐ "Peter Performed Miracles" video (optional)
- ☐ storytelling tips props (optional)

#### Practice the key passage

- ☐ Key Passage Marker
- ☐ Key Passage Poster
- ☐ "So Also Is Christ (1 Corinthians 12:12)" song

#### Learn the Big Picture

##### Question

- ☐ Big Picture Question Poster

#### Missions moment

- ☐ "Send South Florida" missions video
- ☐ map of the United States (optional)



### LOVE

#### Snack and talk

- ☐ hand sanitizer (optional)
- ☐ Bible Story Picture Poster
- ☐ Big Picture Question Poster

#### Collage with fabric

- ☐ fabric pieces, cut into 1-inch squares
- ☐ copies of the Key Passage Poster, 1 per child



### LIVE

#### Build a staircase

- ☐ Bible story picture poster
- ☐ interlocking blocks

#### Create finger puppets

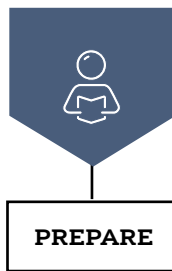
- ☐ "Finger Puppets" printable, 1 copy per child

#### Make a fish craft

- ☐ blue construction paper, 1 per child
- ☐ mini multicolored and full-size cupcake liners
- ☐ googly eyes
- ☐ blue sequins (optional)
- ☐ white binder reinforcement stickers (optional)

#### Transition

- ☐ Bible Story Coloring Page, 1 per child
- ☐ "So Also Is Christ (1 Corinthians 12:12)" song
- ☐ Big Picture Cards for Families



YOUR HEART TO TEACH

## GATHER Supplies

Keep these items on hand for each session: Allergy Alert, Bibles, construction paper, copy paper, washable markers, crayons, scissors (adult use), blunt-tipped scissors, glue sticks, glue, blocks, baby dolls, play dough, world map or globe, snack food, paper cups, and napkins.



### WELCOME

#### Welcome

- ☐ “So Also Is Christ (1 Corinthians 12:12)” song

#### Activity Page

- ☐ “Where’s Peter?” activity page, 1 per child

#### Sort animals

- ☐ toy animals (plastic or stuffed)
- ☐ plastic hoops
- ☐ tape

#### Transition

- ☐ countdown video (optional)



### LEARN

#### Introduce the Bible story

- ☐ smart phone or electronic device

#### Learn about the Bible

- ☐ bookmark
- ☐ Giant Timeline or Small Group Timeline

#### Tell the Bible story

- ☐ Bible Story Picture Poster
- ☐ “Peter Learned That Jesus Is for All” video (optional)
- ☐ storytelling tips props (optional)

#### Practice the key passage

- ☐ Key Passage Marker
- ☐ Key Passage Poster
- ☐ “So Also Is Christ (1 Corinthians 12:12)” song

#### Learn the Big Picture

##### Question

- ☐ Big Picture Question Poster

#### Missions moment

- ☐ Gospel City Church” missions video



### LOVE

#### Snack and talk

- ☐ hand sanitizer (optional)
- ☐ Bible Story Picture Poster
- ☐ Big Picture Question Poster

#### Trace circles

- ☐ pool noodle, cut into 2-inch slices
- ☐ colored pencils



### LIVE

#### Play with a sheet

- ☐ large sheet or blanket
- ☐ play parachute (optional)

#### Wash animals

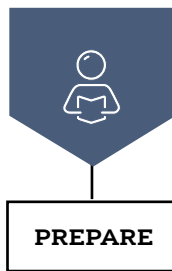
- ☐ plastic tub
- ☐ plastic animals
- ☐ water
- ☐ towels or washcloths
- ☐ small brushes (new or clean fingernail or toothbrushes)

#### Cheer someone up

- ☐ sealed microwave popcorn bags
- ☐ tape
- ☐ large index cards

#### Transition

- ☐ Bible Story Coloring Page, 1 per child
- ☐ “So Also Is Christ (1 Corinthians 12:12)” song
- ☐ Big Picture Cards for Families



YOUR HEART TO TEACH

## GATHER Supplies

Keep these items on hand for each session: Allergy Alert, Bibles, construction paper, copy paper, washable markers, crayons, scissors (adult use), blunt-tipped scissors, glue sticks, glue, blocks, baby dolls, play dough, world map or globe, snack food, paper cups, and napkins.



### WELCOME

#### Welcome

- ☐ “So Also Is Christ (1 Corinthians 12:12)” song

#### Activity Page

- ☐ “Tell the Good News” activity page, 1 per child

#### Work people puzzles

- ☐ “People Puzzles” printable, 1 copy printed on heavyweight paper
- ☐ envelopes

#### Transition

- ☐ countdown video (optional)



### LEARN

#### Learn about the Bible

- ☐ bookmark
- ☐ Giant Timeline or Small Group Timeline

#### Tell the Bible story

- ☐ Bible Story Picture Poster
- ☐ “Gentiles Became Part of the Church” video (optional)
- ☐ storytelling tips props (optional)

#### Practice the key passage

- ☐ Key Passage Marker
- ☐ Key Passage Poster
- ☐ “So Also Is Christ (1 Corinthians 12:12)” song
- ☐ sticky notes

#### Learn the Big Picture

##### Question

- ☐ Big Picture Question Poster

##### Missions moment

- ☐ “McCaman Family Photo” printable



### LOVE

#### Snack and talk

- ☐ hand sanitizer (optional)
- ☐ Bible Story Picture Poster
- ☐ Big Picture Question Poster

#### Explore vehicles

- ☐ painter's tape
- ☐ toy vehicles
- ☐ blocks



### LIVE

#### Watch colors spread

- ☐ clear cups, 7
- ☐ pitcher of water
- ☐ paper towels
- ☐ food color (red, blue, yellow)

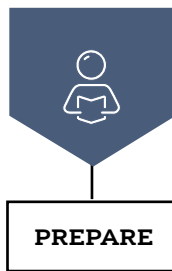
#### Pack and run

- ☐ backpacks or duffel bags, 2
- ☐ assorted classroom items

#### Transition

- ☐ Bible Story Coloring Page, 1 per child
- ☐ “So Also Is Christ (1 Corinthians 12:12)” song
- ☐ Big Picture Cards for Families





YOUR HEART TO TEACH

## GATHER Supplies

Keep these items on hand for each session: Allergy Alert, Bibles, construction paper, copy paper, washable markers, crayons, scissors (adult use), blunt-tipped scissors, glue sticks, glue, blocks, baby dolls, play dough, world map or globe, snack food, paper cups, and napkins.



### WELCOME

#### Welcome

- ☐ "So Also Is Christ (1 Corinthians 12:12)" song

#### Activity Page

- ☐ "Gates and Doors" activity page, 1 per child

#### Explore locks

- ☐ assorted locks with keys (padlocks, luggage locks)
- ☐ colored dot stickers
- ☐ 2 bowls

#### Transition

- ☐ countdown video (optional)



### LEARN

#### Learn about the Bible

- ☐ bookmark
- ☐ Giant Timeline or Small Group Timeline

#### Tell the Bible story

- ☐ Bible Story Picture Poster
- ☐ "Peter Was Rescued from Prison" video (optional)
- ☐ storytelling tips props (optional)

#### Practice the key passage

- ☐ Key Passage Marker
- ☐ Key Passage Poster
- ☐ "So Also Is Christ (1 Corinthians 12:12)" song
- ☐ paper cut into 1-inch strips
- ☐ stapler or tape

#### Learn the Big Picture

##### Question

- ☐ Big Picture Question Poster

#### Missions moment

- ☐ "McCaman Family Photo" printable



### LOVE

#### Snack and talk

- ☐ hand sanitizer (optional)
- ☐ Bible Story Picture Poster
- ☐ Big Picture Question Poster

#### Design a wreath

- ☐ "People Around the World" printable, 1 per child
- ☐ plastic tablecloth
- ☐ paper plates
- ☐ yarn
- ☐ tape



### LIVE

#### Pray together

- ☐ plastic interlocking blocks
- ☐ masking tape
- ☐ permanent marker

#### Welcome a guest

- ☐ plastic dishes
- ☐ toy food
- ☐ cleaning supplies (wet wipes, spray water bottle, rags, feather duster)
- ☐ artificial flowers
- ☐ non-breakable vase

#### Play a matching game

- ☐ "Faces from Many Nations" printable

#### Transition

- ☐ Bible Story Coloring Page, 1 per child
- ☐ "So Also Is Christ (1 Corinthians 12:12)" song
- ☐ Big Picture Cards for Families



YOUR HEART TO TEACH

## GATHER Supplies

Keep these items on hand for each session: Allergy Alert, Bibles, construction paper, copy paper, washable markers, crayons, scissors (adult use), blunt-tipped scissors, glue sticks, glue, blocks, baby dolls, play dough, world map or globe, snack food, paper cups, and napkins.



### WELCOME

#### Welcome

- ☐ “So Also Is Christ (1 Corinthians 12:12)” song

#### Activity Page

- ☐ “One Body—Many Parts” activity page, 1 per child

#### Work puzzles

- ☐ puzzles depicting Jesus
- ☐ gift bag

#### Transition

- ☐ countdown video (optional)



### LEARN

#### Introduce the Bible story

- ☐ ballpoint pen with a spring mechanism

#### Learn about the Bible

- ☐ bookmark
- ☐ Giant Timeline or Small Group Timeline

#### Tell the Bible story

- ☐ Bible Story Picture Poster
- ☐ “We Are Part of One Church” video (optional)
- ☐ storytelling tips props (optional)

#### Practice the key passage

- ☐ Key Passage Marker
- ☐ Key Passage Poster
- ☐ “So Also Is Christ (1 Corinthians 12:12)” song

#### Learn the Big Picture

##### Question

- ☐ Big Picture Question Poster



### LOVE

#### Snack and talk

- ☐ hand sanitizer (optional)
- ☐ Bible Story Picture Poster
- ☐ Big Picture Question Poster

#### Mix it up

- ☐ poster board



### LIVE

#### Illustrate the church

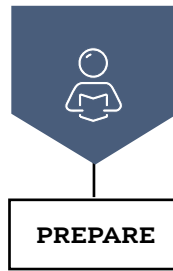
- ☐ butcher paper

#### Make and eat a sunshine snack

- ☐ pineapple rings
- ☐ baby carrots or pretzel sticks
- ☐ paper plates
- ☐ knife (teacher use only)

#### Transition

- ☐ Bible Story Coloring Page, 1 per child
- ☐ “So Also Is Christ (1 Corinthians 12:12)” song
- ☐ Big Picture Cards for Families



YOUR HEART TO TEACH

## GATHER Supplies

Keep these items on hand for each session: Allergy Alert, Bibles, construction paper, copy paper, washable markers, crayons, scissors (adult use), blunt-tipped scissors, glue sticks, glue, blocks, baby dolls, play dough, world map or globe, snack food, paper cups, and napkins.



### WELCOME

#### Welcome

- ☐ “To Save the World (John 3:17)” song

#### Activity Page

- ☐ “Color the Light” activity page, 1 per child

#### Turn socks inside out

- ☐ clean socks
- ☐ device that plays music
- ☐ “To Save the World (John 3:17)” song (optional)

#### Transition

- ☐ countdown video (optional)



### LEARN

#### Introduce the Bible story

- ☐ blindfold

#### Learn about the Bible

- ☐ bookmark
- ☐ Giant Timeline or Small Group Timeline

#### Tell the Bible story

- ☐ Bible Story Picture Poster
- ☐ “Paul Became a Christian” video (optional)
- ☐ storytelling tips props (optional)

#### Practice the key passage

- ☐ Key Passage Marker
- ☐ Key Passage Poster
- ☐ “To Save the World (John 3:17)” song

#### Learn the Big Picture

##### Question

- ☐ Big Picture Question Poster

#### Missions moment

- ☐ “The Life of Betsey Stockton” missions video



### LOVE

#### Snack and talk

- ☐ hand sanitizer (optional)
- ☐ Bible Story Picture Poster
- ☐ Big Picture Question Poster

#### Make a suncatcher

- ☐ different colored tissue paper cut into 1-inch squares
- ☐ clear contact plastic
- ☐ yarn
- ☐ single hole punch



### LIVE

#### Make shadows

- ☐ “Shadow Puppets” printable
- ☐ flashlights

#### Find the correct toy

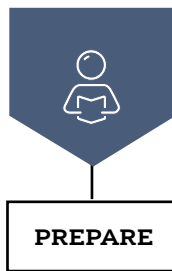
- ☐ camera phone or camera with view screen
- ☐ box
- ☐ towel or small blanket

#### Read together

- ☐ pillows
- ☐ blankets
- ☐ books
- ☐ Bibles and Bible storybooks

#### Transition

- ☐ Bible Story Coloring Page, 1 per child
- ☐ “To Save the World (John 3:17)” song
- ☐ Big Picture Cards for Families



YOUR HEART TO TEACH

## GATHER Supplies

Keep these items on hand for each session: Allergy Alert, Bibles, construction paper, copy paper, washable markers, crayons, scissors (adult use), blunt-tipped scissors, glue sticks, glue, blocks, baby dolls, play dough, world map or globe, snack food, paper cups, and napkins.



### WELCOME

#### Welcome

- ☐ "To Save the World (John 3:17)" song

#### Activity Page

- ☐ "Trace the Lines" activity page, 1 per child

#### Carry a Bible

- ☐ small blanket or hand towel

#### Transition

- ☐ countdown video (optional)



### LEARN

#### Introduce the Bible story

- ☐ small suitcase
- ☐ map

#### Learn about the Bible

- ☐ bookmark
- ☐ Giant Timeline or Small Group Timeline

#### Tell the Bible story

- ☐ Bible Story Picture Poster
- ☐ "Paul Became a Missionary" video (optional)
- ☐ storytelling tips props (optional)

#### Practice the key passage

- ☐ Key Passage Marker
- ☐ Key Passage Poster
- ☐ "To Save the World (John 3:17)" song

#### Learn the Big Picture

##### Question

- ☐ Big Picture Question Poster

#### Missions moment

- ☐ "Betsey Stockton Photo" printable



### LOVE

#### Snack and talk

- ☐ hand sanitizer (optional)
- ☐ Bible Story Picture Poster
- ☐ Big Picture Question Poster

#### Letter Match

- ☐ gallon-size ziplock bags
- ☐ permanent marker
- ☐ craft foam pieces
- ☐ measuring cups and spoons
- ☐ clear hair gel
- ☐ tape



### LIVE

#### Travel and sing

- ☐ tape
- ☐ rhythm instruments
- ☐ "To Save the World (John 3:17)" song

#### Trace with cars

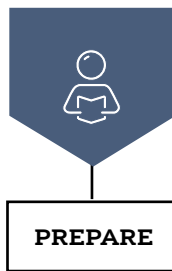
- ☐ toy cars
- ☐ tape

#### Do a lei relay

- ☐ hula hoops, 2
- ☐ leis, 20–30 (at least 1 per child)

#### Transition

- ☐ Bible Story Coloring Page, 1 per child
- ☐ "To Save the World (John 3:17)" song
- ☐ Big Picture Cards for Families



YOUR HEART TO TEACH

## GATHER Supplies

Keep these items on hand for each session: Allergy Alert, Bibles, construction paper, copy paper, washable markers, crayons, scissors (adult use), blunt-tipped scissors, glue sticks, glue, blocks, baby dolls, play dough, world map or globe, snack food, paper cups, and napkins.



### WELCOME

#### Welcome

- ☐ “To Save the World (John 3:17)” song

#### Activity Page

- ☐ “Finish the Pattern” activity page, 1 per child

#### Find a match

- ☐ adhesive name tags

#### Transition

- ☐ countdown video (optional)



### LEARN

#### Introduce the Bible story

- ☐ large envelope

#### Learn about the Bible

- ☐ bookmark
- ☐ Giant Timeline or Small Group Timeline

#### Tell the Bible story

- ☐ Bible Story Picture Poster
- ☐ “Jesus Can Forgive Anyone” video (optional)
- ☐ storytelling tips props (optional)

#### Practice the key passage

- ☐ Key Passage Marker
- ☐ Key Passage Poster
- ☐ “To Save the World (John 3:17)” song

#### Learn the Big Picture

##### Question

- ☐ Big Picture Question Poster

#### Missions moment

- ☐ “Betsey Stockton Photo” printable



### LOVE

#### Snack and talk

- ☐ hand sanitizer (optional)
- ☐ Bible Story Picture Poster
- ☐ Big Picture Question Poster

#### Make a cross

- ☐ painter's tape
- ☐ cardstock



### LIVE

#### Stand in the square

- ☐ painter's tape

#### Play dress up

- ☐ dress-up clothes and accessories
- ☐ mirror (optional)
- ☐ Key Passage Poster (optional)
- ☐ Big Picture Question Poster (optional)

#### Construct an edible lei

- ☐ plastic lacing cord cut into 18-inch pieces, 1 per child
- ☐ butter ring cookies
- ☐ fruit-flavored O-shaped cereal
- ☐ paper plates

#### Transition

- ☐ Bible Story Coloring Page, 1 per child
- ☐ “To Save the World (John 3:17)” song
- ☐ Big Picture Cards for Families