



PREPARE

PRIOR TO TEACHING THE SESSION

GATHER Supplies

Keep a regular supply of the following items available at all times: Bibles, pens or pencils, markers, crayons, colored pencils, scissors, glue or tape, paper.



WELCOME

Activity Page

- ☐ “What’s the Expression?” activity page

Session Starter (Option 1)

- ☐ large serving bowls, 2
- ☐ table tennis balls, 1 per team

Session Starter (Option 2)

- ☐ index cards, 10
- ☐ dry erase board and marker



LEARN

Introduce the Session

- ☐ countdown video

Big Picture Question

- ☐ Big Picture Question Poster

Review the Timeline

- ☐ Giant Timeline

Tell the Bible Story

- ☐ “The Apostles Were Arrested” video
- ☐ Bible Story Picture Poster
- ☐ Bible times clothes (optional)

Questions from Kids

- ☐ “Unit 31, Session 1” questions from kids video

Missions Moment

- ☐ world map
- ☐ “Overview of Europe” missions video

Key Passage Activity

- ☐ Key Passage Poster
- ☐ “By His Wounds (Isaiah 53:5)” song
- ☐ worship song of your choice (optional)
- ☐ plastic cups, 8–10 per pair



LOVE

Review & Bible Skills

- ☐ Small Group Timeline and Map Set
- ☐ world map



LIVE

Activity Choice (Option 1)

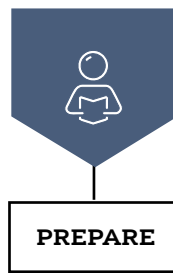
- ☐ “Europe Photos” printable
- ☐ large sheet of bulletin board paper
- ☐ yarn
- ☐ painter’s tape

Activity Choice (Option 2)

- ☐ world map
- ☐ stickers

Journal and Prayer

- ☐ Journal Page
- ☐ “What Happened Next?” activity page



PRIOR TO TEACHING THE SESSION

GATHER Supplies

Keep a regular supply of the following items available at all times: Bibles, pens or pencils, markers, crayons, colored pencils, scissors, glue or tape, paper.



WELCOME

Activity Page

- ☐ “Name the Job” activity page



LEARN

Introduce the Session

- ☐ countdown video

Big Picture Question

- ☐ Big Picture Question Poster

Review the Timeline

- ☐ Giant Timeline

Tell the Bible Story

- ☐ “The Church Handled a Problem” video
- ☐ Bible Story Picture Poster

Questions from Kids

- ☐ “Unit 31, Session 2” questions from kids video

Missions Moment

- ☐ “Jones Family Photo” printable
- ☐ world map

Key Passage Activity

- ☐ Key Passage Poster
- ☐ “By His Wounds (Isaiah 53:5)” song
- ☐ worship song of your choice (optional)
- ☐ index cards, 1 per kid



LOVE

Review & Bible skills

- ☐ Small Group Timeline and Map Set
- ☐ world map



LIVE

Activity Choice (Option 2)

- ☐ Big Picture Question Poster
- ☐ dry erase board and marker

Journal and Prayer

- ☐ Journal Page
- ☐ “Important Jobs” activity page



PRIOR TO TEACHING THE SESSION

GATHER Supplies

Keep a regular supply of the following items available at all times: Bibles, pens or pencils, markers, crayons, colored pencils, scissors, glue or tape, paper.



WELCOME

Activity Page

- ☐ “Word Search about Stephen” activity page



LEARN

Introduce the Session

- ☐ countdown video

Big Picture Question

- ☐ Big Picture Question Poster

Review the Timeline

- ☐ Giant Timeline

Tell the Bible Story

- ☐ “Stephen Was Arrested” video
- ☐ Bible Story Picture Poster
- ☐ Small Group Timeline (optional)

Questions from Kids

- ☐ “Unit 31, Session 3” questions from kids video

Missions Moment

- ☐ “The Jones Family in Germany” missions video

Key Passage Activity

- ☐ Key Passage Poster
- ☐ “By His Wounds (Isaiah 53:5)” song
- ☐ worship song of your choice (optional)



LOVE

Review & Bible skills

- ☐ Small Group Timeline and Map Set
- ☐ world map



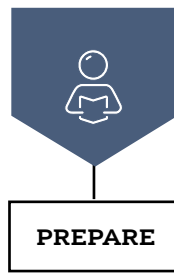
LIVE

Activity Choice (Option 1)

- ☐ pretzels in various shapes (mini twists, sticks, snaps)
- ☐ paper towels, 1 per kid

Journal and Prayer

- ☐ Journal Page
- ☐ “Do You Remember?” activity page



PRIOR TO TEACHING THE SESSION

GATHER Supplies

Keep a regular supply of the following items available at all times: Bibles, pens or pencils, markers, crayons, colored pencils, scissors, glue or tape, paper.



WELCOME

Activity Page

- ☐ “Do You See?” activity page

Session Starter (Option 2)

- ☐ plastic cup
- ☐ wrapped candies, 1 per kid



LEARN

Introduce the Session

- ☐ countdown video

Big Picture Question

- ☐ Big Picture Question Poster

Review the Timeline

- ☐ Giant Timeline

Tell the Bible Story

- ☐ “The Church Spread Out” video
- ☐ Bible Story Picture Poster
- ☐ Bible story props such as a scroll (optional)

Questions from Kids

- ☐ “Unit 31, Session 4” questions from kids video

Missions Moment

- ☐ “Jones Family Photo” printable

Key Passage Activity

- ☐ Key Passage Poster
- ☐ “By His Wounds (Isaiah 53:5)” song
- ☐ worship song of your choice (optional)
- ☐ sticky notes
- ☐ timer or stopwatch



LOVE

Review & Bible skills

- ☐ Small Group Timeline and Map Set
- ☐ world map



LIVE

Activity Choice (Option 1)

- ☐ “Flags of Europe” printable, 1 per kid

Activity Choice (Option 2)

- ☐ Big Picture Question Poster
- ☐ index cards, 2

Journal and Prayer

- ☐ Journal Page
- ☐ “Jesus in Isaiah” activity page



PRIOR TO TEACHING THE SESSION

GATHER Supplies

Keep a regular supply of the following items available at all times: Bibles, pens or pencils, markers, crayons, colored pencils, scissors, glue or tape, paper.



WELCOME

Activity Page

- ☐ “Decode the Message” activity page

Session Starter (Option 2)

- ☐ cups, 15–20
- ☐ timer or stopwatch



LEARN

Introduce the Session

- ☐ countdown video

Big Picture Question

- ☐ Big Picture Question Poster

Review the Timeline

- ☐ Giant Timeline

Tell the Bible Story

- ☐ “Jesus Suffered for Us” video
- ☐ Bible Story Picture Poster

Questions from Kids

- ☐ “Unit 31, Session 5” questions from kids video

Missions Moment

- ☐ “Jones Family Photo” printable

Key Passage Activity

- ☐ Key Passage Poster
- ☐ “By His Wounds (Isaiah 53:5)” song
- ☐ worship song of your choice (optional)
- ☐ dry erase boards, 2
- ☐ dry erase markers, 2



LOVE

Review & Bible skills

- ☐ Small Group Timeline and Map Set
- ☐ world map



LIVE

Activity Choice (Option 1)

- ☐ blindfold
- ☐ wooden spoon
- ☐ cooking pot
- ☐ wrapped chocolate candy

Activity Choice (Option 2)

- ☐ Big Picture Question Poster
- ☐ index cards, 20

Journal and Prayer

- ☐ Journal Page
- ☐ “Shine Like Stars” activity page



PRIOR TO TEACHING THE SESSION

GATHER Supplies

Keep a regular supply of the following items available at all times: Bibles, pens or pencils, markers, crayons, colored pencils, scissors, glue or tape, paper.



WELCOME

Activity Page

- ☐ “Draw It!” activity page

Session Starter (Option 2)

- ☐ world map or country map
- ☐ sticky notes, 4 or 5 per kid



LEARN

Introduce the Session

- ☐ countdown video

Big Picture Question

- ☐ Big Picture Question Poster

Review the Timeline

- ☐ Giant Timeline

Tell the Bible Story

- ☐ “Peter Performed Miracles” video
- ☐ Bible Story Picture Poster
- ☐ New Testament Israel Map (optional)

Questions from Kids

- ☐ “Unit 32, Session 1” questions from kids video

Missions Moment

- ☐ “Send South Florida” missions video
- ☐ map of U.S.

Key Passage Activity

- ☐ Key Passage Poster
- ☐ “Many Parts (1 Corinthians 12:12)” song
- ☐ worship song of your choice (optional)
- ☐ shaving cream canister
- ☐ plastic tablecloths, 2



LOVE

Review & Bible skills

- ☐ Small Group Timeline and Map Set
- ☐ world map



LIVE

Activity Choice (Option 1)

- ☐ cardstock, 1 per kid
- ☐ Gospel Plan Poster

Activity Choice (Option 2)

- ☐ index cards, 4

Journal and Prayer

- ☐ Journal Page
- ☐ “Who’s Got the Power?” activity page



PRIOR TO TEACHING THE SESSION

GATHER Supplies

Keep a regular supply of the following items available at all times: Bibles, pens or pencils, markers, crayons, colored pencils, scissors, glue or tape, paper.



WELCOME

Activity Page

- ☐ “Clean or Unclean?” activity page

Session Starter (Option 2)

- ☐ bedsheet or blanket



LEARN

Introduce the Session

- ☐ countdown video

Big Picture Question

- ☐ Big Picture Question Poster

Review the Timeline

- ☐ Giant Timeline

Tell the Bible Story

- ☐ “Peter Learned That Jesus Is for All” video
- ☐ Bible Story Picture Poster
- ☐ bedsheet (optional)
- ☐ pictures of many different animals” (optional)

Questions from Kids

- ☐ “Unit 32, Session 2” questions from kids video

Missions Moment

- ☐ “Gospel City Church” missions video

Key Passage Activity

- ☐ Key Passage Poster
- ☐ “Many Parts (1 Corinthians 12:12)” song
- ☐ worship song of your choice (optional)



LOVE

Review & Bible skills

- ☐ Small Group Timeline and Map Set
- ☐ world map



LIVE

Activity Choice (Option 1)

- ☐ “Popcorn Box Template” printable
- ☐ wrapped, unpopped package of microwave popcorn; 1 per kid (optional)

Activity Choice (Option 2)

- ☐ sticky notes, 8-10
- ☐ world map

Journal and Prayer

- ☐ Journal Page
- ☐ “Is It True?” activity page



PRIOR TO TEACHING THE SESSION

GATHER Supplies

Keep a regular supply of the following items available at all times: Bibles, pens or pencils, markers, crayons, colored pencils, scissors, glue or tape, paper.



WELCOME

Activity Page

- ☐ “Can You Grid It?” activity page

Session Starter (Option 1)

- ☐ ball of yarn

Session Starter (Option 2)

- ☐ dry erase board
- ☐ dry erase marker



LEARN

Introduce the Session

- ☐ countdown video

Big Picture Question

- ☐ Big Picture Question Poster

Review the Timeline

- ☐ Giant Timeline

Tell the Bible Story

- ☐ “Gentiles Became Part of the Church” video
- ☐ Bible Story Picture Poster
- ☐ New Testament Mediterranean Map (optional)

Questions from Kids

- ☐ “Unit 32, Session 3” questions from kids video

Missions Moment

- ☐ “McCaman Family Photos” printable

Key Passage Activity

- ☐ Key Passage Poster
- ☐ “Many Parts (1 Corinthians 12:12) song
- ☐ worship song of your choice (optional)
- ☐ index cards



LOVE

Review & Bible skills

- ☐ Small Group Timeline and Map Set
- ☐ world map



LIVE

Activity Choice (Option 1)

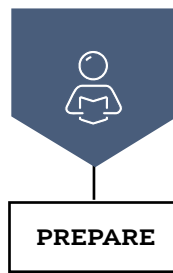
- ☐ coffee filters, 1 per kid
- ☐ pipettes, 1 per kid
- ☐ water

Activity Choice (Option 2)

- ☐ Big Picture Question Poster

Journal and Prayer

- ☐ Journal Page
- ☐ “All Mixed Up” activity page



PRIOR TO TEACHING THE SESSION

GATHER Supplies

Keep a regular supply of the following items available at all times: Bibles, pens or pencils, markers, crayons, colored pencils, scissors, glue or tape, paper.



Activity Page

- ☐ “Find the Differences” activity page



Introduce the Session

- ☐ countdown video

Big Picture Question

- ☐ Big Picture Question Poster

Review the Timeline

- ☐ Giant Timeline

Tell the Bible Story

- ☐ “Peter Was Rescued from Prison” video
- ☐ Bible Story Picture Poster
- ☐ flashlight (optional)

Questions from Kids

- ☐ “Unit 32, Session 4” questions from kids video

Missions Moment

- ☐ “McCaman Family Photos” printable
- ☐ world map

Key Passage Activity

- ☐ Key Passage Poster
- ☐ “Many Parts (1 Corinthians 12:12)” song
- ☐ worship song of your choice (optional)
- ☐ inflated balloons, 1 per pair



Review & Bible skills

- ☐ Small Group Timeline and Map Set
- ☐ world map



Activity Choice (Option 1)

- ☐ inflated beach ball

Activity Choice (Option 2)

- ☐ index cards, 1 per kid

Journal and Prayer

- ☐ Journal Page
- ☐ “Peter Crossword Puzzle” activity page



PRIOR TO TEACHING THE SESSION

GATHER Supplies

Keep a regular supply of the following items available at all times: Bibles, pens or pencils, markers, crayons, colored pencils, scissors, glue or tape, paper.



Activity Page

- ☐ “Complete the Picture” activity page

Session Starter (Option 2)

- ☐ cardstock puzzle pieces, 1 per kid



Introduce the Session

- ☐ countdown video

Big Picture Question

- ☐ Big Picture Question Poster

Review the Timeline

- ☐ Giant Timeline

Tell the Bible Story

- ☐ “We Are Part of One Church” video
- ☐ Bible Story Picture Poster
- ☐ dry erase board (optional)

Questions from Kids

- ☐ “Unit 32, Session 5” questions from kids video

Key Passage Activity

- ☐ Key Passage Poster
- ☐ “Many Parts (1 Corinthians 12:12)” song
- ☐ worship song of your choice (optional)
- ☐ construction paper



Review & Bible skills

- ☐ Small Group Timeline and Map Set
- ☐ world map



Activity Choice (Option 1)

- ☐ “Flamingo” printable, 1 per kid
- ☐ metal brads, 5 per kid
- ☐ cardstock

Activity Choice (Option 2)

- ☐ pool noodles, 1 per group
- ☐ donut-shaped pool floats, 5 per group

Journal and Prayer

- ☐ Journal Page
- ☐ “A Message from Paul” activity page



PRIOR TO TEACHING THE SESSION

GATHER Supplies

Keep a regular supply of the following items available at all times: Bibles, pens or pencils, markers, crayons, colored pencils, scissors, glue or tape, paper.



WELCOME

Activity Page

- ☐ “To Damascus Maze” activity page

Session Starter (Option 2)

- ☐ paper bag
- ☐ various objects such as a pencil, a watch, a thermometer, a mint, etc.; 8–10



LEARN

Introduce the Session

- ☐ countdown video

Big Picture Question

- ☐ Big Picture Question Poster

Review the Timeline

- ☐ Giant Timeline

Tell the Bible Story

- ☐ “Paul Became a Christian” video
- ☐ Bible Story Picture Poster

Questions from Kids

- ☐ “Unit 33, Session 1” questions from kids video

Missions Moment

- ☐ “The Life of Betsey Stockton” missions video
- ☐ map of the United States

Key Passage Activity

- ☐ Key Passage Poster
- ☐ “Through Him (John 3:17)” song
- ☐ worship song of your choice (optional)



LOVE

Review & Bible skills

- ☐ Small Group Timeline and Map Set
- ☐ world map



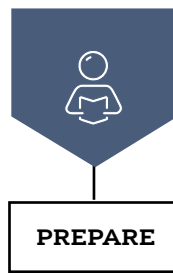
LIVE

Activity Choice (Option 2)

- ☐ Big Picture Question Poster

Journal and Prayer

- ☐ Journal Page
- ☐ “Timeline” activity page



PRIOR TO TEACHING THE SESSION

GATHER Supplies

Keep a regular supply of the following items available at all times: Bibles, pens or pencils, markers, crayons, colored pencils, scissors, glue or tape, paper.



Activity Page

- ☐ “Missions Word Search” activity page

Session Starter (Option 1)

- ☐ dry erase board

Session Starter (Option 2)

- ☐ index cards, 1 per kid



Introduce the Session

- ☐ countdown video

Big Picture Question

- ☐ Big Picture Question Poster

Review the Timeline

- ☐ Giant Timeline

Tell the Bible Story

- ☐ “Paul Became a Missionary” video
- ☐ Bible Story Picture Poster
- ☐ New Testament Mediterranean Map (optional)

Questions from Kids

- ☐ “Unit 33, Session 2” questions from kids video

Missions Moment

- ☐ “Betsey Stockton Photo” printable

Key Passage Activity

- ☐ Key Passage Poster
- ☐ “Through Him (John 3:17)” song
- ☐ worship song of your choice (optional)



Review & Bible skills

- ☐ Small Group Timeline and Map Set
- ☐ world map



Activity Choice (Option 1)

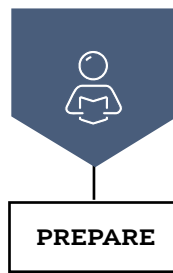
- ☐ circular slices of string cheese, 1 per kid
- ☐ long pieces of string cheese, 1 per kid
- ☐ thin triangular sliced kiwis, 3 per kid
- ☐ triangular pineapple slices, 5 per kid
- ☐ paper plates, 1 per kid

Activity Choice (Option 2)

- ☐ “All about Paul” printable, 1 per kid

Journal and Prayer

- ☐ Journal Page
- ☐ “Scrambled Stones” activity page



PRIOR TO TEACHING THE SESSION

GATHER Supplies

Keep a regular supply of the following items available at all times: Bibles, pens or pencils, markers, crayons, colored pencils, scissors, glue or tape, paper.



Activity Page

- ☐ “New Life” activity page

Session Starter (Option 2)

- ☐ index cards, 1 per kid



Introduce the Session

- ☐ countdown video

Big Picture Question

- ☐ Big Picture Question Poster

Review the Timeline

- ☐ Giant Timeline

Tell the Bible Story

- ☐ “Jesus Can Forgive Anyone” video
- ☐ Bible Story Picture Poster

Questions from Kids

- ☐ “Unit 33, Session 3” questions from kids video

Missions Moment

- ☐ “Betsey Stockton Photo” printable

Key Passage Activity

- ☐ Key Passage Poster
- ☐ “Through Him (John 3:17)” song
- ☐ worship song of your choice (optional)
- ☐ envelopes, 1 per kid



Review & Bible skills

- ☐ Small Group Timeline and Map Set
- ☐ world map



Activity Choice (Option 1)

- ☐ hula hoops, 5 or 6
- ☐ music

Journal and Prayer

- ☐ Journal Page
- ☐ “Send Good News” activity page