



PRIOR TO TEACH THE SESSION

## GATHER Supplies

Standard supplies for each session: Bibles (full-size, small, and handheld), Allergy Alert, Big Picture Card, construction paper, tape (clear, duct, and painter's), copy paper, large crayons, scissors (adult use), glue sticks, beanbag, foam or cardboard blocks, play dough, paper cups, napkins, snacks



### BABIES ACTIVITIES

#### Learning activities

- ☐ Bible Story Picture Poster
- ☐ Key Passage Phrase Card

#### Look at photos of friends

- ☐ photos of friends

#### Pat water

- ☐ Bible Story Picture Poster
- ☐ gallon-size ziplock bag
- ☐ towel
- ☐ shallow baking pan
- ☐ water



### TODDLER ACTIVITIES

#### Learning activities

- ☐ Bible Story Picture Poster

#### Circle time

- ☐ Bible Story Picture Poster
- ☐ Key Passage Phrase Card

#### Open and close

- ☐ several board books about Jesus
- ☐ classroom toys that open and close

#### Make a surprise painting

- ☐ plastic container with a lid
- ☐ washable paint
- ☐ broken crayons or other small objects

#### Pull out the people

- ☐ box

#### Match sounds

- ☐ bells, rocks, small plastic beads, and other items
- ☐ ziplock bags
- ☐ empty water bottles



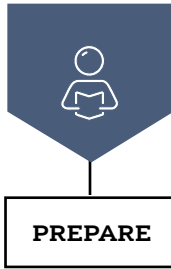
### BONUS TEACHING HOUR

#### Transition activity: Talk to a puppet

- ☐ puppet (or paper bag or clean sock, googly eyes, yarn, and other craft items; optional)

#### Match colors

- ☐ colored paper (five colors, two pieces of each color)



PRIOR TO TEACH THE SESSION

## GATHER Supplies

Standard supplies for each session: Bibles (full-size, small, and handheld), Allergy Alert, Big Picture Card, construction paper, tape (clear, duct, and painter's), copy paper, large crayons, scissors (adult use), glue sticks, beanbag, foam or cardboard blocks, play dough, paper cups, napkins, snacks



### BABIES ACTIVITIES

#### Learning activities

- ☐ Bible Story Picture Poster
- ☐ Key Passage Phrase Card

#### Make a choice

- ☐ classroom toys

#### Stack blocks

- ☐ horseshoe-shaped pillows



### TODDLER ACTIVITIES

#### Learning activities

- ☐ Bible Story Picture Poster

#### Circle time

- ☐ Bible Story Picture Poster
- ☐ Key Passage Phrase Card

#### Make cards

- ☐ blank card or an unlined index card
- ☐ washable stamp ink pad
- ☐ baby wipes

#### Stick food

- ☐ colorful paper
- ☐ clear contact plastic
- ☐ basket
- ☐ toy food items

#### See seven things

- ☐ classroom items in groups of seven (craft sticks, small toys, pom-poms, and so forth)
- ☐ ziplock bags



### BONUS TEACHING HOUR

#### Transition activity: Drop pom-poms

- ☐ cardboard tubes
- ☐ pom-poms
- ☐ small plastic bowl (optional)

#### Feed baby dolls

- ☐ towel
- ☐ small chair or toy high chair
- ☐ plastic doll
- ☐ doll bib
- ☐ small bowl
- ☐ water
- ☐ baby spoon
- ☐ washcloth

#### Clean the church

- ☐ damp washcloth or sponge



PRIOR TO TEACH THE SESSION

## GATHER Supplies

Standard supplies for each session: Bibles (full-size, small, and handheld), Allergy Alert, Big Picture Card, construction paper, tape (clear, duct, and painter's), copy paper, large crayons, scissors (adult use), glue sticks, beanbag, foam or cardboard blocks, play dough, paper cups, napkins, snacks



### BABIES ACTIVITIES

#### Learning activities

- ☐ Bible Story Picture Poster
- ☐ Key Passage Phrase Card

#### Find pictures of Jesus

- ☐ Bible board books
- ☐ rattles or other small toys
- ☐ scarves

#### Fill and dump

- ☐ foam blocks
- ☐ large, plastic bowl
- ☐ small paper hearts



### TODDLER ACTIVITIES

#### Learning activities

- ☐ Bible Story Picture Poster

#### Circle time

- ☐ Bible Story Picture Poster
- ☐ Key Passage Phrase Card

#### Walk on a heart path

- ☐ colorful paper
- ☐ Bible Story Picture Poster

#### Erase words

- ☐ dry erase marker (adult use only)
- ☐ dry erase board
- ☐ eraser
- ☐ baby wipes

#### Trace a heart

- ☐ dot markers

#### Look up

- ☐ several pictures of Jesus
- ☐ classroom toys



### BONUS TEACHING HOUR

#### Transition activity: Shake shakers to music

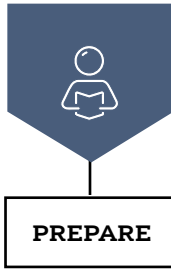
- ☐ plastic bottles
- ☐ dry rice or beans
- ☐ tape or hot glue
- ☐ worship music
- ☐ electronic device

#### Play with a medical kit

- ☐ age-appropriate medical kit
- ☐ plastic dolls
- ☐ strips of cloths or paper towels

#### Roll a ball

- ☐ colorful paper
- ☐ small playground balls



PRIOR TO TEACH THE SESSION

## GATHER Supplies

Standard supplies for each session: Bibles (full-size, small, and handheld), Allergy Alert, Big Picture Card, construction paper, tape (clear, duct, and painter's), copy paper, large crayons, scissors (adult use), glue sticks, beanbag, foam or cardboard blocks, play dough, paper cups, napkins, snacks



### BABIES ACTIVITIES

#### Learning activities

- ☐ Bible Story Picture Poster
- ☐ Key Passage Phrase Card

#### Tap on a box

- ☐ Bible Story Picture Poster
- ☐ plastic shoebox with lid
- ☐ horseshoe-shaped pillows
- ☐ large craft stick or wooden spoon
- ☐ fabric or thin blanket, jingle bells, or a string of plastic beads

#### Crawl through a box

- ☐ large cardboard box
- ☐ Bible Story Picture Poster
- ☐ classroom toys



### TODDLER ACTIVITIES

#### Learning activities

- ☐ Bible Story Picture Poster

#### Circle time

- ☐ Bible Story Picture Poster
- ☐ Key Passage Phrase Card

#### Pull a wagon

- ☐ Bible Story Picture Poster
- ☐ small toy wagon
- ☐ doll

#### Feel wet and dry

- ☐ cotton balls
- ☐ paper towel
- ☐ sponge
- ☐ washcloth
- ☐ rimmed baking sheet
- ☐ spray bottle
- ☐ water

#### Knock over bottles

- ☐ sand or rice
- ☐ empty plastic bottles
- ☐ tape or glue
- ☐ small playground balls

#### Look through color

- ☐ heavyweight paper or cardstock
- ☐ colorful cellophane



### BONUS TEACHING HOUR

#### Transition activity: Push cars

- ☐ toy cars
- ☐ small cardboard boxes and tubes or paper
- ☐ rimless baking sheet or flat piece of cardboard

#### Glue sheep

- ☐ small bowls
- ☐ liquid glue

#### Find the pictures

- ☐ "Find the Pictures" printable, 2



PRIOR TO TEACH THE SESSION

## GATHER Supplies

Standard supplies for each session: Bibles (full-size, small, and handheld), Allergy Alert, Big Picture Card, construction paper, tape (clear, duct, and painter's), copy paper, large crayons, scissors (adult use), glue sticks, beanbag, foam or cardboard blocks, play dough, paper cups, napkins, snacks



### BABIES ACTIVITIES

#### Learning activities

- ☐ Bible Story Picture Poster
- ☐ Key Passage Phrase Card

#### Find the Bible

- ☐ hand towel or cloth napkin

#### Roll a ball

- ☐ inflated beach ball
- ☐ picture of Jesus
- ☐ horseshoe-shaped pillows



### TODDLER ACTIVITIES

#### Learning activities

- ☐ Bible Story Picture Poster

#### Circle time

- ☐ Bible Story Picture Poster
- ☐ Key Passage Phrase Card

#### Paint with cotton swabs

- ☐ painting smocks
- ☐ black paper
- ☐ white or yellow washable paint
- ☐ paper plate
- ☐ cotton swabs

#### Trace letters

- ☐ age-appropriate junk mail

#### Shine a light

- ☐ nails or sharpened pencils (adult use only)
- ☐ large cardboard box

#### Write the letter J

- ☐ gallon-size ziplock bags
- ☐ colored rice or candy sprinkles



### BONUS TEACHING HOUR

#### Transition activity: Play with magnetic letters

- ☐ plastic container
- ☐ shredded paper
- ☐ magnetic alphabet letters that spell JESUS
- ☐ magnetic baking sheet

#### Find all the people

- ☐ sticky notes
- ☐ Bible story picture or any other picture of Jesus

#### Record words

- ☐ electronic recording device



PRIOR TO TEACH THE SESSION

## GATHER Supplies

Standard supplies for each session: Bibles (full-size, small, and handheld), Allergy Alert, Big Picture Card, construction paper, tape (clear, duct, and painter's), copy paper, large crayons, scissors (adult use), glue sticks, beanbag, foam or cardboard blocks, play dough, paper cups, napkins, snacks



### BABIES ACTIVITIES

#### Learning activities

- ☐ Bible Story Picture Poster
- ☐ Key Passage Phrase Card

#### Follow the leader

- ☐ Bible Story Picture Poster



### TODDLER ACTIVITIES

#### Learning activities

- ☐ Bible Story Picture Poster

#### Circle time

- ☐ Bible Story Picture Poster
- ☐ Key Passage Phrase Card

#### Play healer

- ☐ age-appropriate medical kits

#### Act out the story

- ☐ people figures
- ☐ fabric scraps

#### Build a city

- ☐ people figures

#### Make ice packs

- ☐ iodized salt
- ☐ water
- ☐ measuring cups and spoons
- ☐ sandwich-size ziplock bags



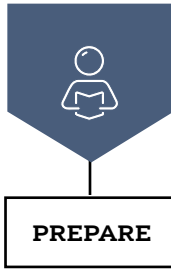
### BONUS TEACHING HOUR

#### Help clean

- ☐ spray bottle
- ☐ dish soap
- ☐ water
- ☐ paper towels or washcloths

#### Stick bandages

- ☐ self-adhesive bandages
- ☐ colored paper



PRIOR TO TEACH THE SESSION

## GATHER Supplies

Standard supplies for each session: Bibles (full-size, small, and handheld), Allergy Alert, Big Picture Card, construction paper, tape (clear, duct, and painter's), copy paper, large crayons, scissors (adult use), glue sticks, beanbag, foam or cardboard blocks, play dough, paper cups, napkins, snacks



### BABIES ACTIVITIES

#### Learning activities

- ☐ Bible Story Picture Poster
- ☐ Key Passage Phrase Card

#### Paint with water

- ☐ black construction paper
- ☐ chalk
- ☐ paintbrushes (or damp sponges)
- ☐ paper towels
- ☐ water

#### Look at animals

- ☐ variety of books about animals (including snakes, lizards, or birds)



### TODDLER ACTIVITIES

#### Learning activities

- ☐ Bible Story Picture Poster

#### Circle time

- ☐ Bible Story Picture Poster
- ☐ Key Passage Phrase Card

#### Make animal art

- ☐ blue sheet of paper
- ☐ tissue
- ☐ stickers of animals from the story (all kinds of animals, snakes and lizards, and birds)

#### Raise and lower the blanket

- ☐ blanket
- ☐ various animal toys

#### Conduct an experiment

- ☐ sugar cubes
- ☐ small, clear container
- ☐ warm water

#### Explore different cultures

- ☐ "Cultures" printable



### BONUS TEACHING HOUR

#### Transition activity: Play freeze game

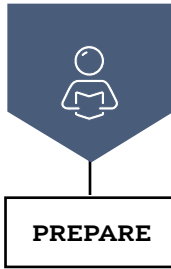
- ☐ upbeat worship music
- ☐ electronic device

#### Play with water

- ☐ shallow buckets, 2
- ☐ sponges
- ☐ towels
- ☐ water

#### Compare inside and outside

- ☐ different colored candy-coated chocolate pieces or different colored boiled eggs
- ☐ knife (adult use only)
- ☐ paper plate



PRIOR TO TEACH THE SESSION

## GATHER Supplies

Standard supplies for each session: Bibles (full-size, small, and handheld), Allergy Alert, Big Picture Card, construction paper, tape (clear, duct, and painter's), copy paper, large crayons, scissors (adult use), glue sticks, beanbag, foam or cardboard blocks, play dough, paper cups, napkins, snacks



### BABIES ACTIVITIES

#### Learning activities

- ☐ Bible Story Picture Poster
- ☐ Key Passage Phrase Card

#### Cheer for Jesus

- ☐ horseshoe-shaped pillows
- ☐ musical instruments (optional)

#### Spread paint

- ☐ gallon-size ziplock bag
- ☐ colorful, washable paint



### TODDLER ACTIVITIES

#### Learning activities

- ☐ Bible Story Picture Poster

#### Circle time

- ☐ Bible Story Picture Poster
- ☐ Key Passage Phrase Card

#### Make footprint art

- ☐ washable paint
- ☐ paper plate

#### Blow bubbles

- ☐ upbeat worship music
- ☐ electronic device
- ☐ bubbles

#### Explore maps

- ☐ variety of maps
- ☐ magnifying glasses

#### Pass a ball

- ☐ inflated beach ball



### BONUS TEACHING HOUR

#### Transition activity: Celebrate believers

- ☐ upbeat worship music
- ☐ electronic device
- ☐ musical instruments

#### Make happy faces

- ☐ large googly eyes
- ☐ yarn
- ☐ plate
- ☐ liquid glue

#### Learn about other nations

- ☐ books with pictures of people from various backgrounds and cultures





PRIOR TO TEACH THE SESSION

## GATHER Supplies

Standard supplies for each session: Bibles (full-size, small, and handheld), Allergy Alert, Big Picture Card, construction paper, tape (clear, duct, and painter's), copy paper, large crayons, scissors (adult use), glue sticks, beanbag, foam or cardboard blocks, play dough, paper cups, napkins, snacks



### BABIES ACTIVITIES

#### Learning activities

- ☐ Bible Story Picture Poster
- ☐ Key Passage Phrase Card

#### Unlink chains

- ☐ plastic chain links

#### Rescue the people

- ☐ people figurines
- ☐ cake pans
- ☐ thick rubber bands or cloth headbands



### TODDLER ACTIVITIES

#### Learning activities

- ☐ Bible Story Picture Poster

#### Circle time

- ☐ Bible Story Picture Poster
- ☐ Key Passage Phrase Card

#### Make prayer hands

- ☐ washable ink pad
- ☐ paper towels
- ☐ baby wipes

#### Compare volumes

- ☐ musical instruments

#### Practice lacing

- ☐ Bible Story Picture Poster
- ☐ heavyweight paper
- ☐ hole punch
- ☐ chenille stem

#### Explore chains

- ☐ chains varying in type, size, and length



### BONUS TEACHING HOUR

#### Transition activity: Listen to the music

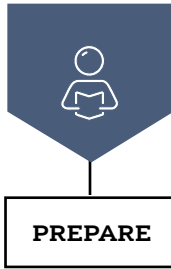
- ☐ worship songs
- ☐ electronic device

#### Link chains

- ☐ 1-inch wide colorful paper strips
- ☐ stapler or tape

#### Rescue Peter

- ☐ magnetic or foam letters (P, E, T, E, and R)
- ☐ chenille stems



PRIOR TO TEACH THE SESSION

## GATHER Supplies

Standard supplies for each session: Bibles (full-size, small, and handheld), Allergy Alert, Big Picture Card, construction paper, tape (clear, duct, and painter's), copy paper, large crayons, scissors (adult use), glue sticks, beanbag, foam or cardboard blocks, play dough, paper cups, napkins, snacks



### BABIES ACTIVITIES

#### Learning activities

- ☐ Bible Story Picture Poster
- ☐ Key Passage Phrase Card

#### Build a church

- ☐ large interlocking blocks
- ☐ horseshoe-shaped pillows

#### Point out body parts

- ☐ horseshoe-shaped pillows
- ☐ plastic baby dolls



### TODDLER ACTIVITIES

#### Learning activities

- ☐ Bible Story Picture Poster

#### Circle time

- ☐ Bible Story Picture Poster
- ☐ Key Passage Phrase Card

#### Label body parts

- ☐ large sheet of paper  
(4–5 feet long)

#### Count people

- ☐ empty basket
- ☐ people figures

#### Complete the church

- ☐ "Churches" printable



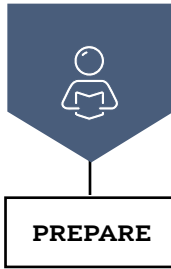
### BONUS TEACHING HOUR

#### Make collaborative art

- ☐ large sheet of paper
- ☐ paper plates
- ☐ washable finger paint

#### Create a body

- ☐ felt ovals
- ☐ decorating art supplies (googly eyes, cotton balls, chenille stems, yarn, etc.)
- ☐ ziplock bags
- ☐ liquid glue
- ☐ paper plates
- ☐ precut felt face shapes (ears, noses, and mouths)(optional)



PRIOR TO TEACH THE SESSION

## GATHER Supplies

Standard supplies for each session: Bibles (full-size, small, and handheld), Allergy Alert, Big Picture Card, construction paper, tape (clear, duct, and painter's), copy paper, large crayons, scissors (adult use), glue sticks, beanbag, foam or cardboard blocks, play dough, paper cups, napkins, snacks



### BABIES ACTIVITIES

#### Learning activities

- ☐ Bible Story Picture Poster
- ☐ Key Passage Phrase Card

#### Pull up the hearts

- ☐ horseshoe-shaped pillows

#### Choose and share

- ☐ empty box
- ☐ classroom toys



### TODDLER ACTIVITIES

#### Learning activities

- ☐ Bible Story Picture Poster

#### Circle time

- ☐ Bible Story Picture Poster
- ☐ Key Passage Phrase Card

#### Stop and freeze

- ☐ flashlight
- ☐ musical instruments or rhythm sticks

#### Help Paul see

- ☐ blindfold

#### See and work the puzzle

- ☐ Bible Story Picture Poster, 2 copies



### BONUS TEACHING HOUR

#### Transaction activity: Take a picture walk

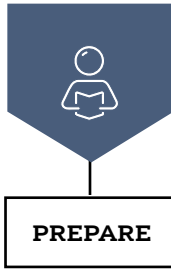
- ☐ Bible Story Picture Poster

#### Find hearts

- ☐ construction paper hearts

#### Examine objects

- ☐ objects of various sizes and textures (leaves, seeds, flowers, soil, bark, pencil shavings, and so forth)
- ☐ nonbreakable magnifying glasses



PRIOR TO TEACH THE SESSION

## GATHER Supplies

Standard supplies for each session: Bibles (full-size, small, and handheld), Allergy Alert, Big Picture Card, construction paper, tape (clear, duct, and painter's), copy paper, large crayons, scissors (adult use), glue sticks, beanbag, foam or cardboard blocks, play dough, paper cups, napkins, snacks



### BABIES ACTIVITIES

#### Learning activities

- ☐ Bible Story Picture Poster
- ☐ Key Passage Phrase Card

#### Rescue the people

- ☐ plastic people figures

#### Travel and tell

- ☐ large toy blocks or plastic interlocking blocks
- ☐ people figures, 2



### TODDLER ACTIVITIES

#### Learning activities

- ☐ Bible Story Picture Poster

#### Circle time

- ☐ Bible Story Picture Poster
- ☐ Key Passage Phrase Card

#### Heal the man

- ☐ "Peter Heals" printable
- ☐ brass fastener

#### Build a city

- ☐ plastic interlocking blocks
- ☐ cars
- ☐ people figures



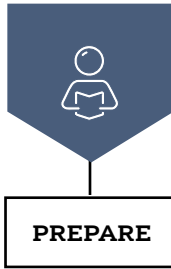
### BONUS TEACHING HOUR

#### Paint the church

- ☐ painting smocks
- ☐ washable paints
- ☐ heavyweight paper
- ☐ paper towels
- ☐ baby wipes

#### Tap the rhythm

- ☐ rhythm sticks



PRIOR TO TEACH THE SESSION

## GATHER Supplies

Standard supplies for each session: Bibles (full-size, small, and handheld), Allergy Alert, Big Picture Card, construction paper, tape (clear, duct, and painter's), copy paper, large crayons, scissors (adult use), glue sticks, beanbag, foam or cardboard blocks, play dough, paper cups, napkins, snacks



### BABIES ACTIVITIES

#### Learning activities

- ☐ Bible Story Picture Poster
- ☐ Key Passage Phrase Card

#### Make friends with God art

- ☐ washable paint
- ☐ paper towels
- ☐ baby wipes

#### Tell others about Jesus

- ☐ various picture Bibles



### TODDLER ACTIVITIES

#### Learning activities

- ☐ Bible Story Picture Poster

#### Circle time

- ☐ Bible Story Picture Poster
- ☐ Key Passage Phrase Card

#### Thread the heart

- ☐ heavyweight paper
- ☐ hole punch
- ☐ 24-inch pieces of yarn

#### Play and pass

- ☐ various musical instruments

#### Write letters

- ☐ envelopes

#### Work cross puzzles

- ☐ different colors of heavyweight paper



### BONUS TEACHING HOUR

#### Transition activity: Compare and contrast

- ☐ Bible Story Picture Poster

#### Make a new creation

- ☐ basket coffee filter
- ☐ squirt bottle
- ☐ water
- ☐ spring-type clothespin
- ☐ googly eyes (optional)
- ☐ chenille stems (optional)

#### Change the color

- ☐ clear containers, 3
- ☐ food color (blue, yellow, and red)