

YOUR HEART TO TEACH

GATHER Supplies

Keep a supply of the following items available during all teaching sessions: Allergy Alert, Bibles, washable markers, crayons, scissors (adult use), blunt-tipped scissors, construction paper, copy paper, glue sticks, glue, tape, baby dolls, blocks, play dough, and a beanbag.



WELCOME

Examine things to touch

- ☐ Big Picture Question Poster
- ☐ items of various textures (stuffed animal, plastic toy, sandpaper, paper, corrugated cardboard, wood, corduroy, silky cloth, and so on)



LEARN

Review the Bible story

- ☐ Bible Story Picture Poster

Learn and practice the key passage phrase

- ☐ Key Passage Phrase Marker



LOVE

Sort pictures of things that are alive and not alive

- ☐ "Alive and Not Alive" printable
- ☐ hula hoops, 2

Share fish-shaped crackers

- ☐ fish-shaped crackers
- ☐ plastic bowl
- ☐ spoons
- ☐ small plates, 1 per child



LIVE

Open Bible to bookmarks

- ☐ Key Passage Phrase Poster
- ☐ several different Bibles
- ☐ bookmarks with the Key Passage Phrase written on them, 1 per child

Snowball toss

- ☐ indoor snowballs, paper wads, or jumbo white craft pom-poms
- ☐ plastic containers, 4–6
- ☐ painter's tape

Snack and transition

- ☐ snacks
- ☐ Activity Page, 1 per child
- ☐ Big Picture Cards For Families, 1 per child



BONUS

Say the key passage phrase

- ☐ Key Passage Phrase Marker

Turn blocks to read a special message

- ☐ blocks, 8
- ☐ index cards labeled with the letters to spell GOOD NEWS

Make a play dough meal

- ☐ paper plates
- ☐ plastic knives and forks



PREPARE

YOUR HEART TO TEACH

GATHER Supplies

Keep a supply of the following items available during all teaching sessions: Allergy Alert, Bibles, washable markers, crayons, scissors (adult use), blunt-tipped scissors, construction paper, copy paper, glue sticks, glue, tape, baby dolls, blocks, play dough, and a beanbag.



WELCOME



LEARN



LOVE



LIVE



BONUS

Examine things to see

- ☐ Big Picture Question Poster
- ☐ several different sizes and colors of Bibles
- ☐ different-colored crayons
- ☐ nesting bowls or measuring cups
- ☐ paint samples in different colors
- ☐ large and small spoons
- ☐ other available items that can be compared

Review the Bible story

- ☐ robes and head scarves, 2 sets (optional)

Learn and practice the key passage phrase

- ☐ Key Passage Phrase Marker

Spell *Thomas and Jesus*

- ☐ egg cartons, 2
- ☐ magnetic letters or letter blocks

Guess what it is game

- ☐ 8–10 classroom items
- ☐ small blanket

Make a winter scene

- ☐ plastic tablecloth
- ☐ painting smocks
- ☐ black or dark blue construction paper, 1 per child
- ☐ ½ cup liquid starch
- ☐ ¼ cup salt
- ☐ white or silver glitter
- ☐ measuring cups
- ☐ small plastic containers
- ☐ paintbrushes

Snack and transition

- ☐ snacks
- ☐ Activity Page, 1 per child
- ☐ Big Picture Cards For Families, 1 per child

Say the key passage phrase

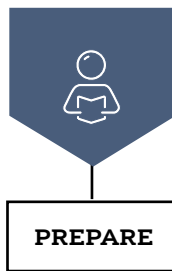
- ☐ Key Passage Phrase Marker
- ☐ music
- ☐ electronic device

Play a guessing game

- ☐ items used at church (a Bible, Bible Story Picture Poster, a puzzle, block, marker)
- ☐ pillowcase or large gift bag

Find pictures of Jesus

- ☐ several Bibles and Bible story books
- ☐ sticky notes



YOUR HEART TO TEACH

GATHER Supplies

Keep a supply of the following items available during all teaching sessions: Allergy Alert, Bibles, washable markers, crayons, scissors (adult use), blunt-tipped scissors, construction paper, copy paper, glue sticks, glue, tape, baby dolls, blocks, play dough, and a beanbag.



WELCOME



LEARN



LOVE



LIVE



BONUS

Examine things to taste and smell

- ☐ Big Picture Question Poster
- ☐ small paper plates
- ☐ napkins
- ☐ plastic forks
- ☐ slices of peeled apples
- ☐ grapes cut in half
- ☐ fish-shaped crackers
- ☐ small squares of bread
- ☐ marshmallows
- ☐ other available foods

Review the Bible story

- ☐ Bible Story Picture Poster

Learn and practice the key passage phrase

- ☐ Key Passage Phrase Marker

Play out the Bible story

- ☐ masking tape (optional)

Draw what you like to eat for breakfast

- ☐ paper plates

Make play dough fish and bread

- ☐ "Fish and Bread" printable, 1 per child
- ☐ sheet protectors, 1 per child
- ☐ plastic knives

Fish for words in the key passage

- ☐ dry erase board or poster board
- ☐ paper clips
- ☐ dowel
- ☐ yarn
- ☐ magnet

Build a skyscraper

- ☐ construction paper shapes, various sizes and colors

Snack and transition

- ☐ snacks
- ☐ Activity Page, 1 per child
- ☐ Big Picture Cards For Families, 1 per child

Sit in a boat

- ☐ masking tape or large blanket

Say the key passage phrase

- ☐ Key Passage Phrase Marker
- ☐ fish cut from paper

Pretend to make breakfast

- ☐ toy food
- ☐ dishes
- ☐ empty, clean containers such as cereal boxes, egg cartons, and plastic juice bottles



YOUR HEART TO TEACH

GATHER Supplies

Keep a supply of the following items available during all teaching sessions: Allergy Alert, Bibles, washable markers, crayons, scissors (adult use), blunt-tipped scissors, construction paper, copy paper, glue sticks, glue, tape, baby dolls, blocks, play dough, and a beanbag.



WELCOME

Examine things to hear

- ☐ Big Picture Question Poster
- ☐ several items that make noise (rhythm instruments, jingle bells, a front desk type bell, noisy toys, or a pot and wooden spoon)
- ☐ cardboard display board or poster board



LEARN

Review the Bible story

- ☐ Bible Story Picture Poster

Learn and practice the key passage phrase

- ☐ Key Passage Phrase Marker
- ☐ inflatable globe



LOVE

Examine a globe

- ☐ inflatable globe
- ☐ removable star stickers

Talk about things we do at church

- ☐ "Things We Do at Church" printable
- ☐ gift bag



LIVE

Paste photos of people

- ☐ "People Photos" printable, 1 per child

Taste a warm drink

- ☐ cups
- ☐ warm water
- ☐ hot chocolate mix
- ☐ whipped cream (optional)

Snack and transition

- ☐ snacks
- ☐ Activity Page, 1 per child
- ☐ Big Picture Cards For Families, 1 per child



BONUS

Say the key passage phrase

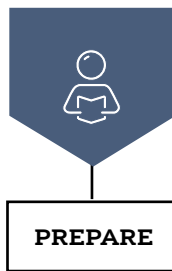
- ☐ Key Passage Phrase Marker

Name ways we learn about Jesus

- ☐ several different Bibles and Bible story books
- ☐ chart paper or dry erase board

Paint the earth

- ☐ blue, brown, and green washable paint
- ☐ paintbrushes
- ☐ large paper cut in circles
- ☐ newspaper or plastic tablecloth
- ☐ painting smocks



YOUR HEART TO TEACH

GATHER Supplies

Keep a supply of the following items available during all teaching sessions: Allergy Alert, Bibles, washable markers, crayons, scissors (adult use), blunt-tipped scissors, construction paper, copy paper, glue sticks, glue, tape, baby dolls, blocks, play dough, and a beanbag.



WELCOME



LEARN



LOVE



LIVE



BONUS

Create a mural

- ☐ Big Picture Question Poster
- ☐ basket
- ☐ large sheet of paper
- ☐ cotton balls or cloud stickers

Introduce the Bible story

- ☐ cotton balls
- ☐ blue construction paper

Review the Bible story

- ☐ Bible Story Picture Poster

Learn and practice the key passage phrase

- ☐ Key Passage Phrase Marker

Play with shaving cream

- ☐ non-menthol shaving cream
- ☐ smocks, 1 per child
- ☐ trays, 1 per child (optional)

Explore Bible times maps

- ☐ Bibles with maps
- ☐ world map
- ☐ Small Group Timeline and Map Set (optional)

Paint with white paint

- ☐ "Key Passage Phrase Labels" printable
- ☐ smocks, 1 per child
- ☐ dark blue construction paper
- ☐ white washable paint
- ☐ paintbrushes

Find China on a map

- ☐ "C.W. Pruitt Photo" printable
- ☐ world map
- ☐ star cutout

Snack and transition

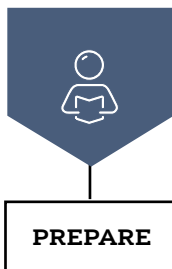
- ☐ snacks
- ☐ Activity Page, 1 per child
- ☐ Big Picture Cards For Families, 1 per child

Say the key passage phrase

- ☐ Key Passage Phrase Marker

Create clouds

- ☐ cotton balls
- ☐ blue construction paper



YOUR HEART TO TEACH

GATHER Supplies

Keep a supply of the following items available during all teaching sessions: Allergy Alert, Bibles, washable markers, crayons, scissors (adult use), blunt-tipped scissors, construction paper, copy paper, glue sticks, glue, tape, baby dolls, blocks, play dough, and a beanbag.



WELCOME

Create a mural

- ☐ Big Picture Question Poster
- ☐ sticky notes
- ☐ large sheet of paper



LEARN

Learn and practice the key passage phrase

- ☐ Key Passage Phrase Marker



LOVE

Count and move pom-poms

- ☐ 12-cup muffin pan
- ☐ tongs
- ☐ large pom-poms, 12

Play with play dough

- ☐ small rolling pins
- ☐ alphabet cookie cutters or dough stamps



LIVE

Make a puppet

- ☐ "Key Passage Phrase Labels" printable
- ☐ lunch-size paper bags, 1 per child
- ☐ googly eyes, 2 per child
- ☐ yarn

Explore chopsticks

- ☐ painting smocks
- ☐ acrylic paint
- ☐ chopsticks or unsharpened pencils, 1 per child
- ☐ craft sticks or forks (optional)
- ☐ heavyweight paper

Snack and transition

- ☐ snacks
- ☐ Activity Page, 1 per child
- ☐ Big Picture Cards For Families, 1 per child



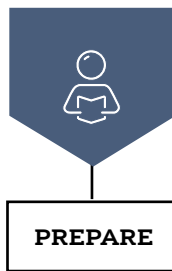
BONUS

Say the key passage phrase

- ☐ Key Passage Phrase Marker

Count and play with people figures

- ☐ people figures, 12
- ☐ doll house



YOUR HEART TO TEACH

GATHER Supplies

Keep a supply of the following items available during all teaching sessions: Allergy Alert, Bibles, washable markers, crayons, scissors (adult use), blunt-tipped scissors, construction paper, copy paper, glue sticks, glue, tape, baby dolls, blocks, play dough, and a beanbag.



WELCOME

Create a mural

- ☐ Big Picture Question Poster
- ☐ “Ears” printable
- ☐ large sheet of paper



LEARN

Introduce the Bible story

- ☐ smartphone with a translation app (optional)

Learn and practice the key passage phrase

- ☐ Key Passage Phrase Marker



LOVE

Listen to different languages

- ☐ guest who speaks another language
- ☐ smartphone with translation app
- ☐ globe

Celebrate with a feast

- ☐ toy food
- ☐ tablecloth
- ☐ small decorative paper plates, 1 per child



LIVE

Paint with bubbles

- ☐ “Key Passage Phrase Labels” printable
- ☐ bubble wands, 4
- ☐ small containers of bubble mixture, 4
- ☐ food color
- ☐ white construction paper
- ☐ plastic tablecloth
- ☐ smocks

Decorate a friendship quilt

- ☐ construction paper squares
- ☐ stickers
- ☐ hole punch
- ☐ yarn

Snack and transition

- ☐ snacks
- ☐ Activity Page, 1 per child
- ☐ Big Picture Cards For Families, 1 per child



BONUS

Say the key passage phrase

- ☐ Key Passage Phrase Marker

Guess the musical instrument

- ☐ various musical instruments (shakers, sticks, bells, xylophone, etc.)

Pack for a trip

- ☐ backpacks or small suitcases
- ☐ clothing
- ☐ empty toiletry containers



PREPARE

YOUR HEART TO TEACH

GATHER Supplies

Keep a supply of the following items available during all teaching sessions: Allergy Alert, Bibles, washable markers, crayons, scissors (adult use), blunt-tipped scissors, construction paper, copy paper, glue sticks, glue, tape, baby dolls, blocks, play dough, and a beanbag.



WELCOME



LEARN



LOVE



LIVE



BONUS

Create a mural

- ☐ Big Picture Question Poster
- ☐ envelopes of various sizes, 2 per child
- ☐ large sheet of paper

Introduce the Bible story

- ☐ sticky notes

Review the Bible story

- ☐ sticky notes

Learn and practice the key passage phrase

- ☐ Key Passage Phrase Marker

Find the fruit of the Spirit

- ☐ large plastic container
- ☐ sand, rice, or dried beans
- ☐ index cards, 5

Match envelopes and stationery

- ☐ cards or stationery with matching envelopes

Change colors

- ☐ watercolor paint sets with small brushes, 1 per child
- ☐ clear, plastic cups, 1 per child
- ☐ white construction paper
- ☐ smocks, 1 per child

Stack it

- ☐ shoe boxes, wooden blocks, plastic bins, or other building materials

Snack and transition

- ☐ snacks
- ☐ Activity Page, 1 per child
- ☐ Big Picture Cards For Families, 1 per child

Say the key passage phrase

- ☐ Key Passage Phrase Marker

Find an envelope

- ☐ large envelope

Play with vehicles

- ☐ toy vehicles
- ☐ masking tape

Wrap gifts

- ☐ wooden or cardboard blocks
- ☐ gift wrap
- ☐ adhesive bows



PREPARE

YOUR HEART TO TEACH

GATHER Supplies

Keep a supply of the following items available during all teaching sessions: Allergy Alert, Bibles, washable markers, crayons, scissors (adult use), blunt-tipped scissors, construction paper, copy paper, glue sticks, glue, tape, baby dolls, blocks, play dough, and a beanbag.



WELCOME

Find the people

- ☐ Big Picture Question Poster
- ☐ people cutouts



LEARN

Guess what's in the bag

- ☐ gift bag
- ☐ headphones or ear muffs

Learn and practice the key passage phrase

- ☐ Key Passage Phrase Marker



LOVE

Make "a lot" and "a little"

- ☐ pom-poms, cotton balls, or similar small items
- ☐ paper plates, 2 different colors

Find the Bible story picture

- ☐ Bible Story Picture Poster



LIVE

Change the sad face

- ☐ poster board

Make a bird

- ☐ "Quetzal" printable, 1 per child
- ☐ crepe paper strips

Snack and transition

- ☐ snacks
- ☐ Activity Page, 1 per child
- ☐ Big Picture Cards For Families, 1 per child



BONUS

Add one more

- ☐ small, empty container
- ☐ toy people figures or other small items to fill container

Play out the Bible story

- ☐ Bible times clothing or adult size T-shirts
- ☐ narrow scarves or belts

Find J for Jesus

- ☐ index cards or cutouts of the letter J



YOUR HEART TO TEACH

GATHER Supplies

Keep a supply of the following items available during all teaching sessions: Allergy Alert, Bibles, washable markers, crayons, scissors (adult use), blunt-tipped scissors, construction paper, copy paper, glue sticks, glue, tape, baby dolls, blocks, play dough, and a beanbag.



WELCOME



LEARN



LOVE



LIVE



BONUS

Find shoes

- ☐ Big Picture Question Poster
- ☐ shoes
- ☐ basket

Guess what's in the bag

- ☐ gift bag
- ☐ clean socks
- ☐ shoes

Learn and practice the key passage phrase

- ☐ Key Passage Phrase Marker
- ☐ Bible Story Picture Poster

Match shoes

- ☐ various shoes and sandals

Hopscotch the key passage phrase

- ☐ masking tape

Show a volcano

- ☐ "White Family Photos" printable
- ☐ baking soda
- ☐ dish soap
- ☐ vinegar
- ☐ tall cup
- ☐ paper plate
- ☐ paper towels (for cleanup)
- ☐ measuring cups and spoons

Snack and transition

- ☐ snacks
- ☐ Activity Page, 1 per child
- ☐ Big Picture Cards For Families, 1 per child

Sort "sick" and "well" items

- ☐ items used when feeling sick (thermometer, pillow, ice pack, bandages, etc.)
- ☐ items used when feeling well (sunglasses, jump rope, ball, beach towel, etc.)

Walk on a tape line

- ☐ masking tape or painter's tape

Play with a doctor kit

- ☐ toy doctor's kit
- ☐ small clipboard
- ☐ pencil

Spell JESUS with adhesive bandages

- ☐ "JESUS" printable, 1 per child
- ☐ adhesive bandages or stickers
- ☐ address labels and gauze (optional)



PREPARE

YOUR HEART TO TEACH

GATHER Supplies

Keep a supply of the following items available during all teaching sessions: Allergy Alert, Bibles, washable markers, crayons, scissors (adult use), blunt-tipped scissors, construction paper, copy paper, glue sticks, glue, tape, baby dolls, blocks, play dough, and a beanbag.



WELCOME

Find pictures of Jesus

- ☐ “Pictures of Jesus” printable
- ☐ Big Picture Question Poster
- ☐ cardboard tubes or small blocks



LEARN

Guess what's in the bag

- ☐ “Pictures of Jesus” printable
- ☐ gift bag

Learn and practice the key passage phrase

- ☐ “Pictures of Jesus” printable
- ☐ Key Passage Phrase Marker



LOVE

Use a mirror

- ☐ unbreakable mirrors



LIVE

Find and match shapes

- ☐ “Key Passage Shapes” printable, 2 copies

Color and peel

- ☐ heavyweight paper, 1 sheet per preschooler
- ☐ small bowls of water
- ☐ painter's tape
- ☐ chalk in various colors

Snack and transition

- ☐ snacks
- ☐ Activity Page, 1 per child
- ☐ Big Picture Cards For Families, 1 per child



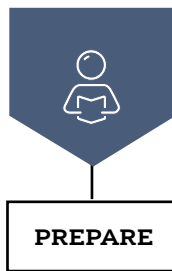
BONUS

Shine light on Peter

- ☐ Bible Story Picture Posters from sessions 1–3
- ☐ small flashlights

Write in a sand tray

- ☐ shallow tray
- ☐ clean play sand
- ☐ craft sticks



YOUR HEART TO TEACH

GATHER Supplies

Keep a supply of the following items available during all teaching sessions: Allergy Alert, Bibles, washable markers, crayons, scissors (adult use), blunt-tipped scissors, construction paper, copy paper, glue sticks, glue, tape, baby dolls, blocks, play dough, and a beanbag.



WELCOME



LEARN



LOVE



LIVE



BONUS

Find things to share

- ☐ Big Picture Question Poster

Guess what's in the bag

- ☐ gift bag
- ☐ play money

Learn and practice the key passage phrase

- ☐ Key Passage Phrase Marker
- ☐ "Pictures of Jesus" printable

Practice giving money

- ☐ offering plate or small basket
- ☐ toy money or a roll of pennies

Dig in dirt

- ☐ potting soil
- ☐ shallow pan
- ☐ towels
- ☐ plastic tablecloth
- ☐ smocks
- ☐ spoons or child-size garden trowels

Make people figures

- ☐ chenille stems, 2 per child
- ☐ Key Passage Phrase Marker

Paint a pineapple

- ☐ "Pineapple Template" printable
- ☐ paint daubers or dot markers
- ☐ whole pineapple (optional)

Snack and transition

- ☐ snacks
- ☐ Activity Page, 1 per child
- ☐ Big Picture Cards For Families, 1 per child

Look through binoculars

- ☐ prepared binoculars (small cardboard tubes with painter's tape)

Say the key passage phrase

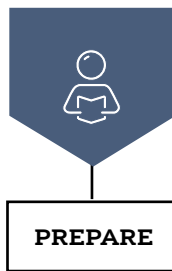
- ☐ large flat canning jar lids or toy coins
- ☐ basket

Move money with magnets

- ☐ wand magnets
- ☐ paper clips
- ☐ play money or green construction paper cut into "bills"
- ☐ plastic bowls, 2

Dot paint JESUS

- ☐ "JESUS" printable, 1 per child
- ☐ dot markers



YOUR HEART TO TEACH

GATHER Supplies

Keep a supply of the following items available during all teaching sessions: Allergy Alert, Bibles, washable markers, crayons, scissors (adult use), blunt-tipped scissors, construction paper, copy paper, glue sticks, glue, tape, baby dolls, blocks, play dough, and a beanbag.



WELCOME

Find a map

- ☐ Big Picture Question Poster
- ☐ various maps



LEARN

Guess what's in the bag

- ☐ gift bag
- ☐ inflatable globe ball

Learn and practice the key passage phrase

- ☐ Key Passage Phrase Marker



LOVE

Cut circles

- ☐ blue or green construction paper

Park cars

- ☐ Key Passage Phrase Marker
- ☐ toy cars, 7
- ☐ poster board
- ☐ masking tape
- ☐ permanent marker

Match luggage tags

- ☐ pairs of matching luggage tags
- ☐ index cards (optional)
- ☐ pairs of matching stickers (optional)



LIVE

Make a volcano sensory bag

- ☐ brown construction paper
- ☐ ziplock bags, 1 per child
- ☐ yellow and red tempera paint
- ☐ double-sided tape
- ☐ washi tape or painter's tape

Snack and transition

- ☐ snacks
- ☐ Activity Page, 1 per child
- ☐ Big Picture Cards For Families, 1 per child



BONUS

Talk into a microphone

- ☐ toy microphone or cardboard tube

Say the key passage phrase

- ☐ world map

Make a banner

- ☐ large sheet of paper
- ☐ smocks
- ☐ large stamps
- ☐ washable ink pads
- ☐ wet wipes

Drive cars on a tape letter J

- ☐ masking tape or painter's tape
- ☐ toy cars
- ☐ globe
- ☐ map