

PRIOR TO TEACHING THE SESSION

GATHER Supplies

Keep a regular supply of the following items available at all times: Bibles, pens or pencils, markers, crayons, colored pencils, scissors, glue or tape, paper.



WELCOME

Activity Page

- ☐ “Alive!” activity page

Session Starter (Option 1)

- ☐ painter’s tape
- ☐ beanbags, 2

Session Starter (Option 2)

- ☐ plastic cups, 3
- ☐ small object such as a ball, coin, or candy



LEARN

Introduce the Session

- ☐ countdown video

Big Picture Question

- ☐ Big Picture Question Poster

Review the Timeline

- ☐ Giant Timeline

Tell the Bible Story

- ☐ “Jesus Appeared to the Disciples” video
- ☐ Bible Story Picture Poster

Questions from Kids

- ☐ “Unit 28, Session 1” questions from kids video

Missions Moment

- ☐ “Send City Denver” missions video
- ☐ map of the United States

Key Passage Activity

- ☐ Key Passage Poster
- ☐ “This Is Eternal Life (John 17:3)” song
- ☐ worship song of your choice (optional)
- ☐ dry erase board



LOVE

Review & Bible Skills

- ☐ Small Group Timeline and Map Set (optional)



LIVE

Activity Choice (Option 1)

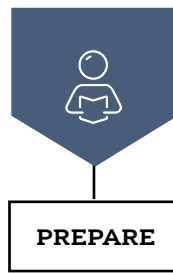
- ☐ white paper or white socks

Activity Choice (Option 2)

- ☐ paper bags, 5–8
- ☐ small objects such as a stuffed animal, a building block, toy car, fake plant, piece of bread, orange; 1 per bag

Reflection and Prayer

- ☐ Bible Story Coloring Page (optional)



PRIOR TO TEACHING THE SESSION

GATHER Supplies

Keep a regular supply of the following items available at all times: Bibles, pens or pencils, markers, crayons, colored pencils, scissors, glue or tape, paper.



WELCOME

Activity Page

- ☐ "Decode the Message" activity page



LEARN

Introduce the Session

- ☐ countdown video

Big Picture Question

- ☐ Big Picture Question Poster

Review the Timeline

- ☐ Giant Timeline

Tell the Bible Story

- ☐ "Jesus Appeared to Thomas" video
- ☐ Bible Story Picture Poster

Questions from Kids

- ☐ "Unit 28, Session 2" questions from kids video

Missions Moment

- ☐ "Cook Family Photo" printable

Key Passage Activity

- ☐ Key Passage Poster
- ☐ "This Is Eternal Life (John 17:3)" song
- ☐ worship song of your choice (optional)
- ☐ sticky notes



LOVE

Review & Bible Skills

- ☐ Small Group Timeline and Map Set (optional)



LIVE

Activity Choice (Option 1)

- ☐ dry erase board
- ☐ dry erase marker

Activity Choice (Option 2)

- ☐ blindfolds, 1 per pair

Reflection and Prayer

- ☐ Bible Story Coloring Page (optional)



PRIOR TO TEACHING THE SESSION

GATHER Supplies

Keep a regular supply of the following items available at all times: Bibles, pens or pencils, markers, crayons, colored pencils, scissors, glue or tape, paper.



WELCOME

Activity Page

- ☐ "What Did Jesus Say?" activity page

Session Starter (Option 2)

- ☐ letter beads to spell the word *forgiven*, 1 set per kid
- ☐ nylon or leather cording, 1 per kid
- ☐ dry erase board and marker (optional)



LEARN

Introduce the Session

- ☐ countdown video

Big Picture Question

- ☐ Big Picture Question Poster

Review the Timeline

- ☐ Giant Timeline

Tell the Bible Story

- ☐ "Jesus Forgave Peter" video
- ☐ Bible Story Picture Poster
- ☐ dry erase board (optional)

Questions from Kids

- ☐ "Unit 28, Session 3" questions from kids video

Missions Moment

- ☐ "The Need for Churches in Denver" missions video
- ☐ "Phillips Family Photo" printable

Key Passage Activity

- ☐ Key Passage Poster
- ☐ "This Is Eternal Life (John 17:3)" song
- ☐ worship song of your choice (optional)
- ☐ ball



LOVE

Review & Bible Skills

- ☐ Small Group Timeline and Map Set (optional)



LIVE

Activity Choice (Option 1)

- ☐ paper towels, 1 per kid
- ☐ watercolor paints, 1 per kid
- ☐ paintbrushes, 1 per kid
- ☐ black construction papers, 1 per kid
- ☐ water

Activity Choice (Option 2)

- ☐ paper plates, 1 per kid
- ☐ various colored cupcake liners, 10–15 per kid

Reflection and Prayer

- ☐ Bible Story Coloring Page (optional)



PRIOR TO TEACHING THE SESSION

GATHER Supplies

Keep a regular supply of the following items available at all times: Bibles, pens or pencils, markers, crayons, colored pencils, scissors, glue or tape, paper.



WELCOME

Activity Page

- ☐ "Great Commission Word Search" activity page

Session Starter (Option 2)

- ☐ music, "Go Tell It on the Mountain"



LEARN

Introduce the Session

- ☐ countdown video

Big Picture Question

- ☐ Big Picture Question Poster

Review the Timeline

- ☐ Giant Timeline

Tell the Bible Story

- ☐ "God Wants Us to Know Him" video
- ☐ Bible Story Picture Poster
- ☐ dry erase board (optional)

Questions from Kids

- ☐ "Unit 28, Session 4" questions from kids video

Missions Moment

- ☐ "Dubale Family Photo" printable

Key Passage Activity

- ☐ Key Passage Poster
- ☐ "This Is Eternal Life (John 17:3)" song
- ☐ worship song of your choice (optional)
- ☐ cardstock, 1 per group



LOVE

Review & Bible Skills

- ☐ Small Group Timeline and Map Set (optional)



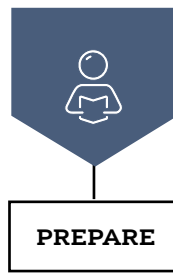
LIVE

Activity Choice (Option 1)

- ☐ "Map It" printable, 1 per kid

Reflection and Prayer

- ☐ Bible Story Coloring Page (optional)



PRIOR TO TEACHING THE SESSION

GATHER Supplies

Keep a regular supply of the following items available at all times: Bibles, pens or pencils, markers, crayons, colored pencils, scissors, glue or tape, paper.



WELCOME

Activity Page

- ☐ "Find the Differences" activity page

Session Starter (Option 1)

- ☐ raisins, 20
- ☐ water
- ☐ clear carbonated beverage
- ☐ clear cups, 2

Session Starter (Option 2)

- ☐ dry erase board
- ☐ dry erase marker



LEARN

Introduce the Session

- ☐ countdown video

Big Picture Question

- ☐ Big Picture Question Poster

Review the Timeline

- ☐ Giant Timeline

Tell the Bible Story

- ☐ "Jesus Gave His Followers a Mission" video
- ☐ Bible Story Picture Poster
- ☐ New Testament Israel Map (optional)

Questions from Kids

- ☐ "Unit 29, Session 1" questions from kids video

Missions Moment

- ☐ "Life and Legacy of C.W. Pruitt" missions video
- ☐ world map

Key Passage Activity

- ☐ Key Passage Poster
- ☐ "The Fruit of the Spirit (Galatians 5:22-23)" song
- ☐ worship song of your choice (optional)



LOVE

Review & Bible Skills

- ☐ Small Group Timeline and Map Set (optional)



LIVE

Activity Choice (Option 1)

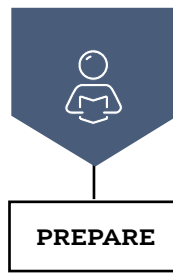
- ☐ "Panda Notebook" printables, 1 per kid
- ☐ lined notebook paper, 5–10 sheets per kid
- ☐ dry erase board

Activity Choice (Option 2)

- ☐ domino sets, 1 per group

Reflection and Prayer

- ☐ Bible Story Coloring Page (optional)



PRIOR TO TEACHING THE SESSION

GATHER Supplies

Keep a regular supply of the following items available at all times: Bibles, pens or pencils, markers, crayons, colored pencils, scissors, glue or tape, paper.



WELCOME

Activity Page

- ☐ “Who Is the New Disciple?” activity page



LEARN

Introduce the Session

- ☐ countdown video

Big Picture Question

- ☐ Big Picture Question Poster

Review the Timeline

- ☐ Giant Timeline

Tell the Bible Story

- ☐ “The Disciples Replaced Judas” video
- ☐ Bible Story Picture Poster

Questions from Kids

- ☐ “Unit 29, Session 2” questions from kids video

Missions Moment

- ☐ “Cicero Washington Pruitt Photo” printable
- ☐ world map

Key Passage Activity

- ☐ Key Passage Poster
- ☐ “The Fruit of the Spirit (Galatians 5:22-23)” song
- ☐ worship song of your choice (optional)
- ☐ fake fruit, 1 per group



LOVE

Review & Bible Skills

- ☐ Small Group Timeline and Map Set (optional)



LIVE

Activity Choice (Option 1)

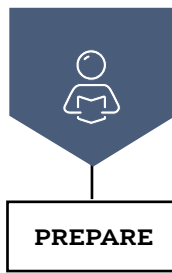
- ☐ chopsticks, 1 per kid
- ☐ candies, grains of rice, or marshmallows; 8–10 per group

Activity Choice (Option 2)

- ☐ inflated balloons, 1 per group

Reflection and Prayer

- ☐ Bible Story Coloring Page (optional)



PRIOR TO TEACHING THE SESSION

GATHER Supplies

Keep a regular supply of the following items available at all times: Bibles, pens or pencils, markers, crayons, colored pencils, scissors, glue or tape, paper.



WELCOME

Activity Page

- ☐ "Connect the Dots" activity page

Session Starter (Option 1)

- ☐ balloons, 1 per kid
- ☐ air pump (optional)

Session Starter (Option 2)

- ☐ straws, 1 per kid
- ☐ pom-poms, 1 per kid



LEARN

Introduce the Session

- ☐ countdown video

Big Picture Question

- ☐ Big Picture Question Poster

Review the Timeline

- ☐ Giant Timeline

Tell the Bible Story

- ☐ "The Holy Spirit Came" video
- ☐ Bible Story Picture Poster
- ☐ white balloons, 1 per kid

Questions from Kids

- ☐ "Unit 29, Session 3" questions from kids video

Missions Moment

- ☐ "C.W. and Anna Pruitt Photo" printable
- ☐ world map

Key Passage Activity

- ☐ Key Passage Poster
- ☐ "The Fruit of the Spirit (Galatians 5:22-23)" song
- ☐ worship song of your choice (optional)
- ☐ sticky notes



LOVE

Review & Bible Skills

- ☐ Small Group Timeline and Map Set (optional)



LIVE

Activity Choice (Option 1)

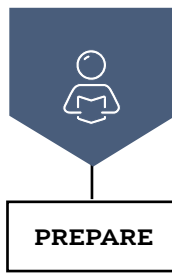
- ☐ building blocks
- ☐ cardboard tubes
- ☐ dominoes
- ☐ marshmallows
- ☐ interlocking bricks
- ☐ building tiles

Activity Choice (Option 2)

- ☐ bubble canisters, 1 per kid

Reflection and Prayer

- ☐ Bible Story Coloring Page (optional)



PRIOR TO TEACHING THE SESSION

GATHER Supplies

Keep a regular supply of the following items available at all times: Bibles, pens or pencils, markers, crayons, colored pencils, scissors, glue or tape, paper.



WELCOME

Activity Page

- ☐ "Collect the Fruit" activity page

Session Starter (Option 1)

- ☐ apples
- ☐ bananas
- ☐ oranges
- ☐ lemons
- ☐ watermelon
- ☐ brown paper bags, 1 per fruit



LEARN

Introduce the Session

- ☐ countdown video

Big Picture Question

- ☐ Big Picture Question Poster

Review the Timeline

- ☐ Giant Timeline

Tell the Bible Story

- ☐ "The Holy Spirit Changes Us" video
- ☐ Bible Story Picture Poster

Questions from Kids

- ☐ "Unit 29, Session 4" questions from kids video

Missions Moment

- ☐ "C.W. Pruitt and North China Training School Photo" printable

Key Passage Activity

- ☐ Key Passage Poster
- ☐ "The Fruit of the Spirit (Galatians 5:22-23)" song
- ☐ worship song of your choice (optional)
- ☐ index cards, 18 cards per group



LOVE

Review & Bible Skills

- ☐ Small Group Timeline and Map Set (optional)



LIVE

Activity Choice (Option 1)

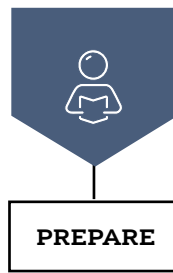
- ☐ note cards, 1 per kid
- ☐ dry erase board (optional)

Activity Choice (Option 2)

- ☐ seed packets of various fruits, 5–10

Reflection and Prayer

- ☐ Bible Story Coloring Page (optional)



PRIOR TO TEACHING THE SESSION

GATHER Supplies

Keep a regular supply of the following items available at all times: Bibles, pens or pencils, markers, crayons, colored pencils, scissors, glue or tape, paper.



WELCOME

Activity Page

- ☐ “U-Turn” activity page

Session Starter (Option 1)

- ☐ white envelopes, 1 per kid
- ☐ small flat objects (coins, paperclips, stencils, leaves, etc.), 3-5 per envelope

Session Starter (Option 2)

- ☐ toothpicks, 8 per kid
- ☐ gumdrops, 5 per kid



LEARN

Introduce the Session

- ☐ countdown video

Big Picture Question

- ☐ Big Picture Question Poster

Review the Timeline

- ☐ Giant Timeline

Tell the Bible Story

- ☐ “Peter Preached in Jerusalem” video
- ☐ Bible Story Picture Poster
- ☐ dry erase board (optional)

Questions from Kids

- ☐ “Unit 30, Session 1” questions from kids video

Missions Moment

- ☐ “The White Family in Guatemala” missions video
- ☐ world map

Key Passage Activity

- ☐ Key Passage Poster
- ☐ “How, Then (Romans 10:14)” song
- ☐ worship song of your choice (optional)
- ☐ dry erase board and marker



LOVE

Review & Bible Skills

- ☐ Small Group Timeline and Map Set (optional)



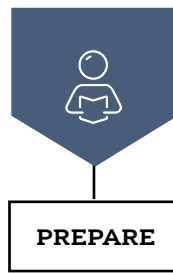
LIVE

Activity Choice (Option 1)

- ☐ craft sticks, 4 per loom
- ☐ strips of yarn, 5-6 per loom
- ☐ hot glue gun
- ☐ strips of ribbon, 8-10 per loom

Reflection and Prayer

- ☐ Bible Story Coloring Page (optional)



PRIOR TO TEACHING THE SESSION

GATHER Supplies

Keep a regular supply of the following items available at all times: Bibles, pens or pencils, markers, crayons, colored pencils, scissors, glue or tape, paper.



WELCOME

Activity Page

- ☐ “Greater Power” activity page

Session Starter (Option 1)

- ☐ music



LEARN

Introduce the Session

- ☐ countdown video

Big Picture Question

- ☐ Big Picture Question Poster

Review the Timeline

- ☐ Giant Timeline

Tell the Bible Story

- ☐ “Peter Healed a Man” video
- ☐ Bible Story Picture Poster

Questions from Kids

- ☐ “Unit 30, Session 2” questions from kids video

Missions Moment

- ☐ “White Family Photo” printable

Key Passage Activity

- ☐ Key Passage Poster
- ☐ “How, Then (Romans 10:14)” song
- ☐ worship song of your choice (optional)



LOVE

Review & Bible Skills

- ☐ Small Group Timeline and Map Set (optional)



LIVE

Activity Choice (Option 1)

- ☐ “Queztal Bird Photo” printable
- ☐ small pom-poms, 1 per kid
- ☐ large pom-poms, 1 per kid
- ☐ green feathers, 2 or 3 per kid
- ☐ yellow felt, 1 per kid
- ☐ red felt, 1 per kid
- ☐ googly eyes, 2 per kid
- ☐ craft sticks, 1 per kid

Activity Choice (Option 2)

- ☐ brown craft paper
- ☐ stickers
- ☐ paint

Reflection and Prayer

- ☐ Bible Story Coloring Page (optional)



PRIOR TO TEACHING THE SESSION

GATHER Supplies

Keep a regular supply of the following items available at all times: Bibles, pens or pencils, markers, crayons, colored pencils, scissors, glue or tape, paper.



Activity Page

- ☐ "Order the Events" activity page

Session Starter (Option 2)

- ☐ cardboard tubes, 1 per kid
- ☐ construction paper, 1 per kid
- ☐ hot glue gun
- ☐ aluminum foil sheets, 2 or 3 per kid



Introduce the Session

- ☐ countdown video

Big Picture Question

- ☐ Big Picture Question Poster

Review the Timeline

- ☐ Giant Timeline

Tell the Bible Story

- ☐ "Peter Continued to Preach" video
- ☐ Bible Story Picture Poster

Questions from Kids

- ☐ "Unit 30, Session 3" questions from kids video

Missions Moment

- ☐ "Telling Guatemalans About the King of Kings" missions video

Key Passage Activity

- ☐ Key Passage Poster
- ☐ "How, Then (Romans 10:14)" song
- ☐ worship song of your choice (optional)



Review & Bible Skills

- ☐ Small Group Timeline and Map Set (optional)



Activity Choice (Option 1)

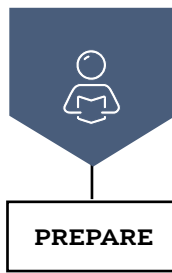
- ☐ "Cerro de la Cruz" printable
- ☐ chenille craft stems, 2 per kid
- ☐ O-shaped cereal

Activity Choice (Option 2)

- ☐ Big Picture Question Poster
- ☐ index cards, 2 sets

Reflection and Prayer

- ☐ Bible Story Coloring Page (optional)



PRIOR TO TEACHING THE SESSION

GATHER Supplies

Keep a regular supply of the following items available at all times: Bibles, pens or pencils, markers, crayons, colored pencils, scissors, glue or tape, paper.



WELCOME

Activity Page

- ☐ “Collect the Coins” activity page

Session Starter (Option 1)

- ☐ coins

Session Starter (Option 2)

- ☐ wood building blocks, 5 per kid



LEARN

Introduce the Session

- ☐ countdown video

Big Picture Question

- ☐ Big Picture Question Poster

Review the Timeline

- ☐ Giant Timeline

Tell the Bible Story

- ☐ “Peter Confronted Sin” video
- ☐ Bible Story Picture Poster
- ☐ coins (optional)

Questions from Kids

- ☐ “Unit 30, Session 4” questions from kids video

Missions Moment

- ☐ “White Family Photo” printable

Key Passage Activity

- ☐ Key Passage Poster
- ☐ “How, Then (Romans 10:14)” song
- ☐ worship song of your choice (optional)



LOVE

Review & Bible Skills

- ☐ Small Group Timeline and Map Set (optional)



LIVE

Activity Choice (Option 1)

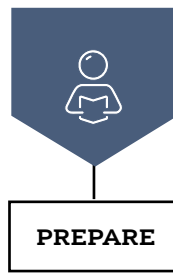
- ☐ corn tortillas, 1 per kid
- ☐ cooked chicken
- ☐ cooked rice
- ☐ cooked beans
- ☐ paper plates
- ☐ napkins
- ☐ serving spoons or tongs

Activity Choice (Option 2)

- ☐ Big Picture Question Poster

Reflection and Prayer

- ☐ Bible Story Coloring Page (optional)
- ☐ sticky notes, 8–10



PRIOR TO TEACHING THE SESSION

GATHER Supplies

Keep a regular supply of the following items available at all times: Bibles, pens or pencils, markers, crayons, colored pencils, scissors, glue or tape, paper.



WELCOME

Activity Page

- ☐ "Share the Gospel" activity page

Session Starter (Option 1)

- ☐ cardstock, 1 per kid
- ☐ dry erase board and marker

Session Starter (Option 2)

- ☐ sticky notes, 4 per kid
- ☐ music



LEARN

Introduce the Session

- ☐ countdown video

Big Picture Question

- ☐ Big Picture Question Poster

Review the Timeline

- ☐ Giant Timeline

Tell the Bible Story

- ☐ "We Are to Tell Others about Jesus" video
- ☐ Bible Story Picture Poster

Questions from Kids

- ☐ "Unit 30, Session 5" questions from kids video

Missions Moment

- ☐ "Visiting People in the Villages" missions video

Key Passage Activity

- ☐ Key Passage Poster
- ☐ "How, Then (Romans 10:14)" song
- ☐ worship song of your choice (optional)
- ☐ cardstock, 1 per kid
- ☐ lamination sheets (optional)



LOVE

Review & Bible Skills

- ☐ Small Group Timeline and Map Set (optional)



LIVE

Activity Choice (Option 1)

- ☐ foil tray
- ☐ jar filled $\frac{2}{3}$ with water
- ☐ red food color
- ☐ dish soap
- ☐ baking soda
- ☐ vinegar
- ☐ measuring cup
- ☐ measuring spoons

Activity Choice (Option 2)

- ☐ The Gospel: God's Plan for Me Poster

Reflection and Prayer

- ☐ Bible Story Coloring Page (optional)