

IN ADVANCE TO TEACH THE SESSION

## GATHER Supplies

Keep these items on hand for each session: Allergy Alert, Bibles, construction paper, copy paper, washable markers, crayons, scissors (adult use), blunt-tipped scissors, glue sticks, glue, blocks, baby dolls, play dough, world map or globe, snack food, paper cups, and napkins.



### Welcome and worship with song

- ☐ “Kingdom Kid” song
- ☐ Giant Timeline or Small Group Timeline

### Tell the Bible story

- ☐ Bible Story Picture Poster
- ☐ “Jesus Appeared to the Disciples” video (optional)
- ☐ storytelling tips props (optional)

### Practice the key passage

- ☐ Key Passage Marker
- ☐ Key Passage Poster
- ☐ “That They May Know You (John 17:3)” song

### Learn the big picture question

- ☐ Big Picture Question Poster

### Respond through song and prayer

- ☐ “The Good News of Christ” song
- ☐ “Jesus Saves (Preschool Version)” song



### Build a house

- ☐ Bible Story Picture Poster (optional)

### Make a crayon rubbed picture

- ☐ heavyweight paper
- ☐ crayons with the paper removed
- ☐ die-cut machine

### Make and put together Jesus puzzles

- ☐ Key Passage Poster
- ☐ “Key Passage Puzzle” printable, 1 copy per child
- ☐ heavyweight paper
- ☐ envelopes
- ☐ 3 or 4 puzzles on the life of Jesus: His birth, His miracles, Jesus and the children, the empty tomb, and so forth

### Serve a fishy snack

- ☐ fish-shaped crackers
- ☐ paper towels (dampened)
- ☐ water pitcher with water

### Tell good news with a microphone

- ☐ toy microphone



### Review

- ☐ Giant Timeline
- ☐ “That They May Know You (John 17:3)” song

### Missions Moment

- ☐ “Send City Denver” missions video

### I see Jesus game

- ☐ male person figure



**PREPARE**

IN ADVANCE TO TEACH THE SESSION

## **GATHER** Supplies

Keep these items on hand for each session: Allergy Alert, Bibles, construction paper, copy paper, washable markers, crayons, scissors (adult use), blunt-tipped scissors, glue sticks, glue, blocks, baby dolls, play dough, world map or globe, snack food, paper cups, and napkins.



**LEARN**

### **Welcome and worship with song**

- ☐ “Kingdom Kid” song
- ☐ Giant Timeline or Small Group Timeline

### **Tell the Bible story**

- ☐ Bible Story Picture Poster
- ☐ “Jesus Appeared to Thomas” video (optional)
- ☐ storytelling tips props (optional)
- ☐ small tray
- ☐ small cloth or towel
- ☐ 5 small classroom items such as: toy car, block, people figure, toy dish, or play dough container

### **Practice the key passage**

- ☐ Key Passage Marker
- ☐ Key Passage Poster
- ☐ “That They May Know You (John 17:3)” song
- ☐ “Key Passage Puzzle Printable,” 1 copy

### **Learn the big picture question**

- ☐ Big Picture Question Poster

### **Respond through song and prayer**

- ☐ “The Good News of Christ” song
- ☐ “Jesus Saves (Preschool Version)” song



**LOVE**

### **Feel and guess**

- ☐ small tote bag
- ☐ small Bible
- ☐ common classroom items (toy car, wooden block, glue stick, blunt scissors, toy hammer, rhythm instrument, etc.)

### **Poke holes in a plate**

- ☐ foam plates, 1 per child
- ☐ plastic golf tees
- ☐ permanent marker
- ☐ thick beach towel or blanket

### **Look at and make Bible storybooks**

- ☐ Key Passage Marker, 1 per child
- ☐ stapler
- ☐ several Bible storybooks

### **Scoop cotton balls**

- ☐ blindfold or bandanna
- ☐ large serving spoon
- ☐ large bowl
- ☐ bag of cotton balls



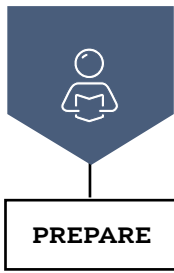
**LIVE**

### **Review**

- ☐ Giant Timeline
- ☐ “That They May Know You (John 17:3)” song

### **Missions Moment**

- ☐ “Cook Family Photo” printable



IN ADVANCE TO TEACH THE SESSION

## GATHER Supplies

Keep these items on hand for each session: Allergy Alert, Bibles, construction paper, copy paper, washable markers, crayons, scissors (adult use), blunt-tipped scissors, glue sticks, glue, blocks, baby dolls, play dough, world map or globe, snack food, paper cups, and napkins.



### Welcome and worship with song

- ☐ “Kingdom Kid” song
- ☐ Giant Timeline or Small Group Timeline

### Tell the Bible story

- ☐ Bible Story Picture Poster
- ☐ “Jesus Forgave Peter” video (optional)
- ☐ storytelling tips props (optional)
- ☐ several paper tubes
- ☐ red, yellow, and orange tissue paper
- ☐ battery operated tea light

### Practice the key passage

- ☐ Key Passage Marker
- ☐ Key Passage Poster
- ☐ “That They May Know You (John 17:3)” song

### Learn the big picture question

- ☐ Big Picture Question Poster

### Respond through song and prayer

- ☐ “The Good News of Christ” song
- ☐ “Jesus Saves (Preschool Version)” song

### Fish for the key passage

- ☐ “Key Passage Fish” printable, 1 fish per child
- ☐ wooden dowel rod
- ☐ jumbo metal paper clips
- ☐ yarn, 2-3 feet piece
- ☐ large magnet
- ☐ small organza drawstring bag

### Play with toy boats

- ☐ large, shallow plastic bin
- ☐ large beach towel
- ☐ toy plastic boats
- ☐ toy fish
- ☐ paper towels

### Cook breakfast over a fire

- ☐ “fire” created during the Bible story time
- ☐ toy pots and pans
- ☐ toy food items

### Make a fish mosaic

- ☐ “Key Passage Fish” printable, 1 per child
- ☐ different-colored tissue paper cut into small ½ inch squares

### Review

- ☐ Giant Timeline
- ☐ “That They May Know You (John 17:3)” song

### Missions Moment

- ☐ “The Need for Churches in Denver” missions video

### Go in and out of a boat

- ☐ masking or painter’s tape



**PREPARE**

IN ADVANCE TO TEACH THE SESSION

## GATHER Supplies

Keep these items on hand for each session: Allergy Alert, Bibles, construction paper, copy paper, washable markers, crayons, scissors (adult use), blunt-tipped scissors, glue sticks, glue, blocks, baby dolls, play dough, world map or globe, snack food, paper cups, and napkins.



**LEARN**

### Welcome and worship with song

- ☐ “Kingdom Kid” song
- ☐ Giant Timeline or Small Group Timeline

### Tell the Bible story

- ☐ Bible Story Picture Poster
- ☐ “God Wants Us to Know Him” video (optional)
- ☐ storytelling tips props (optional)

### Practice the key passage

- ☐ Key Passage Marker
- ☐ Key Passage Poster
- ☐ “That They May Know You (John 17:3)” song

### Learn the big picture question

- ☐ Big Picture Question Poster

### Respond through song and prayer

- ☐ “The Good News of Christ” song
- ☐ “Jesus Saves (Preschool Version)” song



**LOVE**

### Pack a suitcase

- ☐ small suitcase
- ☐ small Bible
- ☐ small stuffed animal
- ☐ several sets of children’s size clothing, pajamas, etc.

### Drive with travel vehicles

- ☐ toy airplanes, cars, buses, boats, trains
- ☐ masking or painter’s tape

### Draw a people mural

- ☐ 6-to 8-foot sheet of butcher paper

### Play with a magnetic sensory bottle

- ☐ clear, clean plastic 2-liter bottle
- ☐ large vinyl-coated colored paper clips
- ☐ baby oil
- ☐ blue food color (optional)
- ☐ super glue
- ☐ large, strong magnet



**LIVE**

### Review

- ☐ Giant Timeline
- ☐ “That They May Know You (John 17:3)” song

### Missions Moment

- ☐ “Dubale Family Photo” printable

### Trade stickers with friends

- ☐ variety of stickers, enough for each child to have 2–3



**PREPARE**

IN ADVANCE TO TEACH THE SESSION

## GATHER Supplies

Keep these items on hand for each session: Allergy Alert, Bibles, construction paper, copy paper, washable markers, crayons, scissors (adult use), blunt-tipped scissors, glue sticks, glue, blocks, baby dolls, play dough, world map or globe, snack food, paper cups, and napkins.



**LEARN**

### Welcome and worship with song

- ☐ “A New Creation” song
- ☐ Giant Timeline or Small Group Timeline

### Tell the Bible story

- ☐ Bible Story Picture Poster
- ☐ “Jesus Gave His Followers a Mission” video (optional)
- ☐ storytelling tips props (optional)
- ☐ camouflage hat or army helmet

### Practice the key passage

- ☐ Key Passage Marker
- ☐ Key Passage Poster
- ☐ “The Fruit (Galatians 5:22-23)” song

### Learn the big picture question

- ☐ Big Picture Question Poster

### Respond through song and prayer

- ☐ “You Will Be My Witnesses” song
- ☐ “Children of the Kingdom” song



**LOVE**

### Travel to the ends of the earth

- ☐ timer (optional)

### Paint clouds

- ☐ plastic tablecloth
- ☐ smocks
- ☐ sponges cut into cloud shapes, 1 per child
- ☐ clothespins, 1 per child
- ☐ paper plates, 1 per one or two children
- ☐ blue paper, 1 per child
- ☐ washable white paint

### Disappear

- ☐ bed sheet or blanket

### Go on a mission

- ☐ small paper bags

### Spend time with friends

- ☐ puzzles
- ☐ preschool-friendly games



**LIVE**

### Review

- ☐ Giant Timeline
- ☐ “The Fruit (Galatians 5:22-23)” song song

### Missions Moment

- ☐ “Life and Legacy of C.W. Pruitt” missions video



## PREPARE

IN ADVANCE TO TEACH THE SESSION

## GATHER Supplies

Keep these items on hand for each session: Allergy Alert, Bibles, construction paper, copy paper, washable markers, crayons, scissors (adult use), blunt-tipped scissors, glue sticks, glue, blocks, baby dolls, play dough, world map or globe, snack food, paper cups, and napkins.



### LEARN

#### Welcome and worship with song

- ☐ "A New Creation" song
- ☐ Giant Timeline or Small Group Timeline

#### Tell the Bible story

- ☐ Bible Story Picture Poster
- ☐ "The Disciples Replaced Judas" video (optional)
- ☐ storytelling tips props (optional)
- ☐ coin

#### Practice the key passage

- ☐ Key Passage Marker
- ☐ Key Passage Poster
- ☐ "The Fruit (Galatians 5:22-23)" song
- ☐ index cards
- ☐ dice

#### Learn the big picture question

- ☐ Big Picture Question Poster

#### Respond through song and prayer

- ☐ "You Will Be My Witnesses" song
- ☐ "Children of the Kingdom" song



### LOVE

#### Make a prayer bracelet

- ☐ chenille stems, 1 per child
- ☐ tape
- ☐ "P" beads, 1 per child
- ☐ "R" beads, 1 per child
- ☐ "A" beads, 1 per child
- ☐ "Y" beads, 1 per child
- ☐ additional beads
- ☐ ultra-fine tipped permanent marker (optional)
- ☐ drinking straws cut into pieces (optional)

#### Practice sharing the gospel

- ☐ Gospel Plan Poster (optional)
- ☐ dry erase board (optional)
- ☐ dry erase markers (optional)



### LIVE

#### Review

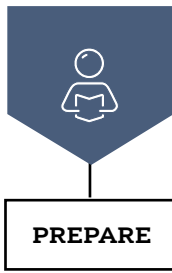
- ☐ Giant Timeline
- ☐ "The Fruit (Galatians 5:22-23)" song

#### Missions Moment

- ☐ "C.W. Pruitt Photo" printable

#### Find the right size group


- ☐ dice



IN ADVANCE TO TEACH THE SESSION

## GATHER Supplies

Keep these items on hand for each session: Allergy Alert, Bibles, construction paper, copy paper, washable markers, crayons, scissors (adult use), blunt-tipped scissors, glue sticks, glue, blocks, baby dolls, play dough, world map or globe, snack food, paper cups, and napkins.



### Welcome and worship with song

- ☐ “A New Creation” song
- ☐ Giant Timeline or Small Group Timeline

### Tell the Bible story

- ☐ Bible Story Picture Poster
- ☐ “The Holy Spirit Came” video (optional)
- ☐ storytelling tips props (optional)
- ☐ smart device such as a phone or tablet (optional)

### Practice the key passage

- ☐ Key Passage Marker
- ☐ Key Passage Poster
- ☐ “The Fruit (Galatians 5:22-23)” song
- ☐ index cards
- ☐ small portable fan or paper fan

### Learn the big picture question

- ☐ Big Picture Question Poster

### Respond through song and prayer

- ☐ “You Will Be My Witnesses” song
- ☐ “Children of the Kingdom” song

### See the wind

- ☐ inflated balloons
- ☐ paper plates, 1 per child

### Keep the feather up

- ☐ straw, 1 per child
- ☐ red, orange, or yellow feathers; 1 per child

### Cook a delicious meal

- ☐ play kitchen
- ☐ toy food, pots, and pans

### Experiment with wind chimes

- ☐ nonbreakable wind chimes
- ☐ paper plates, 1 per child

### Review

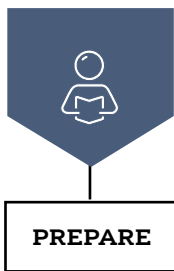
- ☐ Giant Timeline
- ☐ “The Fruit (Galatians 5:22-23)” song

### Missions Moment

- ☐ “C.W. Pruitt Photo” printable

### Explore languages

- ☐ portable internet device
- ☐ a guest who speaks a different language (optional)



IN ADVANCE TO TEACH THE SESSION

## GATHER Supplies

Keep these items on hand for each session: Allergy Alert, Bibles, construction paper, copy paper, washable markers, crayons, scissors (adult use), blunt-tipped scissors, glue sticks, glue, blocks, baby dolls, play dough, world map or globe, snack food, paper cups, and napkins.



### Welcome and worship with song

- ☐ “A New Creation” song
- ☐ Giant Timeline or Small Group Timeline

### Tell the Bible story

- ☐ Bible Story Picture Poster
- ☐ “The Holy Spirit Changes Us” video (optional)
- ☐ storytelling tips props (optional)
- ☐ favorite fruit

### Practice the key passage

- ☐ Key Passage Marker
- ☐ Key Passage Poster
- ☐ “The Fruit (Galatians 5:22-23)” song

### Learn the big picture question

- ☐ Big Picture Question Poster

### Respond through song and prayer

- ☐ “You Will Be My Witnesses” song
- ☐ “Children of the Kingdom” song

### Make a change

- ☐ plastic tablecloth
- ☐ smocks
- ☐ watercolor paints
- ☐ heavyweight paper
- ☐ paintbrushes

### Explore with magnets

- ☐ laminated place mat, 1 per child
- ☐ magnets, 1 per child
- ☐ paper clips, 1 per child

### Hunt for fruit

- ☐ plastic fruit, 9 pieces
- ☐ masking tape
- ☐ permanent marker

### Review

- ☐ Giant Timeline
- ☐ “The Fruit (Galatians 5:22-23)” song

### Missions Moment

- ☐ “C.W. Pruitt Photo” printable

### Learn about the world

- ☐ small, stretchy sticky hand toy
- ☐ portable internet device (optional)





**PREPARE**

IN ADVANCE TO TEACH THE SESSION

## GATHER Supplies

Keep these items on hand for each session: Allergy Alert, Bibles, construction paper, copy paper, washable markers, crayons, scissors (adult use), blunt-tipped scissors, glue sticks, glue, blocks, baby dolls, play dough, world map or globe, snack food, paper cups, and napkins.



**LEARN**

### Welcome and worship with song

- ☐ “From the Inside Out” song
- ☐ Giant Timeline or Small Group Timeline

### Tell the Bible story

- ☐ Bible Story Picture Poster
- ☐ “Peter Preached in Jerusalem” video (optional)
- ☐ storytelling tips props (optional)
- ☐ “Crowd Photo” printable

### Practice the key passage

- ☐ Key Passage Marker
- ☐ Key Passage Poster
- ☐ “How Can They Believe (Romans 10:14)” song

### Learn the big picture question

- ☐ Big Picture Question Poster

### Respond through song and prayer

- ☐ “Working in You” song
- ☐ “One Foundation (Preschool Version)” song



**LOVE**

### Swap instruments

- ☐ preschool rhythm instruments

### Pray and eat

- ☐ table decorations
- ☐ table coverings
- ☐ snacks
- ☐ drinks
- ☐ poster board

### Bead bracelet reminders

- ☐ chenille stems
- ☐ pony beads (variety of colors)

### Tape and paint

- ☐ plastic tablecloth
- ☐ smocks
- ☐ watercolor paper
- ☐ masking or painter’s tape
- ☐ cups of water
- ☐ watercolor paint
- ☐ paintbrushes
- ☐ paper towels



**LIVE**

### Review

- ☐ Giant Timeline
- ☐ “How Can They Believe (Romans 10:14)” song

### Missions Moment

- ☐ “The White Family in Guatemala” missions video

### Move and Freeze

- ☐ device that plays music



**PREPARE**

IN ADVANCE TO TEACH THE SESSION

## GATHER Supplies

Keep these items on hand for each session: Allergy Alert, Bibles, construction paper, copy paper, washable markers, crayons, scissors (adult use), blunt-tipped scissors, glue sticks, glue, blocks, baby dolls, play dough, world map or globe, snack food, paper cups, and napkins.



**LEARN**

### Welcome and worship with song

- ☐ “From the Inside Out” song
- ☐ Giant Timeline or Small Group Timeline

### Tell the Bible story

- ☐ Bible Story Picture Poster
- ☐ “Peter Healed a Man” video (optional)
- ☐ storytelling tips props (optional)
- ☐ empty wallet
- ☐ wallet size pictures
- ☐ plastic cards such as gift cards

### Practice the key passage

- ☐ Key Passage Marker
- ☐ Key Passage Poster
- ☐ “How Can They Believe (Romans 10:14)” song

### Learn the big picture question

- ☐ Big Picture Question Poster

### Respond through song and prayer

- ☐ “Working in You” song
- ☐ “One Foundation (Preschool Version)” song



**LOVE**

### Shape letters

- ☐ playdough
- ☐ playdough cutting and rolling tools (optional)
- ☐ paper plates

### Outline a face

- ☐ paper plates
- ☐ permanent marker
- ☐ O-shaped cereal
- ☐ drinks
- ☐ device that plays music

### Rub coin pictures

- ☐ index cards
- ☐ double-sided tape
- ☐ paper clips
- ☐ crayons with the paper removed
- ☐ coins (different sizes)

### Build the scene

- ☐ “Temple Gate” printable
- ☐ blocks
- ☐ plastic people figures
- ☐ small pieces of fabric and yarn



**LIVE**

### Review

- ☐ Giant Timeline
- ☐ “How Can They Believe (Romans 10:14)” song

### Missions Moment

- ☐ “White Family Photos” printable

### Drop and tell

- ☐ plastic cups
- ☐ masking or painter’s tape
- ☐ coins



**PREPARE**

IN ADVANCE TO TEACH THE SESSION

## GATHER Supplies

Keep these items on hand for each session: Allergy Alert, Bibles, construction paper, copy paper, washable markers, crayons, scissors (adult use), blunt-tipped scissors, glue sticks, glue, blocks, baby dolls, play dough, world map or globe, snack food, paper cups, and napkins.



**LEARN**

### Welcome and worship with song

- ☐ “From the Inside Out” song
- ☐ Giant Timeline or Small Group Timeline

### Tell the Bible story

- ☐ Bible Story Picture Poster
- ☐ “Peter Continued to Preach” video (optional)
- ☐ storytelling tips props (optional)
- ☐ timer

### Practice the key passage

- ☐ Key Passage Marker
- ☐ Key Passage Poster
- ☐ “How Can They Believe (Romans 10:14)” song

### Learn the big picture question

- ☐ Big Picture Question Poster

### Respond through song and prayer

- ☐ “Working in You” song
- ☐ “One Foundation (Preschool Version)” song



**LOVE**

### See and say

- ☐ Bibles with pictures of Jesus

### Complete an obstacle course

- ☐ masking tape
- ☐ classroom chairs
- ☐ classroom table
- ☐ various classroom toys
- ☐ bell

### Play and pretend

- ☐ dramatic play hospital items (blankets, pillows, toy first aid kits, and dolls or stuffed toys)

### Match sounds

- ☐ small plastic jars or plastic eggs
- ☐ items that rattle or jingle (beans, jingle bells, coins, buttons, and small interlocking blocks)

### Reveal Jesus’ name

- ☐ pencil
- ☐ dot stickers
- ☐ dot markers (optional)



**LIVE**

### Review

- ☐ Giant Timeline
- ☐ “How Can They Believe (Romans 10:14)” song

### Missions Moment

- ☐ “Telling Guatemalans About the King of Kings” missions video

### Toss a beanbag

- ☐ large blank index cards
- ☐ beanbags
- ☐ masking or painter’s tape



**PREPARE**

IN ADVANCE TO TEACH THE SESSION

## GATHER Supplies

Keep these items on hand for each session: Allergy Alert, Bibles, construction paper, copy paper, washable markers, crayons, scissors (adult use), blunt-tipped scissors, glue sticks, glue, blocks, baby dolls, play dough, world map or globe, snack food, paper cups, and napkins.



**LEARN**

### Welcome and worship with song

- ☐ “From the Inside Out” song
- ☐ Giant Timeline or Small Group Timeline

### Tell the Bible story

- ☐ Bible Story Picture Poster
- ☐ “Peter Confronted Sin” video (optional)
- ☐ storytelling tips props (optional)
- ☐ a favorite belonging

### Practice the key passage

- ☐ Key Passage Marker
- ☐ Key Passage Poster
- ☐ “How Can They Believe (Romans 10:14)” song

### Learn the big picture question

- ☐ Big Picture Question Poster

### Respond through song and prayer

- ☐ “Working in You” song
- ☐ “One Foundation (Preschool Version)” song



**LOVE**

### Cut a field

- ☐ green construction paper

### Set up a shop

- ☐ dramatic play items for a shop (play food, toys, play money, and shopping bags)

### Go on a picnic

- ☐ large blanket or sheet
- ☐ picnic basket or lunch box
- ☐ prepackaged snacks
- ☐ juice pouches

### Find hidden money

- ☐ play money or real coins
- ☐ music playing device



**LIVE**

### Review

- ☐ Giant Timeline
- ☐ “How Can They Believe (Romans 10:14)” song

### Missions Moment

- ☐ “White Family Photos” printable

### Work a puzzle

- ☐ 12- or 24-piece puzzles, 1 for each small group



**PREPARE**

IN ADVANCE TO TEACH THE SESSION

## GATHER Supplies

Keep these items on hand for each session: Allergy Alert, Bibles, construction paper, copy paper, washable markers, crayons, scissors (adult use), blunt-tipped scissors, glue sticks, glue, blocks, baby dolls, play dough, world map or globe, snack food, paper cups, and napkins.



**LEARN**

### Welcome and worship with song

- ☐ “From the Inside Out” song
- ☐ Giant Timeline or Small Group Timeline

### Tell the Bible story

- ☐ Bible Story Picture Poster
- ☐ “We Are to Tell Others about Jesus” video (optional)
- ☐ storytelling tips props (optional)

### Practice the key passage

- ☐ Key Passage Marker
- ☐ Key Passage Poster
- ☐ “How Can They Believe (Romans 10:14)” song

### Learn the big picture question

- ☐ Big Picture Question Poster

### Respond through song and prayer

- ☐ “Working in You” song
- ☐ “One Foundation (Preschool Version)” song



**LOVE**

### Decorate envelopes

- ☐ “Good News Letter” printable, 1 copy per child
- ☐ heart stickers
- ☐ envelopes

### Make a mouth snack

- ☐ apple slices
- ☐ miniature marshmallows
- ☐ honey
- ☐ craft sticks
- ☐ paper plates

### Race cars

- ☐ masking or painter’s tape
- ☐ small toy cars



**LIVE**

### Review

- ☐ Giant Timeline
- ☐ “How Can They Believe (Romans 10:14)” song

### Missions Moment

- ☐ “Visiting People in the Villages” missions video

### Play with sock puppets

- ☐ clean socks, 4–6
- ☐ permanent markers
- ☐ hot glue gun (optional)
- ☐ googly eyes (optional)
- ☐ yarn (optional)