

YOUR HEART TO TEACH

GATHER Supplies

Keep these items on hand for each session: Allergy Alert, Bibles, construction paper, copy paper, washable markers, crayons, scissors (adult use), blunt-tipped scissors, glue sticks, glue, blocks, baby dolls, play dough, world map or globe, snack food, paper cups, and napkins.



WELCOME

Welcome

- ☐ “That They May Know You (John 17:3)” song

Activity Page

- ☐ “Trace Your Hand” activity page, 1 per child

Guess what is inside

- ☐ ziplock bag
- ☐ tape
- ☐ box
- ☐ towel
- ☐ shaving cream
- ☐ dry pasta

Transition

- ☐ countdown video (optional)



LEARN

Introduce the Bible story

- ☐ nonbreakable mirror
- ☐ box with a lid

Learn about the Bible

- ☐ bookmark
- ☐ Giant Timeline or Small Group Timeline

Tell the Bible story

- ☐ Bible Story Picture Poster
- ☐ “Jesus Appeared to the Disciples” video (optional)
- ☐ storytelling tips props (optional)

Practice the key passage

- ☐ Key Passage Marker
- ☐ Key Passage Poster
- ☐ “That They May Know You (John 17:3)” song

Learn the Big Picture

Question

- ☐ Big Picture Question Poster

Missions moment

- ☐ “Send City Denver” missions video



LOVE

Snack and talk

- ☐ hand sanitizer (optional)
- ☐ Bible Story Picture Poster
- ☐ Big Picture Question Poster

Find a hidden message

- ☐ plastic tablecloth
- ☐ cardstock
- ☐ white crayon
- ☐ painting smocks
- ☐ watercolors
- ☐ paintbrushes



LIVE

Explore baking soda and vinegar

- ☐ plastic tablecloth
- ☐ smocks
- ☐ baking soda
- ☐ vinegar
- ☐ food color (optional)
- ☐ baking sheets
- ☐ pipettes
- ☐ paper towels

Snowball Toss

- ☐ “Dave Howeth Photo” printable
- ☐ indoor snowballs
- ☐ paper wads (optional)
- ☐ white craft pom-poms (optional)
- ☐ 4–6 plastic containers
- ☐ painter’s tape

Transition

- ☐ “Trace Your Hand” activity page, 1 per child
- ☐ “That They May Know You (John 17:3)” song
- ☐ Big Picture Cards for Families



YOUR HEART TO TEACH

GATHER Supplies

Keep these items on hand for each session: Allergy Alert, Bibles, construction paper, copy paper, washable markers, crayons, scissors (adult use), blunt-tipped scissors, glue sticks, glue, blocks, baby dolls, play dough, world map or globe, snack food, paper cups, and napkins.



WELCOME

Welcome

- ☐ “That They May Know You (John 17:3)” song

Activity Page

- ☐ “What Have You Touched?” activity page, 1 per child

Stack blocks blindfolded

- ☐ blindfolds

Transition

- ☐ countdown video (optional)



LEARN

Introduce the Bible story

- ☐ set of toy keys
- ☐ set of real keys

Learn about the Bible

- ☐ bookmark
- ☐ Giant Timeline or Small Group Timeline

Tell the Bible story

- ☐ Bible Story Picture Poster
- ☐ “Jesus Appeared to Thomas” video (optional)
- ☐ storytelling tips props (optional)

Practice the key passage

- ☐ Key Passage Marker
- ☐ Key Passage Poster
- ☐ “That They May Know You (John 17:3)” song
- ☐ sunglasses

Learn the Big Picture

Question

- ☐ Big Picture Question Poster

Missions moment

- ☐ “Cook Family Photo” printable



LOVE

Snack and talk

- ☐ hand sanitizer (optional)
- ☐ Bible Story Picture Poster
- ☐ Big Picture Question Poster

Pass paper plates

- ☐ Bible Story Picture Poster
- ☐ paper plates, 1 per child
- ☐ tape
- ☐ device that plays music
- ☐ “That They May Know You (John 17:3)” song (optional)



LIVE

Paint and fold

- ☐ plastic tablecloth
- ☐ smocks
- ☐ washable paint
- ☐ cotton swabs
- ☐ heavyweight paper

Remember what is under the blanket

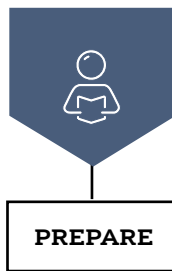
- ☐ small blanket

Make a winter scene

- ☐ plastic tablecloth
- ☐ painting smocks
- ☐ black or dark blue construction paper, 1 per child
- ☐ white crayons
- ☐ liquid starch
- ☐ salt
- ☐ white or silver glitter
- ☐ measuring cups
- ☐ small plastic containers
- ☐ paintbrushes

Transition

- ☐ “What Have You Touched?” activity page, 1 per child
- ☐ “That They May Know You (John 17:3)” song
- ☐ Big Picture Cards for Families



YOUR HEART TO TEACH

GATHER Supplies

Keep these items on hand for each session: Allergy Alert, Bibles, construction paper, copy paper, washable markers, crayons, scissors (adult use), blunt-tipped scissors, glue sticks, glue, blocks, baby dolls, play dough, world map or globe, snack food, paper cups, and napkins.



WELCOME

Welcome

- ☐ “That They May Know You (John 17:3)” song

Activity Page

- ☐ “Match the Sheep” activity page, 1 per child

Find hearts

- ☐ tape

Transition

- ☐ countdown video (optional)



LEARN

Learn about the Bible

- ☐ bookmark
- ☐ Giant Timeline or Small Group Timeline

Tell the Bible story

- ☐ Bible Story Picture Poster
- ☐ “Jesus Forgave Peter” video (optional)
- ☐ storytelling tips props (optional)

Practice the key passage

- ☐ Key Passage Marker
- ☐ Key Passage Poster
- ☐ “That They May Know You (John 17:3)” song
- ☐ foam fish shapes
- ☐ permanent marker
- ☐ towel
- ☐ shallow plastic bin
- ☐ small aquarium net
- ☐ water beads (optional)

Learn the Big Picture

Question

- ☐ Big Picture Question Poster

Missions moment

- ☐ “The Need for Churches in Denver” missions video



LOVE

Snack and talk

- ☐ hand sanitizer (optional)
- ☐ Bible Story Picture Poster
- ☐ Big Picture Question Poster

Make fingerprint hearts

- ☐ washable stamp pad
- ☐ wet wipes



LIVE

Move around the room

- ☐ “That They May Know You (John 17:3)” song (optional)

Sort sheep

- ☐ cotton balls
- ☐ painter’s tape

Read and slice bananas

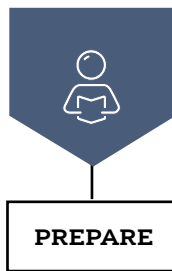
- ☐ bananas
- ☐ plastic knife
- ☐ toothpicks
- ☐ paper plates

Build a skyscraper

- ☐ various widths of construction paper rectangles
- ☐ smaller construction paper scraps in various shapes and colors

Transition

- ☐ “Match the Sheep” activity page, 1 per child
- ☐ “That They May Know You (John 17:3)” song
- ☐ Big Picture Cards for Families



YOUR HEART TO TEACH

GATHER Supplies

Keep these items on hand for each session: Allergy Alert, Bibles, construction paper, copy paper, washable markers, crayons, scissors (adult use), blunt-tipped scissors, glue sticks, glue, blocks, baby dolls, play dough, world map or globe, snack food, paper cups, and napkins.



WELCOME

Welcome

- ☐ “That They May Know You (John 17:3)” song

Activity Page

- ☐ “Help the Firefighter Get Ready” activity page, 1 per child

Do a silly task

- ☐ basket or bowl

Transition

- ☐ countdown video (optional)



LEARN

Learn about the Bible

- ☐ bookmark
- ☐ Giant Timeline or Small Group Timeline

Tell the Bible story

- ☐ Bible Story Picture Poster
- ☐ “God Wants Us to Know Him” video (optional)
- ☐ storytelling tips props (optional)

Practice the key passage

- ☐ Key Passage Marker
- ☐ Key Passage Poster
- ☐ “That They May Know You (John 17:3)” song
- ☐ green or brown blanket or sheet
- ☐ small step stool

Learn the Big Picture

Question

- ☐ Big Picture Question Poster

Missions moment

- ☐ “Dubale Family Photo” printable



LOVE

Snack and talk

- ☐ hand sanitizer (optional)
- ☐ Bible Story Picture Poster
- ☐ Big Picture Question Poster

Work puzzles

- ☐ “Children Around the World Puzzles” printable, one set



LIVE

Make a card with salt painting

- ☐ baking sheet
- ☐ heavyweight paper
- ☐ ziplock bags
- ☐ salt
- ☐ food color
- ☐ nonbreakable saltshakers
- ☐ stickers
- ☐ cotton swabs

Run a sticky note relay

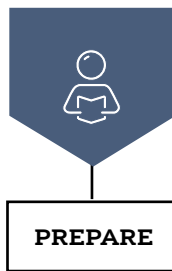
- ☐ sticky notes
- ☐ large paper, 2 pieces

Taste a warm drink

- ☐ cups
- ☐ warm water
- ☐ hot chocolate mix
- ☐ whipped cream (optional)

Transition

- ☐ “Help the Firefighter Get Ready” activity page, 1 per child
- ☐ “That They May Know You (John 17:3)” song
- ☐ Big Picture Cards for Families



YOUR HEART TO TEACH

GATHER Supplies

Keep these items on hand for each session: Allergy Alert, Bibles, construction paper, copy paper, washable markers, crayons, scissors (adult use), blunt-tipped scissors, glue sticks, glue, blocks, baby dolls, play dough, world map or globe, snack food, paper cups, and napkins.



WELCOME

Welcome

- ☐ “The Fruit (Galatians 5:22-23)” song

Activity Page

- ☐ “Search the Sky” activity page, 1 per child

Play “How long is a minute?”

- ☐ timer (optional)

Make and send paper airplanes

- ☐ “How to Make a Paper Airplane” printable, 1 copy
- ☐ stickers

Transition

- ☐ countdown video (optional)



LEARN

Learn about the Bible

- ☐ bookmark
- ☐ Giant Timeline or Small Group Timeline

Tell the Bible story

- ☐ Bible Story Picture Poster
- ☐ “Jesus Gave His Followers a Mission” video (optional)
- ☐ storytelling tips props (optional)

Practice the key passage

- ☐ Key Passage Marker
- ☐ Key Passage Poster
- ☐ “The Fruit (Galatians 5:22-23)” song

Learn the Big Picture Question

- ☐ Big Picture Question Poster

Missions moment

- ☐ “Life and Legacy of C.W. Pruitt” missions video



LOVE

Snack and talk

- ☐ hand sanitizer (optional)
- ☐ Bible Story Picture Poster
- ☐ Big Picture Question Poster

Make an earth collage

- ☐ “Earth Collage” printable, 1 per child on heavyweight paper
- ☐ blue and green construction paper
- ☐ permanent marker



LIVE

Make cloud dough

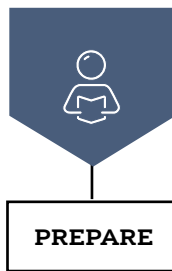
- ☐ plastic tablecloth
- ☐ permanent marker
- ☐ ziplock bags, 1 per child
- ☐ large bowl
- ☐ large mixing spoon
- ☐ 1 cup measuring cup
- ☐ corn starch
- ☐ hair conditioner

Form play dough numbers

- ☐ “Chinese Number Cards” printable

Transition

- ☐ “Search the Sky” activity page, 1 per child
- ☐ “The Fruit (Galatians 5:22-23)” song
- ☐ Big Picture Cards for Families



YOUR HEART TO TEACH

GATHER Supplies

Keep these items on hand for each session: Allergy Alert, Bibles, construction paper, copy paper, washable markers, crayons, scissors (adult use), blunt-tipped scissors, glue sticks, glue, blocks, baby dolls, play dough, world map or globe, snack food, paper cups, and napkins.



WELCOME

Welcome

- ☐ “The Fruit (Galatians 5:22-23)” song

Activity Page

- ☐ “How Many All Together?” activity page, 1 per child

Count to 12

- ☐ a variety of counters, math manipulatives, or other small items
- ☐ empty egg cartons that hold a dozen eggs

Transition

- ☐ countdown video (optional)



LEARN

Learn about the Bible

- ☐ bookmark
- ☐ Giant Timeline or Small Group Timeline

Tell the Bible story

- ☐ Bible Story Picture Poster
- ☐ “The Disciples Replaced Judas” video (optional)
- ☐ storytelling tips props (optional)

Practice the key passage

- ☐ Key Passage Marker
- ☐ Key Passage Poster
- ☐ “The Fruit (Galatians 5:22-23)” song
- ☐ “Key Passage” printable, 1 copy on cardstock
- ☐ small brown paper bag

Learn the Big Picture

Question

- ☐ Big Picture Question Poster

Missions moment

- ☐ “C.W. Pruitt Photo” printable



LOVE

Snack and talk

- ☐ hand sanitizer (optional)
- ☐ Bible Story Picture Poster
- ☐ Big Picture Question Poster

Draw people we can tell about Jesus

- ☐ large piece of butcher paper
- ☐ painter’s tape



LIVE

Pass the ice cream

- ☐ small plastic ball
- ☐ tape
- ☐ cone-shaped party hats with straps removed (optional)

Cut straws in a sensory bin

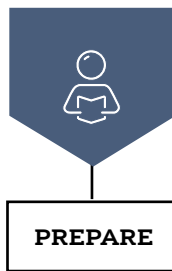
- ☐ package of straws
- ☐ plastic bin

Paint with chopsticks

- ☐ plastic tablecloth
- ☐ painting smocks
- ☐ cotton balls
- ☐ different colors of washable paint
- ☐ paper plates
- ☐ chopsticks or craft sticks, 1 pair per child
- ☐ heavyweight paper, 1 sheet per child

Transition

- ☐ “How Many All Together?” activity page, 1 per child
- ☐ “The Fruit (Galatians 5:22-23)” song
- ☐ Big Picture Cards for Families



YOUR HEART TO TEACH

GATHER Supplies

Keep these items on hand for each session: Allergy Alert, Bibles, construction paper, copy paper, washable markers, crayons, scissors (adult use), blunt-tipped scissors, glue sticks, glue, blocks, baby dolls, play dough, world map or globe, snack food, paper cups, and napkins.



WELCOME

Welcome

- ☐ “The Fruit (Galatians 5:22-23)” song

Activity Page

- ☐ “Follow the Wind” activity page, 1 per child

Make a strong wind

- ☐ shoebox or small plastic container
- ☐ straws, 1 per child
- ☐ cotton balls

Transition

- ☐ countdown video (optional)



LEARN

Introduce the Bible story

- ☐ flashlight with batteries

Learn about the Bible

- ☐ bookmark
- ☐ Giant Timeline or Small Group Timeline

Tell the Bible story

- ☐ Bible Story Picture Poster
- ☐ “The Holy Spirit Came” video (optional)
- ☐ storytelling tips props (optional)

Practice the key passage

- ☐ Key Passage Marker
- ☐ Key Passage Poster
- ☐ “The Fruit (Galatians 5:22-23)” song
- ☐ index cards or butcher paper
- ☐ painter’s tape
- ☐ flashlight

Learn the Big Picture

Question

- ☐ Big Picture Question Poster

Missions moment

- ☐ “C.W. Pruitt Photo” printable



LOVE

Snack and talk

- ☐ hand sanitizer (optional)
- ☐ Bible Story Picture Poster
- ☐ Big Picture Question Poster

Create a fire painting

- ☐ plastic tablecloth
- ☐ smocks
- ☐ white cardstock, 1 per child
- ☐ permanent marker
- ☐ washable paint- red, orange, and yellow
- ☐ plastic forks, 1 per child



LIVE

Play a language matching game

- ☐ “Say ‘Hello’ Matching Game” printable, 1 copy

Pass the parcel

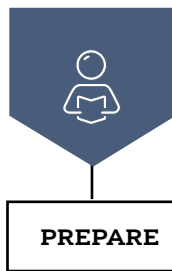
- ☐ bag of treats, 1 treat per child
- ☐ wrapping paper
- ☐ clear tape
- ☐ device that plays music
- ☐ “The Fruit (Galatians 5:22-23)” song (optional)

Decorate a friendship quilt

- ☐ construction paper cut into squares
- ☐ stickers
- ☐ hole punch
- ☐ yarn

Transition

- ☐ “Follow the Wind” activity page, 1 per child
- ☐ “The Fruit (Galatians 5:22-23)” song
- ☐ Big Picture Cards for Families



YOUR HEART TO TEACH

GATHER Supplies

Keep these items on hand for each session: Allergy Alert, Bibles, construction paper, copy paper, washable markers, crayons, scissors (adult use), blunt-tipped scissors, glue sticks, glue, blocks, baby dolls, play dough, world map or globe, snack food, paper cups, and napkins.



WELCOME

Welcome

- ☐ “The Fruit (Galatians 5:22-23)” song

Activity Page

- ☐ “Draw the Fruit” activity page, 1 per child

Make a necklace

- ☐ O-shaped fruit cereal
- ☐ yarn
- ☐ tape

Transition

- ☐ countdown video (optional)



LEARN

Introduce the Bible story

- ☐ cake mix

Learn about the Bible

- ☐ bookmark
- ☐ Giant Timeline or Small Group Timeline

Tell the Bible story

- ☐ Bible Story Picture Poster
- ☐ “The Holy Spirit Changes Us” video (optional)
- ☐ storytelling tips props (optional)

Practice the key passage

- ☐ Key Passage Marker
- ☐ Key Passage Poster
- ☐ “The Fruit (Galatians 5:22-23)” song

Learn the Big Picture

Question

- ☐ Big Picture Question Poster

Missions moment

- ☐ “C.W. Pruitt Photo” printable



LOVE

Snack and talk

- ☐ hand sanitizer (optional)
- ☐ Bible Story Picture Poster
- ☐ Big Picture Question Poster

Stamp with apples

- ☐ Key Passage Poster, 1 copy per child
- ☐ apples, several
- ☐ knife
- ☐ cutting board
- ☐ paper towels
- ☐ washable ink pads
- ☐ smocks



LIVE

Write letters to classmates

- ☐ small brown paper bags, 1 per child
- ☐ envelopes

Experiment with milk

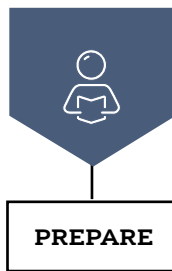
- ☐ milk
- ☐ measuring cup
- ☐ pie pan or shallow container
- ☐ food color
- ☐ cotton balls
- ☐ blue-colored dish soap

Stack it

- ☐ shoeboxes, plastic bins or any other building materials

Transition

- ☐ “Draw the Fruit” activity page, 1 per child
- ☐ “The Fruit (Galatians 5:22-23)” song
- ☐ Big Picture Cards for Families



YOUR HEART TO TEACH

GATHER Supplies

Keep these items on hand for each session: Allergy Alert, Bibles, construction paper, copy paper, washable markers, crayons, scissors (adult use), blunt-tipped scissors, glue sticks, glue, blocks, baby dolls, play dough, world map or globe, snack food, paper cups, and napkins.



WELCOME

Welcome

- ☐ “How Can They Believe (Romans 10:14)” song

Activity Page

- ☐ “So Many Languages” activity page, 1 per child

Work puzzles about

Jesus

- ☐ puzzles depicting Jesus
- ☐ previous Bible story Picture Posters depicting the life of Jesus (optional)
- ☐ gift bag (optional)

Transition

- ☐ countdown video (optional)



LEARN

Introduce the Bible story

- ☐ smart phone or tablet

Learn about the Bible

- ☐ bookmark
- ☐ Giant Timeline or Small Group Timeline

Tell the Bible story

- ☐ Bible Story Picture Poster
- ☐ “Peter Preached in Jerusalem” video (optional)
- ☐ storytelling tips props (optional)

Practice the key passage

- ☐ Key Passage Marker
- ☐ Key Passage Poster
- ☐ “How Can They Believe (Romans 10:14)” song

Learn the Big Picture

Question

- ☐ Big Picture Question Poster

Missions moment

- ☐ “The White Family in Guatemala” missions video



LOVE

Snack and talk

- ☐ hand sanitizer (optional)
- ☐ Bible Story Picture Poster
- ☐ Big Picture Question Poster

Explore Bibles

- ☐ several Bibles
- ☐ different-colored paper
- ☐ gift bag



LIVE

Draw and dunk

- ☐ plastic tablecloth
- ☐ heavy paper
- ☐ shallow tub of water
- ☐ paper towels
- ☐ spray bottle with water (optional)

Serve each other

- ☐ toy dishes
- ☐ toy food
- ☐ plastic vase
- ☐ artificial flowers
- ☐ placemats
- ☐ music
- ☐ “How Can They Believe (Romans 10:14)” song (optional)

Glue feathers

- ☐ “Quetzal” printable
- ☐ crepe paper strips

Transition

- ☐ “So Many Languages” activity page, 1 per child
- ☐ “How Can They Believe (Romans 10:14)” song
- ☐ Big Picture Cards for Families



YOUR HEART TO TEACH

GATHER Supplies

Keep these items on hand for each session: Allergy Alert, Bibles, construction paper, copy paper, washable markers, crayons, scissors (adult use), blunt-tipped scissors, glue sticks, glue, blocks, baby dolls, play dough, world map or globe, snack food, paper cups, and napkins.



WELCOME

Welcome

- ☐ “How Can They Believe (Romans 10:14)” song

Activity Page

- ☐ “Walk, Leap, and Praise” activity page, 1 per child

Draw with metallic colors

- ☐ metallic colored crayons and markers

Transition

- ☐ countdown video (optional)



LEARN

Learn about the Bible

- ☐ bookmark
- ☐ Giant Timeline or Small Group Timeline

Tell the Bible story

- ☐ Bible Story Picture Poster
- ☐ “Peter Healed a Man” video (optional)
- ☐ storytelling tips props (optional)

Practice the key passage

- ☐ Key Passage Marker
- ☐ Key Passage Poster
- ☐ “How Can They Believe (Romans 10:14)” song
- ☐ elastic bandage wrap
- ☐ permanent marker

Learn the Big Picture

Question

- ☐ Big Picture Question Poster

Missions moment

- ☐ “White Family Photos” printable



LOVE

Snack and talk

- ☐ hand sanitizer (optional)
- ☐ Bible Story Picture Poster
- ☐ Big Picture Question Poster

Fill a giveaway bag

- ☐ quart-sized ziplock bags
- ☐ giveaway items (small water bottles, new socks, granola bars, gospel tracts)



LIVE

Spin and move

- ☐ “Spin and Move” printable, 1 per child printed on cardstock
- ☐ metal brad fasteners

Make a shaker

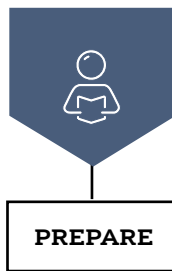
- ☐ small paper plates
- ☐ dried beans or lentils
- ☐ stapler
- ☐ decorative tape
- ☐ “How Can They Believe (Romans 10:14)” song (optional)

Weave a tapestry

- ☐ 8½-by-11-inch cardboard rectangular pieces, 1 per child
- ☐ different-colored paper strips, ribbons, yarn, string, or twine
- ☐ painter’s tape

Transition

- ☐ “Walk, Leap, and Praise” activity page, 1 per child
- ☐ “How Can They Believe (Romans 10:14)” song
- ☐ Big Picture Cards for Families



YOUR HEART TO TEACH

GATHER Supplies

Keep these items on hand for each session: Allergy Alert, Bibles, construction paper, copy paper, washable markers, crayons, scissors (adult use), blunt-tipped scissors, glue sticks, glue, blocks, baby dolls, play dough, world map or globe, snack food, paper cups, and napkins.



WELCOME

Welcome

- ☐ “How Can They Believe (Romans 10:14)” song

Activity Page

- ☐ “Peter Preached” activity page, 1 per child

Decorate a telling tube

- ☐ cardboard tubes
- ☐ cardstock (optional)
- ☐ decorative tape

Transition

- ☐ countdown video (optional)



LEARN

Introduce the Bible story

- ☐ interlocking blocks
- ☐ gift bag

Learn about the Bible

- ☐ bookmark
- ☐ Giant Timeline or Small Group Timeline

Tell the Bible story

- ☐ Bible Story Picture Poster
- ☐ “Peter Continued to Preach” video (optional)
- ☐ storytelling tips props (optional)

Practice the key passage

- ☐ Key Passage Marker
- ☐ Key Passage Poster
- ☐ “How Can They Believe (Romans 10:14)” song

Learn the Big Picture

Question

- ☐ Big Picture Question Poster

Missions moment

- ☐ “Telling Guatemalans About the King of Kings” missions video



LOVE

Snack and talk

- ☐ hand sanitizer (optional)
- ☐ Bible Story Picture Poster
- ☐ Big Picture Question Poster

Design a cross

- ☐ heavy paper
- ☐ tacky glue
- ☐ jumbo craft sticks
- ☐ regular-sized craft sticks
- ☐ buttons, mosaic tiles, jewels, or beads



LIVE

Lace story cards

- ☐ “Peter Preached Lacing Cards” printable, 1 for every 2 children
- ☐ shoelaces
- ☐ holepunch

Draw on dry erase boards

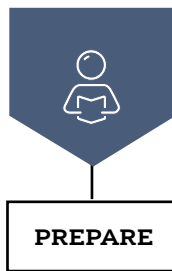
- ☐ gallon-sized ziplock bags
- ☐ cardboard pieces cut to fit inside bags
- ☐ dry erase boards (optional)
- ☐ dry erase markers and erasers
- ☐ index cards

Color and peel

- ☐ white heavyweight paper, 1 per child
- ☐ water in small bowls
- ☐ painter's tape
- ☐ different-colored chalk

Transition

- ☐ “Peter Preached” activity page, 1 per child
- ☐ “How Can They Believe (Romans 10:14)” song
- ☐ Big Picture Cards for Families



YOUR HEART TO TEACH

GATHER Supplies

Keep these items on hand for each session: Allergy Alert, Bibles, construction paper, copy paper, washable markers, crayons, scissors (adult use), blunt-tipped scissors, glue sticks, glue, blocks, baby dolls, play dough, world map or globe, snack food, paper cups, and napkins.



WELCOME

Welcome

- ☐ “How Can They Believe (Romans 10:14)” song

Activity Page

- ☐ “Sin Is Serious” activity page, 1 per child

Do life together

- ☐ toy vehicles
- ☐ tape
- ☐ paper bags
- ☐ toy animals

Transition

- ☐ countdown video (optional)



LEARN

Introduce the Bible story

- ☐ baby doll or toy food

Learn about the Bible

- ☐ bookmark
- ☐ Giant Timeline or Small Group Timeline

Tell the Bible story

- ☐ Bible Story Picture Poster
- ☐ “Peter Confronted Sin” video (optional)
- ☐ storytelling tips props (optional)

Practice the key passage

- ☐ Key Passage Marker
- ☐ Key Passage Poster
- ☐ “How Can They Believe (Romans 10:14)” song
- ☐ gift bag
- ☐ envelopes

Learn the Big Picture

Question

- ☐ Big Picture Question Poster

Missions moment

- ☐ “White Family Photos” printable.



LOVE

Snack and talk

- ☐ hand sanitizer (optional)
- ☐ Bible Story Picture Poster
- ☐ Big Picture Question Poster

Make a truth puppet

- ☐ paper bags
- ☐ google eyes
- ☐ yarn
- ☐ fabric strips
- ☐ “How Can They Believe (Romans 10:14)” song (optional)



LIVE

Play out money exchanges

- ☐ purses
- ☐ wallets
- ☐ billfolds
- ☐ inactive gift cards or key cards

Design a landscape mural

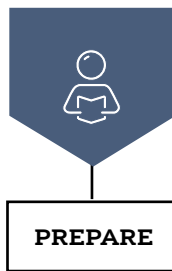
- ☐ long roll of paper
- ☐ tape
- ☐ “Landscape Pictures” printable, 1 copy per child
- ☐ travel brochures or magazines (optional)

Paint a pineapple

- ☐ “Pineapple Template” printable, 1 per child
- ☐ plastic tablecloth
- ☐ bubble wrap pieces
- ☐ washable paint
- ☐ paintbrushes or paint sponges
- ☐ paper plates

Transition

- ☐ “Sin Is Serious” activity page, 1 per child
- ☐ “How Can They Believe (Romans 10:14)” song
- ☐ Big Picture Cards for Families



YOUR HEART TO TEACH

GATHER Supplies

Keep these items on hand for each session: Allergy Alert, Bibles, construction paper, copy paper, washable markers, crayons, scissors (adult use), blunt-tipped scissors, glue sticks, glue, blocks, baby dolls, play dough, world map or globe, snack food, paper cups, and napkins.



WELCOME

Welcome

- ☐ “How Can They Believe (Romans 10:14)” song

Activity Page

- ☐ “Tell Somebody!” activity page, 1 per child

Design a Bible bookmark

- ☐ cardstock
- ☐ holepunch
- ☐ narrow ribbon
- ☐ fine-tipped markers
- ☐ washable stamp pads
- ☐ wet wipes

Transition

- ☐ countdown video (optional)



LEARN

Learn about the Bible

- ☐ bookmark
- ☐ Giant Timeline or Small Group Timeline

Tell the Bible story

- ☐ Bible Story Picture Poster
- ☐ “We Are to Tell Others about Jesus” video (optional)
- ☐ storytelling tips props (optional)

Practice the key passage

- ☐ Key Passage Marker
- ☐ Key Passage Poster
- ☐ “How Can They Believe (Romans 10:14)” song

Learn the Big Picture

Question

- ☐ Big Picture Question Poster

Missions moment

- ☐ “Visiting People in the Villages” missions video



LOVE

Snack and talk

- ☐ hand sanitizer (optional)
- ☐ Bible Story Picture Poster
- ☐ Big Picture Question Poster



LIVE

Explore communication devices

- ☐ cups
- ☐ string
- ☐ tape
- ☐ walkie talkies (optional)

Design a tract

- ☐ “Romans 10:9-10 Labels” printable on adhesive address labels
- ☐ index cards

Make a volcano

sensory bag

- ☐ sandwich-size ziplock bags, 1 per child
- ☐ yellow and red washable paint
- ☐ brown construction paper
- ☐ double-sided tape
- ☐ washi or painter’s tape

Transition

- ☐ “Tell Somebody!” activity page, 1 per child
- ☐ “How Can They Believe (Romans 10:14)” song
- ☐ Big Picture Cards for Families