



PREPARE

PRIOR TO TEACHING THE SESSION

GATHER Supplies

Keep a regular supply of the following items available at all times: Bibles, pens or pencils, markers, crayons, colored pencils, scissors, glue or tape, paper.



WELCOME

Activity Page

- ☐ “It’s All about Jesus” activity page

Session Starter (Option 2)

- ☐ inflated balloon
- ☐ piece of wool
- ☐ paper plate
- ☐ canister of pepper



LEARN

Introduce the Session

- ☐ countdown video

Big Picture Question

- ☐ Big Picture Question Poster

Review the Timeline

- ☐ Giant Timeline

Tell the Bible Story

- ☐ “Jesus Appeared to the Disciples” video
- ☐ Bible Story Picture Poster

Questions from Kids

- ☐ “Unit 28, Session 1” questions from kids video

Missions Moment

- ☐ “Send City Denver” missions video
- ☐ map of the United States

Key Passage Activity

- ☐ Key Passage Poster
- ☐ “This Is Eternal Life (John 17:3)” song
- ☐ worship song of your choice (optional)
- ☐ large sheet of paper
- ☐ fly swatter or spatula
- ☐ stopwatch or timer



LOVE

Review & Bible Skills

- ☐ Small Group Timeline and Map Set
- ☐ world map



LIVE

Activity Choice (Option 1)

- ☐ white paper or white socks

Activity Choice (Option 2)

- ☐ Big Picture Question Poster
- ☐ magnifying glasses, 4

Journal and Prayer

- ☐ Journal Page
- ☐ “Many Witnesses” activity page



PRIOR TO TEACHING THE SESSION

GATHER Supplies

Keep a regular supply of the following items available at all times: Bibles, pens or pencils, markers, crayons, colored pencils, scissors, glue or tape, paper.



Activity Page

- ☐ “Spell It Out” activity page

Session Starter (Option 2)

- ☐ cooked spaghetti
- ☐ cardboard box
- ☐ dried apricots
- ☐ bowls, 2



Introduce the Session

- ☐ countdown video

Big Picture Question

- ☐ Big Picture Question Poster

Review the Timeline

- ☐ Giant Timeline

Tell the Bible Story

- ☐ “Jesus Appeared to Thomas” video
- ☐ Bible Story Picture Poster

Questions from Kids

- ☐ “Unit 28, Session 2” questions from kids video

Missions Moment

- ☐ “Cook Family Photo” printable

Key Passage Activity

- ☐ Key Passage Poster
- ☐ “This Is Eternal Life (John 17:3)” song
- ☐ worship song of your choice (optional)
- ☐ sticky notes, 1 per kid



Review & Bible skills

- ☐ Small Group Timeline and Map Set
- ☐ world map



Activity Choice (Option 1)

- ☐ dry erase board
- ☐ dry erase marker

Activity Choice (Option 2)

- ☐ Big Picture Question Poster
- ☐ index cards, 1 per pair

Journal and Prayer

- ☐ Journal Page
- ☐ “Live by Faith” activity page



PRIOR TO TEACHING THE SESSION

GATHER Supplies

Keep a regular supply of the following items available at all times: Bibles, pens or pencils, markers, crayons, colored pencils, scissors, glue or tape, paper.



Activity Page

- ☐ "Find the Fish" activity page

Session Starter (Option 2)

- ☐ dull or dirty pennies, 1 per kid
- ☐ cups, 1 per kid
- ☐ vinegar
- ☐ salt canister
- ☐ spoons, 1 per kid
- ☐ paper towels



Introduce the Session

- ☐ countdown video

Big Picture Question

- ☐ Big Picture Question Poster

Review the Timeline

- ☐ Giant Timeline

Tell the Bible Story

- ☐ "Jesus Forgave Peter" video
- ☐ Bible Story Picture Poster
- ☐ beach towels, cardboard boxes (optional)

Questions from Kids

- ☐ "Unit 28, Session 3" questions from kids video

Missions Moment

- ☐ "The Need for Churches in Denver" missions video
- ☐ "Phillips Family Photo" printable

Key Passage Activity

- ☐ Key Passage Poster
- ☐ "This Is Eternal Life (John 17:3)" song
- ☐ worship song of your choice (optional)



Review & Bible skills

- ☐ Small Group Timeline and Map Set
- ☐ world map



Activity Choice (Option 1)

- ☐ paper towels, 1 per kid
- ☐ watercolor paints, 1 per kid
- ☐ paintbrushes, 1 per kid
- ☐ black construction papers, 1 per kid
- ☐ water

Activity Choice (Option 2)

- ☐ Big Picture Question Poster

Journal and Prayer

- ☐ Journal Page
- ☐ "Forgiveness" activity page



PRIOR TO TEACHING THE SESSION

GATHER Supplies

Keep a regular supply of the following items available at all times: Bibles, pens or pencils, markers, crayons, colored pencils, scissors, glue or tape, paper.



Activity Page

- ☐ "What's Different?" activity page

Session Starter (Option 2)

- ☐ dry erase board
- ☐ dry erase marker



Introduce the Session

- ☐ countdown video

Big Picture Question

- ☐ Big Picture Question Poster

Review the Timeline

- ☐ Giant Timeline

Tell the Bible Story

- ☐ "God Wants Us to Know Him" video
- ☐ Bible Story Picture Poster
- ☐ dry erase board and marker (optional)

Questions from Kids

- ☐ "Unit 28, Session 4" questions from kids video

Missions Moment

- ☐ "Dubale Family Photo" printable

Key Passage Activity

- ☐ Key Passage Poster
- ☐ "This Is Eternal Life (John 17:3)" song
- ☐ worship song of your choice (optional)
- ☐ non-slip rubber bases or welcome mats, 4



Review & Bible skills

- ☐ Small Group Timeline and Map Set
- ☐ world map



Activity Choice (Option 1)

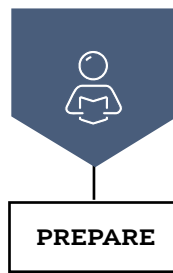
- ☐ "Map It" printable, 1 per kid

Activity Choice (Option 2)

- ☐ Big Picture Question Poster
- ☐ index cards, 1 per kid

Journal and Prayer

- ☐ Journal Page
- ☐ "Crossword Review" activity page



PRIOR TO TEACHING THE SESSION

GATHER Supplies

Keep a regular supply of the following items available at all times: Bibles, pens or pencils, markers, crayons, colored pencils, scissors, glue or tape, paper.



WELCOME

Activity Page

- ☐ “Get the Job Done” activity page

Session Starter (Option 1)

- ☐ clipboards, 1 per kid

Session Starter (Option 2)

- ☐ index cards, 1 per kid



LEARN

Introduce the Session

- ☐ countdown video

Big Picture Question

- ☐ Big Picture Question Poster

Review the Timeline

- ☐ Giant Timeline

Tell the Bible Story

- ☐ “Jesus Gave His Followers a Mission” video
- ☐ Bible Story Picture Poster

Questions from Kids

- ☐ “Unit 29, Session 1” questions from kids video

Missions Moment

- ☐ “Life and Legacy of C.W. Pruitt” missions video
- ☐ world map

Key Passage Activity

- ☐ Key Passage Poster
- ☐ “The Fruit of the Spirit (Galatians 5:22-23)” song
- ☐ worship song of your choice (optional)
- ☐ cardstock, 1 per group



LOVE

Review & Bible skills

- ☐ Small Group Timeline and Map Set
- ☐ world map



LIVE

Activity Choice (Option 1)

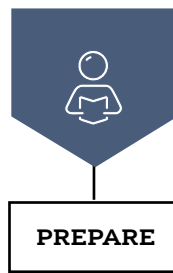
- ☐ “Panda Notebook” printables, 1 per kid
- ☐ lined notebook paper, 5–10 sheets per kid

Activity Choice (Option 2)

- ☐ Big Picture Question Poster
- ☐ dry erase board and marker

Journal and Prayer

- ☐ Journal Page
- ☐ “Fill in the Story” activity page



PRIOR TO TEACHING THE SESSION

GATHER Supplies

Keep a regular supply of the following items available at all times: Bibles, pens or pencils, markers, crayons, colored pencils, scissors, glue or tape, paper.



Activity Page

- ☐ “Who Are the Twelve?” activity page

Session Starter (Option 2)

- ☐ small traffic cones, 10-15
- ☐ timer



Introduce the Session

- ☐ countdown video

Big Picture Question

- ☐ Big Picture Question Poster

Review the Timeline

- ☐ Giant Timeline

Tell the Bible Story

- ☐ “The Disciples Replaced Judas” video
- ☐ Bible Story Picture Poster

Questions from Kids

- ☐ “Unit 29, Session 2” questions from kids video

Missions Moment

- ☐ “Cicero Washington Pruitt Photo” printable
- ☐ world map

Key Passage Activity

- ☐ Key Passage Poster
- ☐ “The Fruit of the Spirit (Galatians 5:22-23)” song
- ☐ worship song of your choice (optional)
- ☐ index card set. 1 per group



Review & Bible skills

- ☐ Small Group Timeline and Map Set
- ☐ world map



Activity Choice (Option 1)

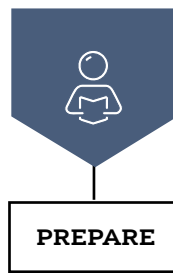
- ☐ chopsticks, 1 per kid
- ☐ candy-coated chocolate pieces, grains of rice, or marshmallows; 8-10 per group

Activity Choice (Option 2)

- ☐ Big Picture Question Poster
- ☐ index cards, 1 per kid
- ☐ dry erase board and marker

Journal and Prayer

- ☐ Journal Page
- ☐ “Illustrate It!” activity page



PRIOR TO TEACHING THE SESSION

GATHER Supplies

Keep a regular supply of the following items available at all times: Bibles, pens or pencils, markers, crayons, colored pencils, scissors, glue or tape, paper.



Activity Page

- ☐ “Decode the Language” activity page

Session Starter (Option 1)

- ☐ electronic device with internet capabilities

Session Starter (Option 2)

- ☐ plastic cups, 10 per group
- ☐ balloons or hand held fans, 1 per kid



Introduce the Session

- ☐ countdown video

Big Picture Question

- ☐ Big Picture Question Poster

Review the Timeline

- ☐ Giant Timeline

Tell the Bible Story

- ☐ “The Holy Spirit Came” video
- ☐ Bible Story Picture Poster

Questions from Kids

- ☐ “Unit 29, Session 3” questions from kids video

Missions Moment

- ☐ “C.W. and Anna Pruitt Photo” printable
- ☐ world map

Key Passage Activity

- ☐ Key Passage Poster
- ☐ “The Fruit of the Spirit (Galatians 5:22-23)” song
- ☐ worship song of your choice (optional)
- ☐ dry erase boards, 1 per team
- ☐ erasers or paper towels, 1 per team



Review & Bible skills

- ☐ Small Group Timeline and Map Set
- ☐ world map



Activity Choice (Option 1)

- ☐ building blocks
- ☐ cardboard tubes
- ☐ dominoes
- ☐ marshmallows
- ☐ interlocking bricks
- ☐ building tiles

Activity Choice (Option 2)

- ☐ Big Picture Question Poster
- ☐ objects for obstacle course
- ☐ blindfolds, 1 per kid

Journal and Prayer

- ☐ Journal Page
- ☐ “Get to Know the Holy Spirit” activity page



PRIOR TO TEACHING THE SESSION

GATHER Supplies

Keep a regular supply of the following items available at all times: Bibles, pens or pencils, markers, crayons, colored pencils, scissors, glue or tape, paper.



Activity Page

- ☐ “Galatians Word Search” activity page

Session Starter (Option 2)

- ☐ mirrors, 1 or 2 per table



Introduce the Session

- ☐ countdown video

Big Picture Question

- ☐ Big Picture Question Poster

Review the Timeline

- ☐ Giant Timeline

Tell the Bible Story

- ☐ “The Holy Spirit Changes Us” video
- ☐ Bible Story Picture Poster

Questions from Kids

- ☐ “Unit 29, Session 4” questions from kids video

Missions Moment

- ☐ “C.W. Pruitt and North China Training School Photo” printable

Key Passage Activity

- ☐ Key Passage Poster
- ☐ “The Fruit of the Spirit (Galatians 5:22-23)” song
- ☐ worship song of your choice (optional)
- ☐ dry erase boards and markers, 2



Review & Bible skills

- ☐ Small Group Timeline and Map Set
- ☐ world map



Activity Choice (Option 1)

- ☐ note cards, 1 per kid
- ☐ dry erase board (optional)

Activity Choice (Option 2)

- ☐ Big Picture Question Poster
- ☐ apples
- ☐ oranges
- ☐ bananas
- ☐ lemons
- ☐ raspberries
- ☐ strawberries
- ☐ watermelon
- ☐ paper plates, 1 per kid
- ☐ plastic fork

Journal and Prayer

- ☐ Journal Page
- ☐ “Live It Out” activity page



PRIOR TO TEACHING THE SESSION

GATHER Supplies

Keep a regular supply of the following items available at all times: Bibles, pens or pencils, markers, crayons, colored pencils, scissors, glue or tape, paper.



WELCOME

Activity Page

- ☐ “What Is the Answer?” activity page

Session Starter (Option 2)

- ☐ paper cups, 3 per group
- ☐ construction paper
- ☐ flashlights, 1 per kid



LEARN

Introduce the Session

- ☐ countdown video

Big Picture Question

- ☐ Big Picture Question Poster

Review the Timeline

- ☐ Giant Timeline

Tell the Bible Story

- ☐ “Peter Preached in Jerusalem” video
- ☐ Bible Story Picture Poster

Questions from Kids

- ☐ “Unit 30, Session 1” questions from kids video

Missions Moment

- ☐ “The White Family in Guatemala” missions video
- ☐ world map

Key Passage Activity

- ☐ Key Passage Poster
- ☐ “How, Then (Romans 10:14)” song
- ☐ worship song of your choice (optional)



LOVE

Review & Bible skills

- ☐ Small Group Timeline and Map Set
- ☐ world map



LIVE

Activity Choice (Option 1)

- ☐ craft sticks, 4 per kid
- ☐ strips of yarn, 5-6 per kid
- ☐ hot glue gun
- ☐ strips of ribbon, 8-10 per kid

Journal and Prayer

- ☐ Journal Page
- ☐ “What Do You Remember?” activity page



PRIOR TO TEACHING THE SESSION

GATHER Supplies

Keep a regular supply of the following items available at all times: Bibles, pens or pencils, markers, crayons, colored pencils, scissors, glue or tape, paper.



WELCOME

Activity Page

- ☐ “Who’s Got the Power?” activity page

Session Starter (Option 1)

- ☐ straws or strips of construction paper in 5 different colors, 1 per kid
- ☐ cup

Session Starter (Option 2)

- ☐ magnets, 1 per kid
- ☐ thin paper plates, 1 per kid
- ☐ metal paper clips, 1 per kid
- ☐ washable paint
- ☐ plastic tablecloths
- ☐ smocks, 1 per kid (optional)



LEARN

Introduce the Session

- ☐ countdown video

Big Picture Question

- ☐ Big Picture Question Poster

Review the Timeline

- ☐ Giant Timeline

Tell the Bible Story

- ☐ “Peter Healed a Man” video
- ☐ Bible Story Picture Poster

Questions from Kids

- ☐ “Unit 30, Session 2” questions from kids video

Missions Moment

- ☐ “White Family Photo” printable

Key Passage Activity

- ☐ Key Passage Poster
- ☐ “How, Then (Romans 10:14)” song
- ☐ worship song of your choice (optional)
- ☐ paper plates, 5 or 6 per group
- ☐ beanbags, 1 per group



LOVE

Review & Bible skills

- ☐ Small Group Timeline and Map Set
- ☐ world map



LIVE

Activity Choice (Option 1)

- ☐ “Queztal Bird Photo” printable
- ☐ small green pom-poms, 1 per kid
- ☐ large red pom-poms, 1 per kid
- ☐ green feathers, 2-3 per kid
- ☐ yellow felt, 1 per kid
- ☐ googly eyes, 2 per kid
- ☐ craft sticks, 1 per kid

Activity Choice (Option 2)

- ☐ Big Picture Question Poster
- ☐ dry erase board and marker

Journal and Prayer

- ☐ Journal Page
- ☐ “Complete the Prompts” activity page



PRIOR TO TEACHING THE SESSION

GATHER Supplies

Keep a regular supply of the following items available at all times: Bibles, pens or pencils, markers, crayons, colored pencils, scissors, glue or tape, paper.



Activity Page

- ☐ “Share It!” activity page

Session Starter (Option 2)

- ☐ dominoes or wooden blocks



Introduce the Session

- ☐ countdown video

Big Picture Question

- ☐ Big Picture Question Poster

Review the Timeline

- ☐ Giant Timeline

Tell the Bible Story

- ☐ “Peter Continued to Preach” video
- ☐ Bible Story Picture Poster

Questions from Kids

- ☐ “Unit 30, Session 3” questions from kids video

Missions Moment

- ☐ “Telling Guatemalans About the King of Kings” missions video

Key Passage Activity

- ☐ Key Passage Poster
- ☐ “How, Then (Romans 10:14)”
- ☐ worship song of your choice (optional)
- ☐ dry erase board
- ☐ dry eraser and marker



Review & Bible skills

- ☐ Small Group Timeline and Map Set
- ☐ world map



Activity Choice (Option 2)

- ☐ poster board

Journal and Prayer

- ☐ Journal Page
- ☐ “Peter Preached” activity page



PRIOR TO TEACHING THE SESSION

GATHER Supplies

Keep a regular supply of the following items available at all times: Bibles, pens or pencils, markers, crayons, colored pencils, scissors, glue or tape, paper.



Activity Page

- ☐ “Greedy or Generous?” activity page



Introduce the Session

- ☐ countdown video

Big Picture Question

- ☐ Big Picture Question Poster

Review the Timeline

- ☐ Giant Timeline

Tell the Bible Story

- ☐ “Peter Confronted Sin” video
- ☐ Bible Story Picture Poster
- ☐ candies, 1 per kid (optional)
- ☐ money (optional)

Questions from Kids

- ☐ “Unit 30, Session 4” questions from kids video

Missions Moment

- ☐ “White Family Photo” printable

Key Passage Activity

- ☐ Key Passage Poster
- ☐ “How, Then (Romans 10:14)”
- ☐ worship song of your choice (optional)
- ☐ index cards, 1 set per team



Review & Bible skills

- ☐ Small Group Timeline and Map Set
- ☐ world map



Activity Choice (Option 1)

- ☐ corn tortillas, 1 per kid
- ☐ cooked chicken
- ☐ cooked rice
- ☐ cooked beans
- ☐ paper plates
- ☐ napkins
- ☐ serving spoons or tongs

Journal and Prayer

- ☐ Journal Page
- ☐ “How Can I Show Generosity?” activity page



PRIOR TO TEACHING THE SESSION

GATHER Supplies

Keep a regular supply of the following items available at all times: Bibles, pens or pencils, markers, crayons, colored pencils, scissors, glue or tape, paper.



Activity Page

- ☐ “Sent!” activity page

Session Starter (Option 2)

- ☐ index cards, 24



Introduce the Session

- ☐ countdown video

Big Picture Question

- ☐ Big Picture Question Poster

Review the Timeline

- ☐ Giant Timeline

Tell the Bible Story

- ☐ “We Are to Tell Others about Jesus” video
- ☐ Bible Story Picture Poster

Questions from Kids

- ☐ “Unit 30, Session 5” questions from kids video

Missions Moment

- ☐ “Visiting People in the Villages” missions video

Key Passage Activity

- ☐ Key Passage Poster
- ☐ “How, Then (Romans 10:14)” song
- ☐ worship song of your choice (optional)
- ☐ index cards, 1 per kid



Review & Bible skills

- ☐ Small Group Timeline and Map Set
- ☐ world map



Activity Choice (Option 1)

- ☐ foil tray
- ☐ jar filled $\frac{2}{3}$ with water
- ☐ red food color
- ☐ dish soap
- ☐ baking soda
- ☐ vinegar
- ☐ measuring cup
- ☐ measuring spoons

Activity Choice (Option 2)

- ☐ “The Gospel: God’s Plan for Me” Poster

Journal and Prayer

- ☐ Journal Page
- ☐ “How Can I Share the Good News?” activity page