



PRIOR TO TEACH THE SESSION

## GATHER Supplies

Standard supplies for each session: Bibles (full-size, small, and handheld), Allergy Alert, Big Picture Card, construction paper, tape (clear, duct, and painter's), copy paper, large crayons, scissors (adult use), glue sticks, beanbag, foam or cardboard blocks, play dough, paper cups, napkins, snacks



### BABIES ACTIVITIES

#### Learning activities

- ☐ Bible Story Picture Poster
- ☐ Key Passage Phrase Card

#### Look under cups

- ☐ people figures
- ☐ plastic cup
- ☐ horseshoe-shaped pillows

#### Look at a Bible

- ☐ strips of ribbon
- ☐ various children's Bibles with pictures (1 per baby)
- ☐ Bible story pictures (optional)



### TODDLER ACTIVITIES

#### Learning activities

- ☐ Bible Story Picture Poster

#### Circle time

- ☐ Bible Story Picture Poster
- ☐ Key Passage Phrase Card

#### Make a bone picture

- ☐ white crayons
- ☐ black paper
- ☐ liquid glue
- ☐ small paper plates
- ☐ cotton swab

#### Play with a doll house

- ☐ doll house
- ☐ people figures

#### Make music

- ☐ rice, beans, bells, crayons, or paper clips
- ☐ plastic bottles
- ☐ liquid glue
- ☐ upbeat music
- ☐ electronic device

#### Touch and tell about textures

- ☐ items with different textures (pillow, wooden block, sandpaper, metal bowl, etc.)



### BONUS TEACHING HOUR

#### Transition activity: Make pasta

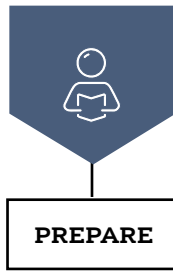
- ☐ colander
- ☐ chenille stems
- ☐ plastic plate

#### Make a megaphone

- ☐ "Megaphone Pattern" printable
- ☐ heavyweight paper
- ☐ stickers

#### Cover a frown

- ☐ paper plates (2 per child)



PRIOR TO TEACH THE SESSION

## GATHER Supplies

Standard supplies for each session: Bibles (full-size, small, and handheld), Allergy Alert, Big Picture Card, construction paper, tape (clear, duct, and painter's), copy paper, large crayons, scissors (adult use), glue sticks, beanbag, foam or cardboard blocks, play dough, paper cups, napkins, snacks



### BABIES ACTIVITIES

#### Learning activities

- ☐ Bible Story Picture Poster
- ☐ Key Passage Phrase Card

#### Look at pictures

- ☐ Bible story picture
- ☐ various board books about Jesus
- ☐ horseshoe-shaped pillows

#### Roll a ball

- ☐ Bible story picture
- ☐ inflated beach ball
- ☐ horseshoe-shaped pillows



### TODDLER ACTIVITIES

#### Learning activities

- ☐ Bible Story Picture Poster

#### Circle time

- ☐ Bible Story Picture Poster
- ☐ Key Passage Phrase Card

#### Move googly eyes

- ☐ permanent marker
- ☐ gallon-sized ziplock bags
- ☐ hair gel
- ☐ googly eyes

#### Look for hidden toys

- ☐ classroom toys
- ☐ box
- ☐ shredded paper

#### Look through binoculars

- ☐ toy binoculars (or tape cardboard tubes together)
- ☐ Bible story picture

#### Unwrap people figures and animals

- ☐ people figures and small plastic animals (1 per child)
- ☐ chenille stems



### BONUS TEACHING HOUR

#### Transition activity: Touch something sticky

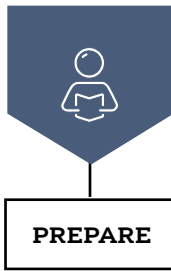
- ☐ clear contact plastic
- ☐ lightweight toys (plastic pit balls, table tennis balls, or plastic rings)

#### Make praise sticks

- ☐ large craft sticks
- ☐ stickers
- ☐ liquid glue (optional)
- ☐ hot glue (optional)
- ☐ curling ribbon
- ☐ worship music
- ☐ electronic device

#### Pull toys out of socks

- ☐ clean tube socks (or pillowcases)
- ☐ small classroom toys



PRIOR TO TEACH THE SESSION

## GATHER Supplies

Standard supplies for each session: Bibles (full-size, small, and handheld), Allergy Alert, Big Picture Card, construction paper, tape (clear, duct, and painter's), copy paper, large crayons, scissors (adult use), glue sticks, beanbag, foam or cardboard blocks, play dough, paper cups, napkins, snacks



### BABIES ACTIVITIES

#### Learning activities

- ☐ Bible Story Picture Poster
- ☐ Key Passage Phrase Card

#### Hug a toy

- ☐ horseshoe-shaped pillows
- ☐ stuffed animal
- ☐ Bible story picture
- ☐ Bible

#### Catch fish

- ☐ horseshoe-shaped pillows
- ☐ bowl
- ☐ plastic spoon
- ☐ plastic fish toys



### TODDLER ACTIVITIES

#### Learning activities

- ☐ Bible Story Picture Poster

#### Circle time

- ☐ Bible Story Picture Poster
- ☐ Key Passage Phrase Card

#### Jump on puddles

- ☐ blue construction paper
- ☐ Bible story picture

#### Toss a net

- ☐ "Fish Shapes" printable
- ☐ colorful heavyweight paper
- ☐ flat bed sheet

#### Find the fish

- ☐ tub
- ☐ water
- ☐ towel
- ☐ dish soap
- ☐ hand mixer (optional)
- ☐ spoon
- ☐ bowl
- ☐ plastic fish or bath toys

#### Make breakfast

- ☐ toy food, dishes, pots, and pans



### BONUS TEACHING HOUR

#### Transition activity: Push craft sticks

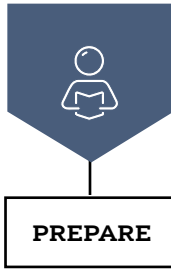
- ☐ cardboard box
- ☐ large craft sticks

#### Play with a flashlight

- ☐ flashlight

#### Pull a heavy load

- ☐ classroom items (such as books and toys)
- ☐ small blanket



PRIOR TO TEACH THE SESSION

## GATHER Supplies

Standard supplies for each session: Bibles (full-size, small, and handheld), Allergy Alert, Big Picture Card, construction paper, tape (clear, duct, and painter's), copy paper, large crayons, scissors (adult use), glue sticks, beanbag, foam or cardboard blocks, play dough, paper cups, napkins, snacks



### BABIES ACTIVITIES

#### Learning activities

- ☐ Bible Story Picture Poster
- ☐ Key Passage Phrase Card

#### Open gift bags

- ☐ various picture Bibles
- ☐ gift bags (1 bag per Bible)
- ☐ tissue paper
- ☐ curling ribbon
- ☐ horseshoe-shaped pillows

#### March around the room

- ☐ worship music
- ☐ electronic device
- ☐ Bible story picture
- ☐ walkers (optional)



### TODDLER ACTIVITIES

#### Learning activities

- ☐ Bible Story Picture Poster

#### Circle time

- ☐ Bible Story Picture Poster
- ☐ Key Passage Phrase Card

#### Find the people figures

- ☐ people figures, 11

#### Play follow-the-leader

- ☐ bell

#### Roll cars

- ☐ poster boards or cardboard pieces
- ☐ toy cars
- ☐ Bible story picture



### BONUS TEACHING HOUR

#### Transition activity: Make a heart

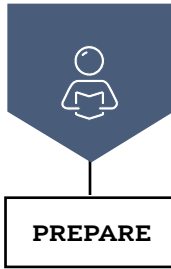
- ☐ dot stickers or dot markers

#### Talk in a toy microphone

- ☐ toy microphone (or paper tube)

#### Balance a beanbag

- ☐ Bible story picture



PRIOR TO TEACH THE SESSION

## GATHER Supplies

Standard supplies for each session: Bibles (full-size, small, and handheld), Allergy Alert, Big Picture Card, construction paper, tape (clear, duct, and painter's), copy paper, large crayons, scissors (adult use), glue sticks, beanbag, foam or cardboard blocks, play dough, paper cups, napkins, snacks



### BABIES ACTIVITIES

#### Learning activities

- ☐ Bible Story Picture Poster
- ☐ Key Passage Phrase Card

#### Discover up and down

- ☐ Bible story picture
- ☐ horseshoe-shaped pillows

#### Peekaboo Jesus loves you

- ☐ Bible story picture
- ☐ large cardboard box
- ☐ ribbons of varying lengths, widths, and textures
- ☐ horseshoe-shaped pillows



### TODDLER ACTIVITIES

#### Learning activities

- ☐ Bible Story Picture Poster

#### Circle time

- ☐ Bible Story Picture Poster
- ☐ Key Passage Phrase Card

#### Create a cloud

- ☐ heavyweight paper
- ☐ cotton balls
- ☐ craft sticks

#### Tell others about Jesus

- ☐ voice amplifiers (microphone, toy megaphone, paper tubes, and so forth)

#### Cloud sorting

- ☐ egg cartons (1 for every few children)
- ☐ cotton balls or large pom-poms
- ☐ spoons or plastic sensory tweezers

#### Match the rainbow

- ☐ poster board
- ☐ colored spring-type clothespins



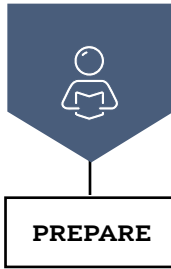
### BONUS TEACHING HOUR

#### Transition activity: Spot the story

- ☐ Bible story picture

#### Spy the pieces

- ☐ Bible story pictures



PRIOR TO TEACH THE SESSION

## GATHER Supplies

Standard supplies for each session: Bibles (full-size, small, and handheld), Allergy Alert, Big Picture Card, construction paper, tape (clear, duct, and painter's), copy paper, large crayons, scissors (adult use), glue sticks, beanbag, foam or cardboard blocks, play dough, paper cups, napkins, snacks



### BABIES ACTIVITIES

#### Learning activities

- ☐ Bible Story Picture Poster
- ☐ Key Passage Phrase Card

#### Working together

- ☐ horseshoe-shaped pillows



### TODDLER ACTIVITIES

#### Learning activities

- ☐ Bible Story Picture Poster

#### Circle time

- ☐ Bible Story Picture Poster
- ☐ Key Passage Phrase Card

#### Watercolor the Christ connection

- ☐ "Work Together" printable
- ☐ heavyweight paper
- ☐ watercolor paints
- ☐ paintbrushes
- ☐ water
- ☐ paper towels
- ☐ painting smocks

#### Make music together

- ☐ instruments
- ☐ worship music
- ☐ electronic device

#### Build together

- ☐ plastic interlocking blocks



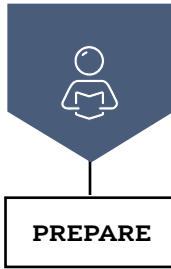
### BONUS TEACHING HOUR

#### Transition activity: Remember the facts

- ☐ Bible times clothing and toys

#### Build a room

- ☐ blocks, plastic interlocking toys, and other building objects



PRIOR TO TEACH THE SESSION

## GATHER Supplies

Standard supplies for each session: Bibles (full-size, small, and handheld), Allergy Alert, Big Picture Card, construction paper, tape (clear, duct, and painter's), copy paper, large crayons, scissors (adult use), glue sticks, beanbag, foam or cardboard blocks, play dough, paper cups, napkins, snacks



### BABIES ACTIVITIES

#### Learning activities

- ☐ Bible Story Picture Poster
- ☐ Key Passage Phrase Card

#### Play with wind

- ☐ room fan (adult use only)
- ☐ ribbons, streamers, or crepe paper

#### Say the sound

- ☐ sound machine with nature-sound options



### TODDLER ACTIVITIES

#### Learning activities

- ☐ Bible Story Picture Poster

#### Circle time

- ☐ Bible Story Picture Poster
- ☐ Key Passage Phrase Card

#### Create a megaphone

- ☐ 8-ounce paper cups
- ☐ hole punch
- ☐ chenille stems
- ☐ stickers

#### Work puzzles

- ☐ wooden puzzles or Bible story pictures (current and past)

#### Match the sounds

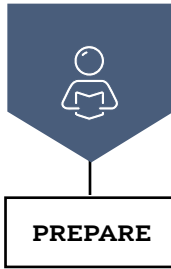
- ☐ nature sounds and corresponding pictures from online



### BONUS TEACHING HOUR

#### Feel the wind

- ☐ blankets or towels



PRIOR TO TEACH THE SESSION

## GATHER Supplies

Standard supplies for each session: Bibles (full-size, small, and handheld), Allergy Alert, Big Picture Card, construction paper, tape (clear, duct, and painter's), copy paper, large crayons, scissors (adult use), glue sticks, beanbag, foam or cardboard blocks, play dough, paper cups, napkins, snacks



### BABIES ACTIVITIES

#### Learning activities

- ☐ Bible Story Picture Poster
- ☐ Key Passage Phrase Card

#### Create a letter

- ☐ various alphabet stamps
- ☐ washable ink pads
- ☐ painting smocks
- ☐ baby wipes

#### Move the letters

- ☐ magnetic baking sheets
- ☐ magnetic alphabet letters
- ☐ horseshoe-shaped pillows



### TODDLER ACTIVITIES

#### Learning activities

- ☐ Bible Story Picture Poster

#### Circle time

- ☐ Bible Story Picture Poster
- ☐ Key Passage Phrase Card

#### Write a letter

- ☐ "About Jesus" printable

#### Stamp and send

- ☐ envelopes
- ☐ stickers
- ☐ box
- ☐ butcher paper
- ☐ box cutter or knife (adult use only)

#### Observe water

- ☐ clear plastic bowls
- ☐ water
- ☐ spoons
- ☐ food color
- ☐ paper towels



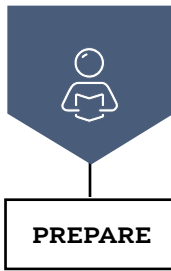
### BONUS TEACHING HOUR

#### Transition activity: See and say

- ☐ Bible story picture

#### Make and deliver cards

- ☐ markers
- ☐ stickers



PRIOR TO TEACH THE SESSION

## GATHER Supplies

Standard supplies for each session: Bibles (full-size, small, and handheld), Allergy Alert, Big Picture Card, construction paper, tape (clear, duct, and painter's), copy paper, large crayons, scissors (adult use), glue sticks, beanbag, foam or cardboard blocks, play dough, paper cups, napkins, snacks



### BABIES ACTIVITIES

#### Learning activities

- ☐ Bible Story Picture Poster
- ☐ Key Passage Phrase Card

#### Say "Jesus"

- ☐ high chairs or horseshoe-shaped pillows

#### Crinkle paper

- ☐ crepe paper
- ☐ wrapping paper
- ☐ tissue paper
- ☐ high chairs



### TODDLER ACTIVITIES

#### Learning activities

- ☐ Bible Story Picture Poster

#### Circle time

- ☐ Bible Story Picture Poster
- ☐ Key Passage Phrase Card

#### Sing and play instruments

- ☐ instruments (shakers, bells, etc.)

#### Play with ice

- ☐ ice cubes
- ☐ plastic spoons
- ☐ bowls, 2
- ☐ paper towels

#### Shake a bottle

- ☐ empty bottles, 2
- ☐ beads
- ☐ rice

#### Find the picture

- ☐ Bible story picture



### BONUS TEACHING HOUR

#### Transition activity: Gather the toys

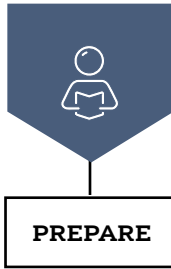
- ☐ small toys (one per child)

#### Share the blocks

- ☐ wooden people figures

#### Play with play dough

- ☐ play dough
- ☐ small rolling pins
- ☐ plastic cookie cutters (people-, cross-, or heart-shaped cookie cutters, if possible)



PRIOR TO TEACH THE SESSION

## GATHER Supplies

Standard supplies for each session: Bibles (full-size, small, and handheld), Allergy Alert, Big Picture Card, construction paper, tape (clear, duct, and painter's), copy paper, large crayons, scissors (adult use), glue sticks, beanbag, foam or cardboard blocks, play dough, paper cups, napkins, snacks



### BABIES ACTIVITIES

#### Learning activities

- ☐ Bible Story Picture Poster
- ☐ Key Passage Phrase Card

#### Feel the silver and gold

- ☐ play coins (or silver and gold crinkle or cellophane paper cut into coin-shaped pieces)
- ☐ ziplock bags
- ☐ hair gel

#### Play with baby dolls

- ☐ plastic baby dolls
- ☐ adhesive bandages in various sizes



### TODDLER ACTIVITIES

#### Learning activities

- ☐ Bible Story Picture Poster

#### Circle time

- ☐ Bible Story Picture Poster
- ☐ Key Passage Phrase Card

#### Decorate shoes

- ☐ crayons or washable markers
- ☐ hole punch, precut string, stickers, or other craft supplies

#### Play doctor

- ☐ baby dolls
- ☐ pretend doctor's kit (including a stethoscope and thermometer)
- ☐ adhesive bandages

#### Playing with puppets

- ☐ three finger puppets (or decorate fabric gloves with googly eyes, yarn, and markers)



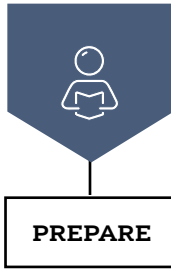
### BONUS TEACHING HOUR

#### Praise God

- ☐ musical instruments
- ☐ ribbons and scarves
- ☐ worship music
- ☐ electronic device

#### Look at money

- ☐ various types of coins
- ☐ ziplock bags
- ☐ magnifying glasses



PRIOR TO TEACH THE SESSION

## GATHER Supplies

Standard supplies for each session: Bibles (full-size, small, and handheld), Allergy Alert, Big Picture Card, construction paper, tape (clear, duct, and painter's), copy paper, large crayons, scissors (adult use), glue sticks, beanbag, foam or cardboard blocks, play dough, paper cups, napkins, snacks



### BABIES ACTIVITIES

#### Learning activities

- ☐ Bible Story Picture Poster
- ☐ Key Passage Phrase Card

#### Look at the Bible story picture

- ☐ Bible story picture
- ☐ unbreakable mirrors (optional)

#### Rescue Peter and John

- ☐ people figures, 2
- ☐ plastic laundry basket
- ☐ horseshoe-shaped pillows



### TODDLER ACTIVITIES

#### Learning activities

- ☐ Bible Story Picture Poster

#### Circle time

- ☐ Bible Story Picture Poster
- ☐ Key Passage Phrase Card

#### Make a megaphone

- ☐ stickers, crayons or markers, and other craft supplies

#### Play happy or mad

- ☐ Bible story picture

#### Say "Jesus loves you"

- ☐ wooden people figures



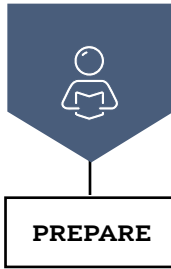
### BONUS TEACHING HOUR

#### Paint rocks

- ☐ medium- to large-size rocks (one per child)
- ☐ washable paints
- ☐ paintbrushes
- ☐ water
- ☐ paper towels
- ☐ painting smocks
- ☐ baby wipes

#### Build a jail

- ☐ people figures, 3 or more



PRIOR TO TEACH THE SESSION

## GATHER Supplies

Standard supplies for each session: Bibles (full-size, small, and handheld), Allergy Alert, Big Picture Card, construction paper, tape (clear, duct, and painter's), copy paper, large crayons, scissors (adult use), glue sticks, beanbag, foam or cardboard blocks, play dough, paper cups, napkins, snacks



### BABIES ACTIVITIES

#### Learning activities

- ☐ Bible Story Picture Poster
- ☐ Key Passage Phrase Card

#### Examine a gift box

- ☐ gift-wrapped boxes (with bows)

#### Look at the food

- ☐ horseshoe-shaped pillows
- ☐ play food



### TODDLER ACTIVITIES

#### Learning activities

- ☐ Bible Story Picture Poster

#### Circle time

- ☐ Bible Story Picture Poster
- ☐ Key Passage Phrase Card

#### Clean the room

- ☐ toys and blocks
- ☐ worship music
- ☐ electronic device

#### Find the gift

- ☐ different size boxes
- ☐ cross cutout
- ☐ wrapping paper

#### Inspect dirt

- ☐ dirt
- ☐ large plastic jar
- ☐ magnifying glasses



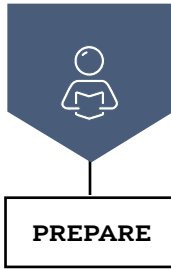
### BONUS TEACHING HOUR

#### Choose and move

- ☐ classroom items that toddlers both like and do not like (blocks, dolls, dress-up clothes, kitchen items, cars, hammers and tools, and so forth)

#### Roll a ball

- ☐ rubber ball



PRIOR TO TEACH THE SESSION

## GATHER Supplies

Standard supplies for each session: Bibles (full-size, small, and handheld), Allergy Alert, Big Picture Card, construction paper, tape (clear, duct, and painter's), copy paper, large crayons, scissors (adult use), glue sticks, beanbag, foam or cardboard blocks, play dough, paper cups, napkins, snacks



### BABIES ACTIVITIES

#### Learning activities

- ☐ Bible Story Picture Poster
- ☐ Key Passage Phrase Card

#### Stick and peel

- ☐ adhesive Velcro®
- ☐ display board
- ☐ horseshoe-shaped pillows
- ☐ thick shoelaces, precut felt feet shapes, or socks

#### Rescue the toy

- ☐ toy animal
- ☐ blanket



### TODDLER ACTIVITIES

#### Learning activities

- ☐ Bible Story Picture Poster

#### Circle time

- ☐ Bible Story Picture Poster
- ☐ Key Passage Phrase Card

#### Look at mail

- ☐ age-appropriate mail

#### Make a texture board

- ☐ sponges, sandpaper, soft cloths, wrapping paper, and other items
- ☐ cardboard



### BONUS TEACHING HOUR

#### Make a card

- ☐ red marker
- ☐ crayons, markers, stickers, or other craft supplies

#### Toss and send

- ☐ baskets