



YOUR HEART TO TEACH

GATHER Supplies

Keep a supply of the following items available during all teaching sessions: Allergy Alert, Bibles, washable markers, crayons, scissors (adult use), blunt-tipped scissors, construction paper, copy paper, glue sticks, glue, tape, baby dolls, blocks, play dough, and a beanbag.



WELCOME



LEARN



LOVE



LIVE



BONUS

Guess what is inside

- Big Picture Question Poster
- Bible Story Picture Poster
- palm branch or robe
- large paper bag (keep to use throughout the unit)

Introduce the Bible story

- palm branch

Review the Bible story

- small donkey figure

Learn and practice the key passage phrase

- Key Passage Phrase Marker
- scarves, 1 per child

Explore rocks

- rocks of various sizes
- nonbreakable magnifying glasses
- small flashlights

Make a path

- large pieces of fabric in various colors and patterns

Make palm branches

- "Key Passage Phrase Label" printable, 1 label per child
- adhesive labels
- large green construction paper, 1 sheet per child
- pencil
- craft sticks, 1 per child

Explore beach trays

- "Brian Harrell Photos" printable
- shallow trays or baking sheets
- salt or sand
- blue construction paper (optional)

Snack and transition

- snacks
- Activity Page, 1 per child
- Big Picture Cards For Families, 1 per child

Say the key passage phrase

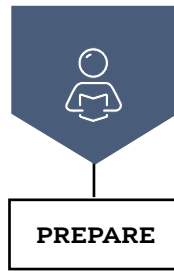
- Key Passage Phrase Marker

Wave scarves

- scarves
- worship songs of your choice

Play with animal figures

- animal figures, including donkeys and horses
- felt or fabric pieces



YOUR HEART TO TEACH

GATHER Supplies

Keep a supply of the following items available during all teaching sessions: Allergy Alert, Bibles, washable markers, crayons, scissors (adult use), blunt-tipped scissors, construction paper, copy paper, glue sticks, glue, tape, baby dolls, blocks, play dough, and a beanbag.



WELCOME

Guess what is inside

- Big Picture Question Poster
- Bible Story Picture Poster
- heart-shaped cookie cutter
- large paper bag (used in previous session; keep to use throughout the unit)



LEARN

Introduce the Bible story

- heart-shaped stickers, 1 per child

Learn and practice the key passage phrase

- Key Passage Phrase Marker



LOVE

Make coin designs

- clear contact plastic
- coins

Make friendship bracelets

- chenille stems
- beads



LIVE

Paint with cookie cutters

- white construction paper
- washable paint
- paper plates
- heart-shaped cookie cutters
- smocks
- plastic tablecloth

Roll a beach ball

- beach ball

Snack and transition

- snacks
- Activity Page, 1 per child
- Big Picture Cards For Families, 1 per child



BONUS

Group time activity

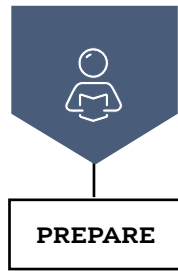
- sticky notes

Build coin towers

- coins

Decorate a mural

- large sheet of paper
- stickers



YOUR HEART TO TEACH

GATHER Supplies

Keep a supply of the following items available during all teaching sessions: Allergy Alert, Bibles, washable markers, crayons, scissors (adult use), blunt-tipped scissors, construction paper, copy paper, glue sticks, glue, tape, baby dolls, blocks, play dough, and a beanbag.



WELCOME



LEARN



LOVE



LIVE



BONUS

Feel inside a bag

- Big Picture Question Poster
- Bible Story Picture Poster
- ziplock bag of mud
- large paper bag (used in previous sessions; keep to use throughout the unit)

Introduce the Bible story

- ribbon
- gift wrap
- gift box
- ziplock bag of mud

Learn and practice the key passage phrase

- Key Passage Phrase Marker

Wash dishes

- large plastic container
- water
- dish soap
- plastic dishes and utensils
- towels
- plastic smocks

Explore fruits and vegetables

- fruits and vegetables such as kiwi, apple, peach, sweet potato, ear of corn, or watermelon
- knife (teacher use only)

Paint with a magnet

- "Key Passage Phrase Label" printable, 1 label per child
- adhesive labels
- small paper plates, 1 per child
- washable paint
- large paper clips
- magnet wands
- smocks

Missions activity

- craft foam pieces
- plastic drinking straws, 1 per child
- sponges, 1 per child
- plastic dishpans half-filled with water
- towels

Snack and transition

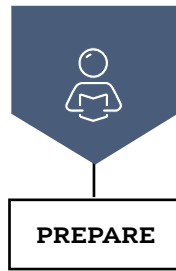
- snacks
- Activity Page, 1 per child
- Big Picture Cards For Families, 1 per child

Clean the classroom

- small broom and dustpan
- spray bottle filled with water
- washcloths
- feather duster

Decorate a trash can

- trash can
- large sheet of paper
- stickers



YOUR HEART TO TEACH

GATHER Supplies

Keep a supply of the following items available during all teaching sessions: Allergy Alert, Bibles, washable markers, crayons, scissors (adult use), blunt-tipped scissors, construction paper, copy paper, glue sticks, glue, tape, baby dolls, blocks, play dough, and a beanbag.



WELCOME

Feel the coins

- Big Picture Question Poster
- Bible Story Picture Poster
- coins
- large paper bag (used in previous sessions; keep to use throughout the unit)



LEARN

Introduce the Bible story

- coins, 1 per child

Learn and practice the key passage phrase

- Key Passage Phrase Marker



LOVE

Play with money

- toy cash register
- calculators
- adding machine tape
- snack-size ziplock bags
- play money

Play a matching game

- "Matching Game Cards" printable, 1 copy



LIVE

Make glitter stones

- "Key Passage Phrase Label" printable, 1 label per child
- adhesive labels
- plastic tablecloth smooth stones, 1 per child
- paper plates, 1 per child
- washable paint
- paintbrushes
- glitter
- smocks

Examine and taste fruit

- fruits such as pineapple, papaya, mango, guava, and banana
- paper plates
- napkins
- knife (adult use only)

Snack and transition

- snacks
- Activity Page, 1 per child
- Big Picture Cards For Families, 1 per child



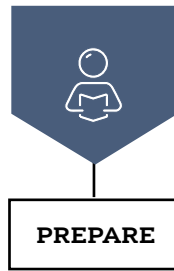
BONUS

Make coin impressions

- small rolling pins
- coins

Dig for coins

- plastic tablecloth
- large plastic container
- play sand
- coins
- small shovels
- sand sifter



YOUR HEART TO TEACH

GATHER Supplies

Keep a supply of the following items available during all teaching sessions: Allergy Alert, Bibles, washable markers, crayons, scissors (adult use), blunt-tipped scissors, construction paper, copy paper, glue sticks, glue, tape, baby dolls, blocks, play dough, and a beanbag.



WELCOME

Feel the Bible and guess

- Big Picture Question Poster
- Bible Story Picture Poster
- small Bible
- large paper bag (used in previous sessions)



LEARN

Introduce the Bible story

- toy microphone

Review the Bible story

- sticky notes

Learn and practice the key passage phrase

- Key Passage Phrase Marker



LOVE

Dress up in Bible times clothing

- Bible times clothing

Build block towers

- sticky notes



LIVE

Make a megaphone

- Key Passage Phrase Marker, 1 per child

Move and freeze

- music of your choice (variety of fast and slow songs)
- device to play music

Snack and transition

- snacks
- Activity Page, 1 per child
- Big Picture Cards For Families, 1 per child



BONUS

Care for family members

- play food
- dishes
- utensils
- baby blankets

Play with people figures

- people figures



YOUR HEART TO TEACH

GATHER Supplies

Keep a supply of the following items available during all teaching sessions: Allergy Alert, Bibles, washable markers, crayons, scissors (adult use), blunt-tipped scissors, construction paper, copy paper, glue sticks, glue, tape, baby dolls, blocks, play dough, and a beanbag.



WELCOME



LEARN



LOVE



LIVE



BONUS

Find footprints

- Big Picture Question Poster
- "Footprints" printable, 1 copy

Introduce the Bible story

- cotton balls
- ziplock bag
- vanilla extract or other scented oil such as lavender essential oil, or peppermint oil

Review the Bible story

- Bible Story Picture Poster

Learn and practice the key passage phrase

- Key Passage Phrase Marker
- "Key Passage Phrase Jars" printable, 1 copy

Play instruments

- musical instruments, 1 per child

Experiment with sensory bottles

- clean, empty water bottles with lids
- food color
- cooking oil or baby oil
- water
- funnels
- duct tape
- beads or glitter (optional)

Make J shapes from play dough

- Key Passage Phrase Marker
- Key Passage Phrase Poster

Build a city

- "Seattle Photos" printable, 1 copy

Snack and transition

- snacks
- Activity Page, 1 per child
- Big Picture Cards For Families, 1 per child

Practice the key passage phrase

- Key Passage Phrase Marker
- ball

Build a House

- plastic interlocking blocks
- paper cups
- craft sticks

Paint with cotton swabs and oil

- cotton swabs
- baby oil
- permanent marker
- smocks



YOUR HEART TO TEACH

GATHER Supplies

Keep a supply of the following items available during all teaching sessions: Allergy Alert, Bibles, washable markers, crayons, scissors (adult use), blunt-tipped scissors, construction paper, copy paper, glue sticks, glue, tape, baby dolls, blocks, play dough, and a beanbag.



WELCOME

Find the hidden bread and cup

- Big Picture Question Poster
- "Bread and Cup" printable, 1 copy



LEARN

Introduce the Bible story

- plastic water pitcher

Learn and practice the key passage phrase

- Key Passage Phrase Marker



LOVE

Tear brown paper

- brown construction paper, 1 sheet per child

Make cinnamon toast

- sliced bread
- butter spread
- cinnamon-sugar mixture
- empty nonbreakable salt shaker
- plastic knives, 1 per child
- paper plates, 1 per child
- toaster oven

Clean house and prepare for company

- small brooms, dustpans, and vacuum (toy or child-size)
- cloths
- empty spray bottles



LIVE

Set the table and say the verse

- "Place Setting" printable, a few copies
- plate, cup, napkin, spoon, fork, knife (toys or disposable paper goods)

Visit a pretend farmers market

- baskets or boxes with toy fruit and vegetables
- shopping bags

Snack and transition

- snacks
- Activity Page, 1 per child
- Big Picture Cards For Families, 1 per child



BONUS

Pass bread

- brown construction paper
- toy bread (optional)

Cook a meal with friends

- toy kitchen set
- toy dishes
- toy food

Make a reminder

- 12-inch lengths of yarn, 1 per child
- 3-inch heavyweight paper or foam crosses, 1 per child
- hole punch
- permanent marker
- large beads or plastic drinking straws cut to 1-inch lengths, a few per child



YOUR HEART TO TEACH

GATHER Supplies

Keep a supply of the following items available during all teaching sessions: Allergy Alert, Bibles, washable markers, crayons, scissors (adult use), blunt-tipped scissors, construction paper, copy paper, glue sticks, glue, tape, baby dolls, blocks, play dough, and a beanbag.



WELCOME

Find the hidden hands

- Big Picture Question Poster
- “Praying Hands” printable, 1 copy



LEARN

Review the Bible story

- Bible Story Picture Poster

Stack key passage word blocks

- large stacking blocks
- different-colored dot stickers or dot markers
- permanent marker

Learn and practice the key passage phrase

- Key Passage Phrase Marker



LOVE

Make a nighttime garden scene

- dark blue or black construction paper
- green construction paper
- nature stickers (flowers, trees, rocks, etc.)
- star stickers

Stick petals on flowers

- clear contact plastic
- brightly colored construction paper
- masking tape or painter’s tape
- silk flower petals (optional)

Practice praying

- “People Praying” printable, 1 copy



LIVE

Play in a pretend coffee shop

- paper coffee cups
- empty sugar and creamer containers
- plastic spoons
- aprons (optional)

Snack and transition

- snacks
- Activity Page, 1 per child
- Big Picture Cards For Families, 1 per child



BONUS

Introduce the Bible story

- artificial or paper flowers
- brown paper bag rocks or small pillows

Tend a garden

- artificial flowers
- child-size gardening tools

Make a praying hands book

- stickers of food, Jesus, people (optional)



YOUR HEART TO TEACH

GATHER Supplies

Keep a supply of the following items available during all teaching sessions: Allergy Alert, Bibles, washable markers, crayons, scissors (adult use), blunt-tipped scissors, construction paper, copy paper, glue sticks, glue, tape, baby dolls, blocks, play dough, and a beanbag.



WELCOME

Find the hidden pictures of Jesus

- Big Picture Question Poster
- "Pictures of Jesus" printable, 1 copy



LEARN

Introduce the Bible story

- large paper

Review the Bible story

- Bible Story Picture Poster
- plastic gemstone

Put the key passage words in order

- Key Passage Phrase Marker
- Bible Story Picture Poster
- "Key Passage Phrase Gems" printable, 1 copy
- twine
- spring-type clothespins



LOVE

Find the letter J

- permanent marker

Dot paint Jesus' name

- dot paint markers or bingo markers
- permanent marker

Write and mail letters

- envelopes
- stationery paper
- pencils (plain and different-colored)
- shoebox with a slit cut in it for a mailbox
- small messenger type bag



LIVE

Match the words

- Key Passage Phrase Marker
- poster board
- permanent marker
- small gift bag

Missions activity

- "Seattle Space Needle Photo" printable, 1 copy
- paper towel tubes, 2
- paper plates, 2
- painter's tape

Snack and transition

- snacks
- Activity Page, 1 per child
- Big Picture Cards For Families, 1 per child



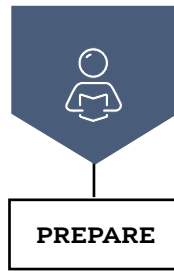
BONUS

Explore different types of writing tools

- colored pencils
- craft sticks
- paint brushes
- watercolor paints
- smocks
- assorted types of paper

Make bookmarks

- strips of heavyweight paper
- permanent marker
- stickers



YOUR HEART TO TEACH

GATHER Supplies

Keep a supply of the following items available during all teaching sessions: Allergy Alert, Bibles, washable markers, crayons, scissors (adult use), blunt-tipped scissors, construction paper, copy paper, glue sticks, glue, tape, baby dolls, blocks, play dough, and a beanbag.



WELCOME



LEARN



LOVE



LIVE



BONUS

Examine hands

- Big Picture Question Poster
- nonbreakable magnifying glasses

Review the Bible story

- Bible Story Picture Poster

Learn and practice the key passage phrase

- Key Passage Phrase Marker
- Key Passage Phrase Poster
- washi tape

Find pictures of Jesus

- Bibles with illustrations
- New Testament Bible storybooks
- wooden puzzles of Jesus
- Bible Story Picture Posters of Jesus

Retell the Bible story

- Big Picture Question Poster

List ways we worship

- "Ways We Worship Cards" printable, 1 copy
- dry erase board or large piece of paper

Play with horse finger puppets

- "Horse Finger Puppet" printable, 1 puppet per child
- heavyweight paper

Snack and transition

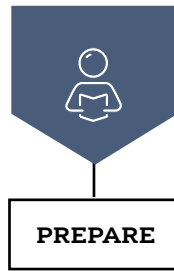
- snacks
- Activity Page, 1 per child
- Big Picture Cards For Families, 1 per child

Introduce the Bible story

- Bible markers, 4 (keep to use in the following sessions)

Practice the key passage phrase

- Key Passage Phrase Marker



YOUR HEART TO TEACH

GATHER Supplies

Keep a supply of the following items available during all teaching sessions: Allergy Alert, Bibles, washable markers, crayons, scissors (adult use), blunt-tipped scissors, construction paper, copy paper, glue sticks, glue, tape, baby dolls, blocks, play dough, and a beanbag.



WELCOME

Explore vines, thorns, and plants

- Big Picture Question Poster
- nonbreakable magnifying glasses
- nonpoisonous plants
- artificial vines with thorny stems



LEARN

Review the Bible story

- Bible Story Picture Poster

Learn and practice the key passage phrase

- Key Passage Phrase Marker
- stone or rock (size of a child's fist)



LOVE

Look at the Bible story picture poster

- Bible Story Picture Poster
- box
- small blanket or towel
- flashlight



LIVE

Compare rocks

- rocks, different sizes
- balance scale
- coat hanger (optional)
- yarn (optional)
- empty, plastic, margarine tubs, 2 (optional)

Learn and do motions

- "Luther Rice Silhouette" printable

Snack and transition

- snacks
- Activity Page, 1 per child
- Big Picture Cards For Families, 1 per child



BONUS

Introductory group time activity

- construction paper bookmarks, 4 (used in the previous session; keep to use in the following session).

Practice the key passage phrase

- Key Passage Phrase Marker

Draw a purple picture

- purple crayons and marker, 1 or 2 per child

Make a cross

- "Jesus Helped People Pictures" printable, 1 copy per child

Create a tomb

- large stone or rock
- blocks (wooden or cardboard)



YOUR HEART TO TEACH

GATHER Supplies

Keep a supply of the following items available during all teaching sessions: Allergy Alert, Bibles, washable markers, crayons, scissors (adult use), blunt-tipped scissors, construction paper, copy paper, glue sticks, glue, tape, baby dolls, blocks, play dough, and a beanbag.



WELCOME

Look and feel different fabrics

- Big Picture Question Poster
- nonbreakable magnifying glasses
- fabric samples of different types such as linen, cotton, silk, wool, and polyester



LEARN

Learn and practice the key passage phrase

- Key Passage Phrase Marker



LOVE

Paint with spices

- plastic measuring spoons
- plastic measuring cup
- heavyweight paper, 1 per child
- spices such as cinnamon and ginger
- smocks
- paintbrushes
- bowls
- plastic tablecloth

Fold pieces of cloth

- Bible Story Picture Poster
- dish towels, cloth napkins, or fabric scraps about the size of a cloth napkin



LIVE

Sort coins

- various coins (pennies, nickels, dimes, quarters)
- sorting trays or bowls, 4
- several dice
- disinfectant wipes

Snack and transition

- snacks
- Activity Page, 1 per child
- Big Picture Cards For Families, 1 per child



BONUS

Introduce the Bible story

- construction paper bookmarks, 4

Practice the key passage phrase

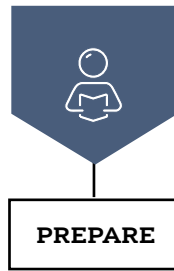
- Key Passage Phrase Marker

Make crowns

- yellow or gold construction paper, 1 per child

Guess the missing item

- classroom items such a block, crayon, and toy car, a few
- tray
- towel or blanket



YOUR HEART TO TEACH

GATHER Supplies

Keep a supply of the following items available during all teaching sessions: Allergy Alert, Bibles, washable markers, crayons, scissors (adult use), blunt-tipped scissors, construction paper, copy paper, glue sticks, glue, tape, baby dolls, blocks, play dough, and a beanbag.



WELCOME

Examine stamps, envelopes, and letters

- Big Picture Question Poster
- nonbreakable magnifying glasses
- variety of postage stamps
- envelopes, received and blank
- letters received



LEARN

Introduce the Bible story

- Bible with map of Paul's travels

Learn and practice the key passage phrase

- paper with key passage phrase written on it
- envelope



LOVE

Write letters about Jesus

- envelopes, 1 per child

Build a church

- craft sticks, 8
- cardboard tubes, 6
- gold or silver gift wrap paper
- plastic cups, 4



LIVE

Look at family pictures

- pictures of each child's family
- church directory

Remember the facts

- "Remember the Facts Cards" printable, 2 copies

Snack and transition

- snacks
- Activity Page, 1 per child
- Big Picture Cards For Families, 1 per child



BONUS

Learn the key passage

- key passage phrase marker

Work puzzles

- wooden puzzles and floor puzzles that feature Jesus
- copies of Bible story pictures posters from previous sessions cut into several pieces
- magnetic letters
- hearts cut from red construction paper

Teach about Jesus

- globe or world map
- star stickers