



PRIOR TO TEACH THE SESSION

GATHER Supplies

Standard supplies for each session: Bibles (full-size, small, and handheld), Allergy Alert, Big Picture Card, construction paper, tape (clear, duct, and painter's), copy paper, large crayons, scissors (adult use), glue sticks, beanbag, foam or cardboard blocks, play dough, paper cups, napkins, snacks



BABIES ACTIVITIES

Learning activities

- ☐ Bible Story Picture Poster
- ☐ Key Passage Phrase Card

Play out the Bible story

- ☐ stuffed or toy donkey



TODDLER ACTIVITIES

Learning activities

- ☐ Bible Story Picture Poster

Circle time

- ☐ Bible Story Picture Poster
- ☐ Key Passage Phrase Card

Trace a handprint palm branch

- ☐ green construction paper
- ☐ stapler and staples (adult use only)
- ☐ craft sticks

Act out the story

- ☐ coats or pieces of cloth
- ☐ artificial palm branches

Explore a first aid kit

- ☐ age-appropriate first aid kit



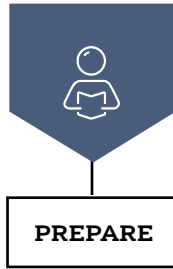
BONUS TEACHING HOUR

Palm branch rubbings

- ☐ palm branch leaves

Learn donkey facts

- ☐ various toy donkeys



PRIOR TO TEACH THE SESSION

GATHER Supplies

Standard supplies for each session: Bibles (full-size, small, and handheld), Allergy Alert, Big Picture Card, construction paper, tape (clear, duct, and painter's), copy paper, large crayons, scissors (adult use), glue sticks, beanbag, foam or cardboard blocks, play dough, paper cups, napkins, snacks



BABIES ACTIVITIES

Learning activities

- ☐ Bible Story Picture Poster
- ☐ Key Passage Phrase Card

Play peekaboo

- ☐ blanket



TODDLER ACTIVITIES

Learning activities

- ☐ Bible Story Picture Poster

Circle time

- ☐ Bible Story Picture Poster
- ☐ Key Passage Phrase Card

Make heart art

- ☐ heart stamps or stickers

Collect taxes

- ☐ play money

Find the coins

- ☐ play coins
- ☐ shallow tub
- ☐ sand



BONUS TEACHING HOUR

Pass the Bible

- ☐ worship music (optional)
- ☐ electronic device (optional)

Play puzzles with friends

- ☐ Bible story picture
- ☐ extra wooden puzzles



PRIOR TO TEACH THE SESSION

GATHER Supplies

Standard supplies for each session: Bibles (full-size, small, and handheld), Allergy Alert, Big Picture Card, construction paper, tape (clear, duct, and painter's), copy paper, large crayons, scissors (adult use), glue sticks, beanbag, foam or cardboard blocks, play dough, paper cups, napkins, snacks



BABIES ACTIVITIES

Learning activities

- ☐ Bible Story Picture Poster
- ☐ Key Passage Phrase Card

Paint the key passage phrase

- ☐ gallon-size ziplock bags
- ☐ washable paint

Make a sense of touch bag

- ☐ tub
- ☐ water
- ☐ towel
- ☐ waterproof objects (ball, block, plastic ring, and so forth), 1 per baby



TODDLER ACTIVITIES

Learning activities

- ☐ Bible Story Picture Poster

Circle time

- ☐ Bible Story Picture Poster
- ☐ Key Passage Phrase Card

Choose right and wrong

- ☐ tape or rope

Learn about snakes

- ☐ toy snakes



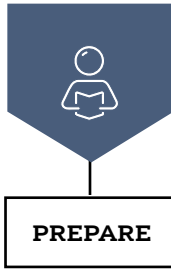
BONUS TEACHING HOUR

Listen to Jesus art

- ☐ "Headphones" printable
- ☐ craft supplies (glue, different colored paper scraps, markers, crayons, etc.)

Be a snake

- ☐ electronic device
- ☐ worship music



PRIOR TO TEACH THE SESSION

GATHER Supplies

Standard supplies for each session: Bibles (full-size, small, and handheld), Allergy Alert, Big Picture Card, construction paper, tape (clear, duct, and painter's), copy paper, large crayons, scissors (adult use), glue sticks, beanbag, foam or cardboard blocks, play dough, paper cups, napkins, snacks



BABIES ACTIVITIES

Learning activities

- ☐ Bible Story Picture Poster
- ☐ Key Passage Phrase Card

Be happy with God

- ☐ smiley face, heart, or cross stickers

Play with balls and bins

- ☐ horseshoe-shaped pillows
- ☐ bins or buckets
- ☐ soft balls, 2 per baby



TODDLER ACTIVITIES

Learning activities

- ☐ Bible Story Picture Poster

Circle time

- ☐ Bible Story Picture Poster
- ☐ Key Passage Phrase Card

Make lovely art

- ☐ heavyweight paper
- ☐ white crayon
- ☐ painting smocks
- ☐ paintbrushes
- ☐ water
- ☐ paper towels
- ☐ watercolor paints

Act out the story

- ☐ bag
- ☐ play money

Hide the objects

- ☐ bin
- ☐ sand
- ☐ toy cars, dinosaurs, crayons, or other items to hide



BONUS TEACHING HOUR

Separate objects

- ☐ bin
- ☐ two different types of objects (various toy cars and animals or colors and shapes and so forth)



PRIOR TO TEACH THE SESSION

GATHER Supplies

Standard supplies for each session: Bibles (full-size, small, and handheld), Allergy Alert, Big Picture Card, construction paper, tape (clear, duct, and painter's), copy paper, large crayons, scissors (adult use), glue sticks, beanbag, foam or cardboard blocks, play dough, paper cups, napkins, snacks



BABIES ACTIVITIES

Learning activities

- ☐ Bible Story Picture Poster
- ☐ Key Passage Phrase Card

Make water drip art

- ☐ washable markers
- ☐ shallow bin
- ☐ water
- ☐ paper towels

Show good news and bad news

- ☐ unbreakable mirrors (optional)



TODDLER ACTIVITIES

Learning activities

- ☐ Bible Story Picture Poster

Circle time

- ☐ Bible Story Picture Poster
- ☐ Key Passage Phrase Card

Design sand art

- ☐ liquid glue
- ☐ bins

Examine sand and plants

- ☐ bin
- ☐ sand
- ☐ plants



BONUS TEACHING HOUR

Transition activity: Choose good or bad

- ☐ hoops, 2

Make a J for Jesus

- ☐ colored construction paper or other craft supplies

Dress-up fun

- ☐ hats, wigs, clothes, and other dress-up items



PRIOR TO TEACH THE SESSION

GATHER Supplies

Standard supplies for each session: Bibles (full-size, small, and handheld), Allergy Alert, Big Picture Card, construction paper, tape (clear, duct, and painter's), copy paper, large crayons, scissors (adult use), glue sticks, beanbag, foam or cardboard blocks, play dough, paper cups, napkins, snacks



BABIES ACTIVITIES

Learning activities

- ☐ Bible Story Picture Poster
- ☐ Key Passage Phrase Card

Splash in water

- ☐ painting smocks
- ☐ rimmed baking sheet
- ☐ water
- ☐ oil

Make faces

- ☐ horseshoe-shaped pillows
- ☐ unbreakable mirrors



TODDLER ACTIVITIES

Learning activities

- ☐ Bible Story Picture Poster

Circle time

- ☐ Bible Story Picture Poster
- ☐ Key Passage Phrase Card

Guess that smell

- ☐ assorted fragrant fruits, snacks, oils, or cereal
- ☐ containers

Make scented oil

- ☐ several small containers
- ☐ oil
- ☐ assorted dried herbs and measuring spoons



BONUS TEACHING HOUR

Transition activity: Pretend market

- ☐ classroom toys and play food
- ☐ play money

Mix oil and water

- ☐ shallow tub
- ☐ pitchers, cups, and spoons
- ☐ towels
- ☐ oil
- ☐ painting smocks
- ☐ wipes

Make cross art

- ☐ painting smocks
- ☐ oil
- ☐ cotton balls
- ☐ sponge
- ☐ container



PRIOR TO TEACH THE SESSION

GATHER Supplies

Standard supplies for each session: Bibles (full-size, small, and handheld), Allergy Alert, Big Picture Card, construction paper, tape (clear, duct, and painter's), copy paper, large crayons, scissors (adult use), glue sticks, beanbag, foam or cardboard blocks, play dough, paper cups, napkins, snacks



BABIES ACTIVITIES

Learning activities

- ☐ Bible Story Picture Poster
- ☐ Key Passage Phrase Card

Sort food

- ☐ muffin tins
- ☐ assorted play food items

Play with cups

- ☐ assortment of play kitchen items (cups, plates, spoons, a loaf of bread, and so forth)



TODDLER ACTIVITIES

Learning activities

- ☐ Bible Story Picture Poster

Circle time

- ☐ Bible Story Picture Poster
- ☐ Key Passage Phrase Card

Make food art

- ☐ paper plates
- ☐ assorted food-shaped cookie cutters
- ☐ Bible story picture

Share a meal with friends

- ☐ assorted play food and kitchen utensils



BONUS TEACHING HOUR

Transition activity: Cut bread

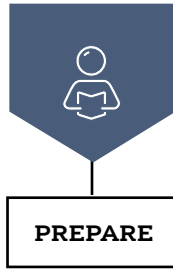
- ☐ plates
- ☐ bread
- ☐ heart-shaped cookie cutters
- ☐ water

Place in story order

- ☐ roll
- ☐ ziplock bag
- ☐ hymnal
- ☐ cross
- ☐ gift bag

Match the food

- ☐ play food (including bread)
- ☐ large pieces of paper
- ☐ Bible story picture



PRIOR TO TEACH THE SESSION

GATHER Supplies

Standard supplies for each session: Bibles (full-size, small, and handheld), Allergy Alert, Big Picture Card, construction paper, tape (clear, duct, and painter's), copy paper, large crayons, scissors (adult use), glue sticks, beanbag, foam or cardboard blocks, play dough, paper cups, napkins, snacks



BABIES ACTIVITIES

Learning activities

- ☐ Bible Story Picture Poster
- ☐ Key Passage Phrase Card

Make a handprint garden

- ☐ different colored paper
- ☐ green paper strips (optional)

Count to three

- ☐ variety of toys in groups of three



TODDLER ACTIVITIES

Learning activities

- ☐ Bible Story Picture Poster

Circle time

- ☐ Bible Story Picture Poster
- ☐ Key Passage Phrase Card

Garden art

- ☐ paper plates
- ☐ green craft sticks

Play freeze sleep

- ☐ worship music
- ☐ electronic device

Show happy and sad faces

- ☐ paper plates



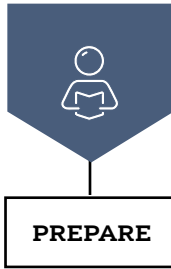
BONUS TEACHING HOUR

Transition activity: Dot a wall garden

- ☐ large paper
- ☐ dot markers or stickers in various colors, including green

Play out the story

- ☐ people figures



PRIOR TO TEACH THE SESSION

GATHER Supplies

Standard supplies for each session: Bibles (full-size, small, and handheld), Allergy Alert, Big Picture Card, construction paper, tape (clear, duct, and painter's), copy paper, large crayons, scissors (adult use), glue sticks, beanbag, foam or cardboard blocks, play dough, paper cups, napkins, snacks



BABIES ACTIVITIES

Learning activities

- ☐ Bible Story Picture Poster
- ☐ Key Passage Phrase Card

Pass the scrolls

- ☐ half sheets of paper
- ☐ string
- ☐ horseshoe-shaped pillows
- ☐ basket

Make cross art

- ☐ ziplock bags
- ☐ cross cookie cutters or cross-shaped items



TODDLER ACTIVITIES

Learning activities

- ☐ Bible Story Picture Poster

Circle time

- ☐ Bible Story Picture Poster
- ☐ Key Passage Phrase Card

Write a scroll

- ☐ crayons or markers
- ☐ precut string

Tip the scale

- ☐ balance scale
- ☐ heavy object
- ☐ toy coins

Compare alive and not alive

- ☐ potted plant, a photo of family members, and other classroom objects



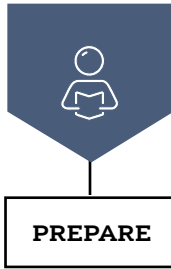
BONUS TEACHING HOUR

Transition activity: Complete the obstacle course

- ☐ classroom objects

Make cross art

- ☐ "Cross Outline" printable
- ☐ 1-inch tissue paper squares



PRIOR TO TEACH THE SESSION

GATHER Supplies

Standard supplies for each session: Bibles (full-size, small, and handheld), Allergy Alert, Big Picture Card, construction paper, tape (clear, duct, and painter's), copy paper, large crayons, scissors (adult use), glue sticks, beanbag, foam or cardboard blocks, play dough, paper cups, napkins, snacks



BABIES ACTIVITIES

Learning activities

- ☐ Bible Story Picture Poster
- ☐ Key Passage Phrase Card

Create the cross

- ☐ "Cross Outline" printable
- ☐ sheet protectors
- ☐ horseshoe-shaped pillows
- ☐ square foam blocks

Tape the cross

- ☐ strips of masking tape
- ☐ horseshoe-shaped pillows



TODDLER ACTIVITIES

Learning activities

- ☐ Bible Story Picture Poster

Circle time

- ☐ Bible Story Picture Poster
- ☐ Key Passage Phrase Card

Assemble a popsicle cross

- ☐ craft sticks
- ☐ crayons or markers
- ☐ liquid (or hot glue; optional, adult use only)

Choose right or wrong

- ☐ green and red markers

Explore rocks

- ☐ medium-to-large rocks (1 per toddler)
- ☐ permanent marker (adult use only)



BONUS TEACHING HOUR

Decorate a crown

- ☐ "Crown" printable
- ☐ tissue paper

Act out the Bible story

- ☐ robes, belts, or scarves



PRIOR TO TEACH THE SESSION

GATHER Supplies

Standard supplies for each session: Bibles (full-size, small, and handheld), Allergy Alert, Big Picture Card, construction paper, tape (clear, duct, and painter's), copy paper, large crayons, scissors (adult use), glue sticks, beanbag, foam or cardboard blocks, play dough, paper cups, napkins, snacks



BABIES ACTIVITIES

Learning activities

- ☐ Bible Story Picture Poster
- ☐ Key Passage Phrase Card

Press baby handprints

- ☐ high chairs
- ☐ painting smocks
- ☐ paper towels
- ☐ red and green washable paint
- ☐ wipes

Crawl and reach

- ☐ Bible board books
- ☐ horseshoe-shaped pillows



TODDLER ACTIVITIES

Learning activities

- ☐ Bible Story Picture Poster

Circle time

- ☐ Bible Story Picture Poster
- ☐ Key Passage Phrase Card

Build a tomb

- ☐ brown and white construction paper

Wear a robe

- ☐ robe (purple, if possible)

Touch stones

- ☐ stones of different sizes and textures



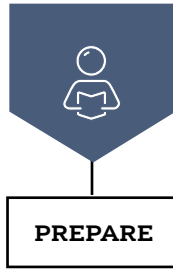
BONUS TEACHING HOUR

Transition activity: Spot the threes

- ☐ heavyweight paper
- ☐ classroom items

Bury treasures

- ☐ plastic bowl
- ☐ dirt
- ☐ medium-to-large size stone
- ☐ plastic soldier
- ☐ small crown
- ☐ strip of purple fabric
- ☐ wipes



PRIOR TO TEACH THE SESSION

GATHER Supplies

Standard supplies for each session: Bibles (full-size, small, and handheld), Allergy Alert, Big Picture Card, construction paper, tape (clear, duct, and painter's), copy paper, large crayons, scissors (adult use), glue sticks, beanbag, foam or cardboard blocks, play dough, paper cups, napkins, snacks



BABIES ACTIVITIES

Learning activities

- ☐ Bible Story Picture Poster
- ☐ Key Passage Phrase Card

Roll the ball

- ☐ Bible story pictures
- ☐ sheet protectors
- ☐ horseshoe-shaped pillows
- ☐ plastic ball

Explore full and empty

- ☐ horseshoe-shaped pillows
- ☐ clear plastic containers, 2
- ☐ soft classroom toys



TODDLER ACTIVITIES

Learning activities

- ☐ Bible Story Picture Poster

Circle time

- ☐ Bible Story Picture Poster
- ☐ Key Passage Phrase Card

Tell the good news

- ☐ newspaper

Play with puzzles

- ☐ Bible Story pictures from Sessions 1–3

Say the smell

- ☐ different spices (peppermint, cinnamon, garlic, ginger, pepper, or any other strong-smelling spices)
- ☐ ziplock bags



BONUS TEACHING HOUR

Transition activity: Find the stone

- ☐ large stone

Explore number fun

- ☐ clear contact plastic
- ☐ tissue paper pieces

Wrap up in cloths

- ☐ several pieces of cloth (both large pieces as well as long strips of fabric)



PRIOR TO TEACH THE SESSION

GATHER Supplies

Standard supplies for each session: Bibles (full-size, small, and handheld), Allergy Alert, Big Picture Card, construction paper, tape (clear, duct, and painter's), copy paper, large crayons, scissors (adult use), glue sticks, beanbag, foam or cardboard blocks, play dough, paper cups, napkins, snacks



BABIES ACTIVITIES

Learning activities

- ☐ Bible Story Picture Poster
- ☐ Key Passage Phrase Card

Create a cross

- ☐ shaving cream
- ☐ gallon-size ziplock bag
- ☐ duct tape
- ☐ horseshoe-shaped pillows

Hide and seek

- ☐ various classroom items
- ☐ horseshoe-shaped pillows



TODDLER ACTIVITIES

Learning activities

- ☐ Bible Story Picture Poster

Circle time

- ☐ Bible Story Picture Poster
- ☐ Key Passage Phrase Card

Place right or wrong

- ☐ red and green interlocking bricks
- ☐ plastic bins, 2
- ☐ red and green papers



BONUS TEACHING HOUR

Transition activity: Forgive or not forgive

- ☐ paper plates
- ☐ paper towel tubes

Draw a heart-shaped face

- ☐ crayons or markers

Toss a globe

- ☐ inflatable globe
- ☐ crown