



PRIOR TO TEACHING THE SESSION

GATHER Supplies

Keep a regular supply of the following items available at all times: Bibles, pens or pencils, markers, crayons, colored pencils, scissors, glue or tape, paper.



WELCOME

Activity Page

- ☐ "Find the Donkey" activity page

Session Starter (Option 1)

- ☐ palm branches (real or paper cut out), 1 per kid
- ☐ music

Session Starter (Option 2)

- ☐ palm branches (real or paper cut out), 1 per kid
- ☐ towels, 1 per team



LEARN

Introduce the Session

- ☐ countdown video

Big Picture Question

- ☐ Big Picture Question Poster

Review the Timeline

- ☐ Giant Timeline

Tell the Bible Story

- ☐ "People Welcomed Jesus as King" video
- ☐ Bible Story Picture Poster
- ☐ palm branches (optional)
- ☐ music (optional)

Questions from Kids

- ☐ "Unit 25, Session 1" questions from kids video

Missions Moment

- ☐ "The Harrell Family in Mozambique" missions video
- ☐ world map

Key Passage Activity

- ☐ Key Passage Poster
- ☐ "Raise Up (Deuteronomy 18:15)" song
- ☐ worship song of your choice (optional)



LOVE

Review & Bible Skills

- ☐ Small Group Timeline and Map Set (optional)



LIVE

Activity Choice (Option 1)

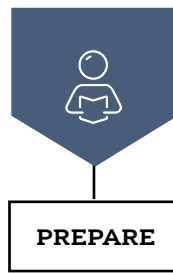
- ☐ beach balls, 1 per team
- ☐ laundry baskets, 1 per team

Activity Choice (Option 2)

- ☐ Big Picture Question Poster
- ☐ "Stones of Praise" printables, 1 per kid

Reflection and Prayer

- ☐ Bible Story Coloring Page (optional)



PRIOR TO TEACHING THE SESSION

GATHER Supplies

Keep a regular supply of the following items available at all times: Bibles, pens or pencils, markers, crayons, colored pencils, scissors, glue or tape, paper.



WELCOME

Activity Page

- ☐ "The Greatest Commandments" activity page

Session Starter (Option 1)

- ☐ paper bag
- ☐ small object such as a toy car or candy

Session Starter (Option 2)

- ☐ several types of coins (pennies, dimes, nickels, quarters), 1 per kid



LEARN

Introduce the Session

- ☐ countdown video

Big Picture Question

- ☐ Big Picture Question Poster

Review the Timeline

- ☐ Giant Timeline

Tell the Bible Story

- ☐ "Leaders Wanted to Trick Jesus" video
- ☐ Bible Story Picture Poster

Questions from Kids

- ☐ "Unit 25, Session 2" questions from kids video

Missions Moment

- ☐ "Brian Harrell Photos" printable

Key Passage Activity

- ☐ Key Passage Poster
- ☐ "Raise Up (Deuteronomy 18:15)" song
- ☐ worship song of your choice (optional)



LOVE

Review & Bible Skills

- ☐ Small Group Timeline and Map Set (optional)



LIVE

Activity Choice (Option 1)

- ☐ white seashell, 1 per kid
- ☐ washable paint, several colors per table
- ☐ paintbrushes, 1 per kid
- ☐ cups of water, 1 per table

Activity Choice (Option 2)

- ☐ Big Picture Question Poster

Reflection and Prayer

- ☐ Bible Story Coloring Page (optional)



PRIOR TO TEACHING THE SESSION

GATHER Supplies

Keep a regular supply of the following items available at all times: Bibles, pens or pencils, markers, crayons, colored pencils, scissors, glue or tape, paper.



WELCOME

Activity Page

- ☐ “Which Heart Is Made New?” activity page

Session Starter (Option 2)

- ☐ cups, 5–10
- ☐ mud, coffee, or soda to stain the insides of a few cups
- ☐ sticky notes, 8



LEARN

Introduce the Session

- ☐ countdown video

Big Picture Question

- ☐ Big Picture Question Poster

Review the Timeline

- ☐ Giant Timeline

Tell the Bible Story

- ☐ “Jesus Warned about Not Loving” video
- ☐ Bible Story Picture Poster
- ☐ building blocks (optional)

Questions from Kids

- ☐ “Unit 25, Session 3” questions from kids video

Missions Moment

- ☐ “Going Where No One Was Telling about Jesus” missions video

Key Passage Activity

- ☐ Key Passage Poster
- ☐ “Raise Up (Deuteronomy 18:15)” song
- ☐ worship song of your choice (optional)
- ☐ timer



LOVE

Review & Bible Skills

- ☐ Small Group Timeline and Map Set (optional)



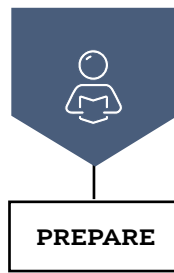
LIVE

Activity Choice (Option 2)

- ☐ Big Picture Question Poster
- ☐ large craft sticks, 5–10 per kid
- ☐ small magnets, 1 per kid

Reflection and Prayer

- ☐ Bible Story Coloring Page (optional)



PRIOR TO TEACHING THE SESSION

GATHER Supplies

Keep a regular supply of the following items available at all times: Bibles, pens or pencils, markers, crayons, colored pencils, scissors, glue or tape, paper.



WELCOME

Activity Page

- ☐ “Count the Coins” activity page

Session Starter (Option 1)

- ☐ play dough, 1 small clump per kid

Session Starter (Option 2)

- ☐ various items (money, casserole dish, Bible, toy, can of soup, clothes, etc.), 5–10



LEARN

Introduce the Session

- ☐ countdown video

Big Picture Question

- ☐ Big Picture Question Poster

Review the Timeline

- ☐ Giant Timeline

Tell the Bible Story

- ☐ “Jesus Warned about Not Acting” video
- ☐ Bible Story Picture Poster

Questions from Kids

- ☐ “Unit 25, Session 4” questions from kids video

Missions Moment

- ☐ “Sharing the Gospel in Remote Places” missions video

Key Passage Activity

- ☐ Key Passage Poster
- ☐ “Raise Up (Deuteronomy 18:15)” song
- ☐ worship song of your choice (optional)



LOVE

Review & Bible Skills

- ☐ Small Group Timeline and Map Set (optional)



LIVE

Activity Choice (Option 1)

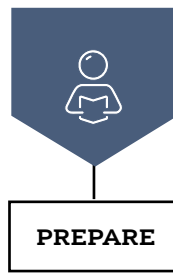
- ☐ diced fruits, 4–8 varieties
- ☐ bowls, 1 per fruit
- ☐ plastic skewers, 1 per kid
- ☐ paper plates, 1 per kid

Activity Choice (Option 2)

- ☐ Big Picture Question Poster
- ☐ plastic cups, 10–20 per group

Reflection and Prayer

- ☐ Bible Story Coloring Page (optional)



PRIOR TO TEACHING THE SESSION

GATHER Supplies

Keep a regular supply of the following items available at all times: Bibles, pens or pencils, markers, crayons, colored pencils, scissors, glue or tape, paper.



WELCOME

Activity Page

- ☐ “Decode It” activity page

Session Starter (Option 1)

- ☐ dry erase board
- ☐ dry erase marker



LEARN

Introduce the Session

- ☐ countdown video

Big Picture Question

- ☐ Big Picture Question Poster

Review the Timeline

- ☐ Giant Timeline

Tell the Bible Story

- ☐ “Jesus Is Our Perfect Prophet” video
- ☐ Bible Story Picture Poster

Questions from Kids

- ☐ “Unit 25, Session 5” questions from kids video

Key Passage Activity

- ☐ Key Passage Poster
- ☐ “Raise Up (Deuteronomy 18:15)” song
- ☐ worship song of your choice (optional)



LOVE

Review & Bible Skills

- ☐ Small Group Timeline and Map Set (optional)



LIVE

Activity Choice (Option 1)

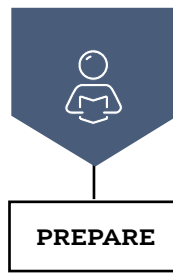
- ☐ “Umake Board” printable, 1 per pair
- ☐ coins, 3 per pair

Activity Choice (Option 2)

- ☐ Big Picture Question Poster

Reflection and Prayer

- ☐ Bible Story Coloring Page (optional)



PRIOR TO TEACHING THE SESSION

GATHER Supplies

Keep a regular supply of the following items available at all times: Bibles, pens or pencils, markers, crayons, colored pencils, scissors, glue or tape, paper.



WELCOME

Activity Page

- ☐ “How Can You Worship God?” activity page

Session Starter (Option 2)

- ☐ clear plastic bottles with caps, 1 per group
- ☐ bottles of food color, 1 per group
- ☐ container of vegetable oil
- ☐ pipettes or droppers, 1 per kid
- ☐ water



LEARN

Introduce the Session

- ☐ countdown video

Big Picture Question

- ☐ Big Picture Question Poster

Review the Timeline

- ☐ Giant Timeline

Tell the Bible Story

- ☐ “Jesus Was Anointed” video
- ☐ Bible Story Picture Poster

Questions from Kids

- ☐ “Unit 26, Session 1” questions from kids video

Missions Moment

- ☐ “Partner with Send Seattle” missions video

Key Passage Activity

- ☐ Key Passage Poster
- ☐ “Gracious Father (Hebrews 4:15)” song
- ☐ worship song of your choice (optional)
- ☐ dry erase board
- ☐ dry erase marker



LOVE

Review & Bible Skills

- ☐ Small Group Timeline and Map Set (optional)



LIVE

Activity Choice (Option 1)

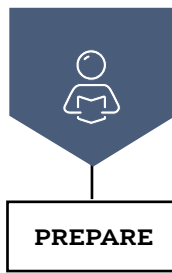
- ☐ “Seattle Photos” printable, 1 photo per kid
- ☐ blue watercolor paint, 1 per table
- ☐ cups of water, 1 per table
- ☐ paintbrushes, 1 per kid
- ☐ electrical tape

Activity Choice (Option 2)

- ☐ Big Picture Question Poster

Reflection and Prayer

- ☐ Bible Story Coloring Page (optional)



PRIOR TO TEACHING THE SESSION

GATHER Supplies

Keep a regular supply of the following items available at all times: Bibles, pens or pencils, markers, crayons, colored pencils, scissors, glue or tape, paper.



WELCOME

Activity Page

- ☐ “What’s the Meal?” activity page

Session Starter (Option 1)

- ☐ sticky notes

Session Starter (Option 2)

- ☐ communion plate
- ☐ bread, 3–5 pieces
- ☐ cups of grape juice, 3–5



LEARN

Introduce the Session

- ☐ countdown video

Big Picture Question

- ☐ Big Picture Question Poster

Review the Timeline

- ☐ Giant Timeline

Tell the Bible Story

- ☐ “Jesus Shared a Last Meal” video
- ☐ Bible Story Picture Poster
- ☐ table preparations such as plates, utensils, and food (optional)
- ☐ bread and grape juice (optional)

Questions from Kids

- ☐ “Unit 26, Session 2” questions from kids video

Missions Moment

- ☐ “Church Planting in Seattle” missions video

Key Passage Activity

- ☐ Key Passage Poster
- ☐ “Gracious Father (Hebrews 4:15)” song
- ☐ worship song of your choice (optional)



LOVE

Review & Bible Skills

- ☐ Small Group Timeline and Map Set (optional)



LIVE

Activity Choice (Option 1)

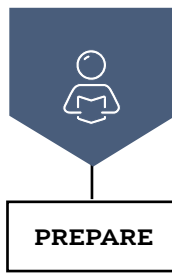
- ☐ “Seattle Space Needle Photo” printable
- ☐ swim noodles, 2
- ☐ flying discs, 2

Activity Choice (Option 2)

- ☐ Big Picture Question Poster
- ☐ dry erase board
- ☐ dry erase marker

Reflection and Prayer

- ☐ Bible Story Coloring Page (optional)



PRIOR TO TEACHING THE SESSION

GATHER Supplies

Keep a regular supply of the following items available at all times: Bibles, pens or pencils, markers, crayons, colored pencils, scissors, glue or tape, paper.



WELCOME

Activity Page

- ☐ "Hidden Objects" activity page

Session Starter (Option 2)

- ☐ foam cups, 1 per kid
- ☐ craft sticks, 5 per kid
- ☐ construction paper



LEARN

Introduce the Session

- ☐ countdown video

Big Picture Question

- ☐ Big Picture Question Poster

Review the Timeline

- ☐ Giant Timeline

Tell the Bible Story

- ☐ "Jesus Was Arrested" video
- ☐ Bible Story Picture Poster

Questions from Kids

- ☐ "Unit 26, Session 3" questions from kids video

Missions Moment

- ☐ map of the United States

Key Passage Activity

- ☐ Key Passage Poster
- ☐ "Gracious Father (Hebrews 4:15)" song
- ☐ worship song of your choice (optional)
- ☐ ball



LOVE

Review & Bible Skills

- ☐ Small Group Timeline and Map Set (optional)



LIVE

Activity Choice (Option 1)

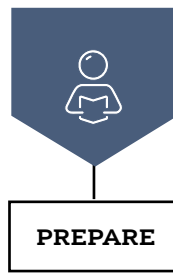
- ☐ dry erase board
- ☐ dry erase marker

Activity Choice (Option 2)

- ☐ Big Picture Question Poster

Reflection and Prayer

- ☐ Bible Story Coloring Page (optional)



PRIOR TO TEACHING THE SESSION

GATHER Supplies

Keep a regular supply of the following items available at all times: Bibles, pens or pencils, markers, crayons, colored pencils, scissors, glue or tape, paper.



WELCOME

Activity Page

- ☐ "Find the Match" activity page

Session Starter (Option 2)

- ☐ magnets, 1 per group
- ☐ magnetic objects, 1 per group



LEARN

Introduce the Session

- ☐ countdown video

Big Picture Question

- ☐ Big Picture Question Poster

Review the Timeline

- ☐ Giant Timeline

Tell the Bible Story

- ☐ "Jesus Is Our Perfect Priest" video
- ☐ Bible Story Picture Poster
- ☐ Bible time costume (optional)

Questions from Kids

- ☐ "Unit 26, Session 4" questions from kids video

Missions Moment

- ☐ map of the United States

Key Passage Activity

- ☐ Key Passage Poster
- ☐ "Gracious Father (Hebrews 4:15)" song
- ☐ worship song of your choice (optional)



LOVE

Review & Bible Skills

- ☐ Small Group Timeline and Map Set (optional)



LIVE

Activity Choice (Option 1)

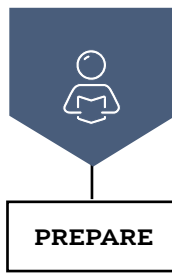
- ☐ water-filled bins, 1 per group
- ☐ scissors, 1 per group
- ☐ cardstock, 1 per group
- ☐ craft sticks, 10–12 per group
- ☐ empty water bottles, 2 per group

Activity Choice (Option 2)

- ☐ Big Picture Question Poster
- ☐ painter's tape
- ☐ beanbags, 3 per team

Reflection and Prayer

- ☐ Bible Story Coloring Page (optional)



PRIOR TO TEACHING THE SESSION

GATHER Supplies

Keep a regular supply of the following items available at all times: Bibles, pens or pencils, markers, crayons, colored pencils, scissors, glue or tape, paper.



WELCOME

Activity Page

- ☐ "What's Wrong?" activity page

Session Starter (Option 1)

- ☐ coin

Session Starter (Option 2)

- ☐ yellow cardstock, 1 per kid
- ☐ dry erase board (optional)
- ☐ sticker sheets
- ☐ self-adhesive gem sheets



LEARN

Introduce the Session

- ☐ countdown video

Big Picture Question

- ☐ Big Picture Question Poster

Review the Timeline

- ☐ Giant Timeline

Tell the Bible Story

- ☐ "Jesus Was Put on Trial" video
- ☐ Bible Story Picture Poster

Questions from Kids

- ☐ "Unit 27, Session 1" questions from kids video

Missions Moment

- ☐ "Luther Rice Life and Mission" missions video

Key Passage Activity

- ☐ Key Passage Poster
- ☐ "To the Lamb Forever and Ever (Revelation 5:13)" song
- ☐ worship song of your choice (optional)
- ☐ index cards, 3 sets of 15



LOVE

Review & Bible Skills

- ☐ Small Group Timeline and Map Set (optional)



LIVE

Activity Choice (Option 1)

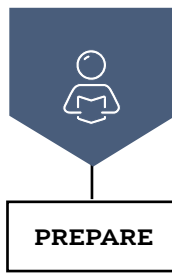
- ☐ poster paper or dry erase board
- ☐ dry erase marker

Activity Choice (Option 2)

- ☐ Big Picture Question Poster

Reflection and Prayer

- ☐ Bible Story Coloring Page (optional)



PRIOR TO TEACHING THE SESSION

GATHER Supplies

Keep a regular supply of the following items available at all times: Bibles, pens or pencils, markers, crayons, colored pencils, scissors, glue or tape, paper.



WELCOME

Activity Page

- ☐ “Jesus Followed God’s Plan” activity page

Session Starter (Option 1)

- ☐ dry erase board
- ☐ dry erase marker

Session Starter (Option 2)

- ☐ blanket or bedsheet
- ☐ balls, 10



LEARN

Introduce the Session

- ☐ countdown video

Big Picture Question

- ☐ Big Picture Question Poster

Review the Timeline

- ☐ Giant Timeline

Tell the Bible Story

- ☐ “Jesus Was Crucified” video
- ☐ Bible Story Picture Poster

Questions from Kids

- ☐ “Unit 27, Session 2” questions from kids video

Missions Moment

- ☐ “Luther Rice Silhouette” printable

Key Passage Activity

- ☐ Key Passage Poster
- ☐ “To the Lamb Forever and Ever (Revelation 5:13)” song
- ☐ worship song of your choice (optional)
- ☐ world maps, 2
- ☐ sticky notes, 2 sets



LOVE

Review & Bible Skills

- ☐ Small Group Timeline and Map Set (optional)



LIVE

Activity Choice (Option 1)

- ☐ “Horse Head Silhouette” printable, 1 per kid
- ☐ glow in the dark markers
- ☐ craft sticks, 1 per kid
- ☐ flashlight

Activity Choice (Option 2)

- ☐ Big Picture Question Poster
- ☐ paper plates, 1 per kid
- ☐ rolls of yarn, 1 per kid
- ☐ hole punch

Reflection and Prayer

- ☐ Bible Story Coloring Page (optional)



PRIOR TO TEACHING THE SESSION

GATHER Supplies

Keep a regular supply of the following items available at all times: Bibles, pens or pencils, markers, crayons, colored pencils, scissors, glue or tape, paper.



WELCOME

Activity Page

- ☐ "What's Different?" activity page

Session Starter (Option 1)

- ☐ potatoes, 1 per team

Session Starter (Option 2)

- ☐ bedsheet



LEARN

Introduce the Session

- ☐ countdown video

Big Picture Question

- ☐ Big Picture Question Poster

Review the Timeline

- ☐ Giant Timeline

Tell the Bible Story

- ☐ "Jesus Was Raised" video
- ☐ Bible Story Picture Poster
- ☐ dry erase board (optional)

Questions from Kids

- ☐ "Unit 27, Session 3" questions from kids video

Missions Moment

- ☐ "Luther Rice Silhouette" printable

Key Passage Activity

- ☐ Key Passage Poster
- ☐ "To the Lamb Forever and Ever (Revelation 5:13)" song
- ☐ worship song of your choice (optional)
- ☐ basket or paper bags, 1 per group



LOVE

Review & Bible Skills

- ☐ Small Group Timeline and Map Set (optional)



LIVE

Activity Choice (Option 1)

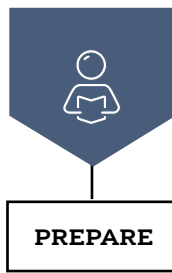
- ☐ world map
- ☐ stickers, 1 per kid

Activity Choice (Option 2)

- ☐ Big Picture Question Poster
- ☐ "Bible Facts" printable
- ☐ plastic eggs, 20

Reflection and Prayer

- ☐ Bible Story Coloring Page (optional)



PRIOR TO TEACHING THE SESSION

GATHER Supplies

Keep a regular supply of the following items available at all times: Bibles, pens or pencils, markers, crayons, colored pencils, scissors, glue or tape, paper.



WELCOME

Activity Page

- ☐ “Colossians Word Search” activity page

Session Starter (Option 1)

- ☐ toy



LEARN

Introduce the Session

- ☐ countdown video

Big Picture Question

- ☐ Big Picture Question Poster

Review the Timeline

- ☐ Giant Timeline

Tell the Bible Story

- ☐ “Jesus Is Our Perfect King” video
- ☐ Bible Story Picture Poster
- ☐ note cards or letters (optional), 1 per kid
- ☐ Bible time clothes (optional)

Questions from Kids

- ☐ “Unit 27, Session 4” questions from kids video

Missions Moment

- ☐ “Luther Rice Silhouette” printable

Key Passage Activity

- ☐ Key Passage Poster
- ☐ “To the Lamb Forever and Ever (Revelation 5:13)” song
- ☐ worship song of your choice (optional)
- ☐ bedsheets, 1 per group



LOVE

Review & Bible Skills

- ☐ Small Group Timeline and Map Set (optional)



LIVE

Activity Choice (Option 1)

- ☐ note cards, 1 per kid
- ☐ stamped envelopes, 1 per kid

Activity Choice (Option 2)

- ☐ Big Picture Question Poster
- ☐ music
- ☐ blanket (optional)

Reflection and Prayer

- ☐ Bible Story Coloring Page (optional)