



**PREPARE**

PRIOR TO TEACHING THE SESSION

## **GATHER** Supplies

Keep a regular supply of the following items available at all times: Bibles, pens or pencils, markers, crayons, colored pencils, scissors, glue or tape, paper.



**WELCOME**

### **Activity Page**

- “Color to Reveal” activity page

### **Session Starter (Option 2)**

- green construction papers, 1 per kid



**LEARN**

### **Introduce the Session**

- countdown video

### **Big Picture Question**

- Big Picture Question Poster

### **Review the Timeline**

- Giant Timeline

### **Tell the Bible Story**

- “People Welcomed Jesus as King” video
- Bible Story Picture Poster

### **Questions from Kids**

- “Unit 25, Session 1” questions from kids video

### **Missions Moment**

- “The Harrell Family in Mozambique” missions video
- world map

### **Key Passage Activity**

- Key Passage Poster
- “Raise Up (Deuteronomy 18:15)” song
- worship song of your choice (optional)
- brooms, 1 per team



**LOVE**

### **Review & Bible Skills**

- Small Group Timeline and Map Set
- world map



**LIVE**

### **Activity Choice (Option 1)**

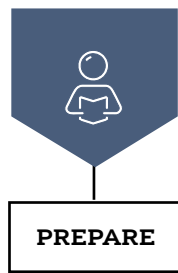
- beach balls, 1 per team
- laundry baskets, 1 per team

### **Activity Choice (Option 2)**

- Big Picture Question Poster
- index cards, 1 per kid

### **Journal and Prayer**

- Journal Page
- “All Mixed Up” activity page



PRIOR TO TEACHING THE SESSION

## GATHER Supplies

Keep a regular supply of the following items available at all times: Bibles, pens or pencils, markers, crayons, colored pencils, scissors, glue or tape, paper.



### Activity Page

- “Tricky Picture” activity page

### Session Starter (Option 1)

- waxed papers, 1 per kid



### Introduce the Session

- countdown video

### Big Picture Question

- Big Picture Question Poster

### Review the Timeline

- Giant Timeline

### Tell the Bible Story

- “Leaders Wanted to Trick Jesus” video
- Bible Story Picture Poster

### Questions from Kids

- “Unit 25, Session 2” questions from kids video

### Missions Moment

- “Brian Harrell Photos” printable

### Key Passage Activity

- Key Passage Poster
- “Raise Up (Deuteronomy 18:15)” song
- worship song of your choice (optional)
- coins, 1 per pair



### Review & Bible skills

- Small Group Timeline and Map Set
- world map



### Activity Choice (Option 1)

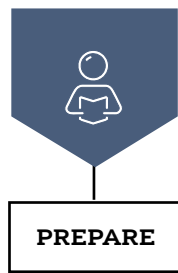
- white seashells, 1 per kid
- washable paints, several colors per table
- paintbrushes, 1 per kid
- cups of water, 1 per table

### Activity Choice (Option 2)

- Big Picture Question Poster

### Journal and Prayer

- Journal Page
- “What’s Jesus Like?” activity page



PRIOR TO TEACHING THE SESSION

## GATHER Supplies

Keep a regular supply of the following items available at all times: Bibles, pens or pencils, markers, crayons, colored pencils, scissors, glue or tape, paper.



### Activity Page

- “More than Meets the Eye” activity page

### Session Starter (Option 2)

- plastic cups, 8
- mud, coffee, or soda to stain the insides of a few cups
- sticky notes, 8



### Introduce the Session

- countdown video

### Big Picture Question

- Big Picture Question Poster

### Review the Timeline

- Giant Timeline

### Tell the Bible Story

- “Jesus Warned about Not Loving” video
- Bible Story Picture Poster
- dry erase board (optional)

### Questions from Kids

- “Unit 25, Session 3” questions from kids video

### Missions Moment

- “Going Where No One Was Telling about Jesus” missions video

### Key Passage Activity

- Key Passage Poster
- “Raise Up (Deuteronomy 18:15)” song
- worship song of your choice (optional)
- dry erase boards and markers, 2



### Review & Bible skills

- Small Group Timeline and Map Set
- world map



### Activity Choice (Option 2)

- Big Picture Question Poster

### Journal and Prayer

- Journal Page
- “Believe and Do” activity page



PRIOR TO TEACHING THE SESSION

## GATHER Supplies

Keep a regular supply of the following items available at all times: Bibles, pens or pencils, markers, crayons, colored pencils, scissors, glue or tape, paper.



**WELCOME**

### Activity Page

- “Talent Maze” activity page

### Session Starter (Option 1)

- dry erase board or poster paper
- dry erase marker



**LEARN**

### Introduce the Session

- countdown video

### Big Picture Question

- Big Picture Question Poster

### Review the Timeline

- Giant Timeline

### Tell the Bible Story

- “Jesus Warned about Not Acting” video
- Bible Story Picture Poster

### Questions from Kids

- “Unit 25, Session 4” questions from kids video

### Missions Moment

- “Sharing the Gospel in Remote Places” missions video

### Key Passage Activity

- Key Passage Poster
- “Raise Up (Deuteronomy 18:15)” song
- beanbags, 1 per group



**LOVE**

### Review & Bible skills

- Small Group Timeline and Map Set
- world map



**LIVE**

### Activity Choice (Option 1)

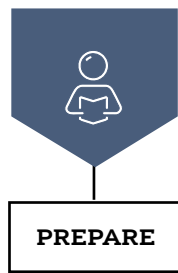
- diced fruits, 4–8 varieties
- bowls, 1 per fruit
- plastic skewers, 1 per kid
- paper plates, 1 per kid

### Activity Choice (Option 2)

- Big Picture Question Poster

### Journal and Prayer

- Journal Page
- “What Have I Been Given?” activity page



PRIOR TO TEACHING THE SESSION

## GATHER Supplies

Keep a regular supply of the following items available at all times: Bibles, pens or pencils, markers, crayons, colored pencils, scissors, glue or tape, paper.



**WELCOME**

### Activity Page

- “Words about the Word” activity page



**LEARN**

### Introduce the Session

- countdown video

### Big Picture Question

- Big Picture Question Poster

### Review the Timeline

- Giant Timeline

### Tell the Bible Story

- “Jesus Is Our Perfect Prophet” video
- Bible Story Picture Poster
- biblical clothes (optional)

### Questions from Kids

- “Unit 25, Session 5” questions from kids video

### Key Passage Activity

- Key Passage Poster
- “Raise Up (Deuteronomy 18:15)” song
- worship song of your choice (optional)



**LOVE**

### Review & Bible skills

- Small Group Timeline and Map Set
- world map



**LIVE**

### Activity Choice (Option 1)

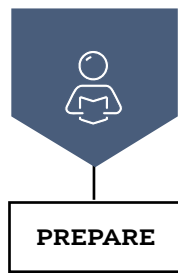
- “Umake Board” printable, 1 per pair
- coins, 3 per pair

### Activity Choice (Option 2)

- Big Picture Question Poster
- index cards, 3–5 per kid
- key rings, 1 per kid
- hole punches

### Journal and Prayer

- Journal Page
- “Who Was the Prophet?” activity page



PRIOR TO TEACHING THE SESSION

## GATHER Supplies

Keep a regular supply of the following items available at all times: Bibles, pens or pencils, markers, crayons, colored pencils, scissors, glue or tape, paper.



### Activity Page

- “Complete the Puzzle” activity page

### Session Starter (Option 2)

- plastic tablecloths, 1 per table
- clear plastic bottles with caps, 1 per group
- cups of water, 1 per group
- cups of vegetable oil, 1 per group
- vials of food color, 1 per group
- effervescent tablets, 1 per group



### Introduce the Session

- countdown video

### Big Picture Question

- Big Picture Question Poster

### Review the Timeline

- Giant Timeline

### Tell the Bible Story

- “Jesus Was Anointed” video
- Bible Story Picture Poster
- oil (optional)
- Old Testament Mediterranean Map (optional)

### Questions from Kids

- “Unit 26, Session 1” questions from kids video

### Missions Moment

- “Partner with Send Seattle” missions video

### Key Passage Activity

- Key Passage Poster
- “Gracious Father (Hebrews 4:15)” song
- worship song of your choice (optional)



### Review & Bible skills

- Small Group Timeline and Map Set
- world map



### Activity Choice (Option 1)

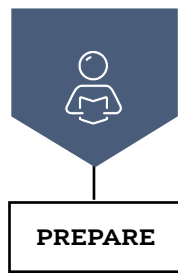
- “Seattle Photos” printable, 1 photo per kid
- blue watercolor paint, 1 per table
- cups of water, 1 per table
- paintbrushes, 1 per kid
- electrical tape

### Activity Choice (Option 2)

- Big Picture Question Poster
- index cards, 1 set per team

### Journal and Prayer

- Journal Page
- “How Can You Worship God?” activity page



PRIOR TO TEACHING THE SESSION

## GATHER Supplies

Keep a regular supply of the following items available at all times: Bibles, pens or pencils, markers, crayons, colored pencils, scissors, glue or tape, paper.



### Activity Page

- “What Is Different?” activity page

### Session Starter (Option 2)

- matzo bread
- cup of grape juice



### Introduce the Session

- countdown video

### Big Picture Question

- Big Picture Question Poster

### Review the Timeline

- Giant Timeline

### Tell the Bible Story

- “Jesus Shared a Last Meal” video
- Bible Story Picture Poster
- bread and grape juice (optional)

### Questions from Kids

- “Unit 26, Session 2” questions from kids video

### Missions Moment

- “Church Planting in Seattle” missions video

### Key Passage Activity

- Key Passage Poster
- “Gracious Father (Hebrews 4:15)” song
- worship song of your choice (optional)
- sticky notes



### Review & Bible skills

- Small Group Timeline and Map Set
- world map



### Activity Choice (Option 1)

- “Seattle Space Needle Photo” printable
- swim noodles, 2
- flying discs, 2

### Activity Choice (Option 2)

- Big Picture Question Poster
- hole punches, 1 per group
- strands of yarn, 1 per group

### Journal and Prayer

- Journal Page
- “The New Covenant” activity page



PRIOR TO TEACHING THE SESSION

## GATHER Supplies

Keep a regular supply of the following items available at all times: Bibles, pens or pencils, markers, crayons, colored pencils, scissors, glue or tape, paper.



**WELCOME**

### Activity Page

- “What Did Jesus Pray?” activity page



**LEARN**

### Introduce the Session

- countdown video

### Big Picture Question

- Big Picture Question Poster

### Review the Timeline

- Giant Timeline

### Tell the Bible Story

- “Jesus Was Arrested” video
- Bible Story Picture Poster

### Questions from Kids

- “Unit 26, Session 3” questions from kids video

### Missions Moment

- map of the United States

### Key Passage Activity

- Key Passage Poster
- “Gracious Father (Hebrews 4:15)” song
- worship song of your choice (optional)
- balloon



**LOVE**

### Review & Bible skills

- Small Group Timeline and Map Set
- world map



**LIVE**

### Activity Choice (Option 1)

- dry erase board
- dry erase marker

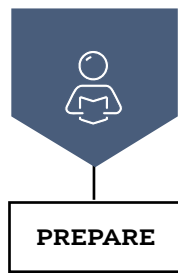
### Activity Choice (Option 2)

- Big Picture Question Poster
- brown craft paper

### Journal and Prayer

- Journal Page
- “Who’s Who?” activity page





PRIOR TO TEACHING THE SESSION

## GATHER Supplies

Keep a regular supply of the following items available at all times: Bibles, pens or pencils, markers, crayons, colored pencils, scissors, glue or tape, paper.



### Activity Page

- “Finish the Drawing” activity page

### Session Starter (Option 1)

- dry erase board
- dry erase marker

### Session Starter (Option 2)

- pennies
- cups, 1 per team



### Introduce the Session

- countdown video

### Big Picture Question

- Big Picture Question Poster

### Review the Timeline

- Giant Timeline

### Tell the Bible Story

- “Jesus Is Our Perfect Priest” video
- Bible Story Picture Poster

### Questions from Kids

- “Unit 26, Session 4” questions from kids video

### Missions Moment

- map of the United States

### Key Passage Activity

- Key Passage Poster
- “Gracious Father (Hebrews 4:15)” song
- worship song of your choice (optional)
- dry erase board
- dry erase marker



### Review & Bible skills

- Small Group Timeline and Map Set
- world map



### Activity Choice (Option 1)

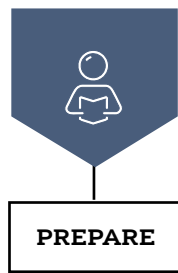
- water-filled bins, 1 per group
- scissors, 1 per group
- cardstock, 1 per group
- craft sticks, 10–12 per group
- empty water bottles, 2 per group

### Activity Choice (Option 2)

- Big Picture Question Poster

### Journal and Prayer

- Journal Page
- “Jesus Is the Better Priest” activity page



PRIOR TO TEACHING THE SESSION

## GATHER Supplies

Keep a regular supply of the following items available at all times: Bibles, pens or pencils, markers, crayons, colored pencils, scissors, glue or tape, paper.



### Activity Page

- “What’s a Substitute?” activity page

### Session Starter (Option 1)

- yellow construction paper, 1 per group
- white construction paper, 1 per group
- brown, construction paper, 1 per group

### Session Starter (Option 2)

- jar of play dough, 1 per pair



### Introduce the Session

- countdown video

### Big Picture Question

- Big Picture Question Poster

### Review the Timeline

- Giant Timeline

### Tell the Bible Story

- “Jesus Was Put on Trial” video
- Bible Story Picture Poster

### Questions from Kids

- “Unit 27, Session 1” questions from kids video

### Missions Moment

- “Luther Rice Life and Mission” missions video

### Key Passage Activity

- Key Passage Poster
- “To the Lamb Forever and Ever (Revelation 5:13)” song
- worship song of your choice (optional)
- cardstock, 1 per kid
- plastic bags, 1 per kid



### Review & Bible skills

- Small Group Timeline and Map Set
- world map



### Activity Choice (Option 1)

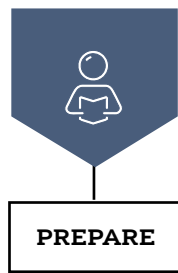
- poster paper or dry erase board
- dry erase marker

### Activity Choice (Option 2)

- Big Picture Question Poster

### Journal and Prayer

- Journal Page
- “How Did It Happen?” activity page



PRIOR TO TEACHING THE SESSION

## GATHER Supplies

Keep a regular supply of the following items available at all times: Bibles, pens or pencils, markers, crayons, colored pencils, scissors, glue or tape, paper.



### Activity Page

- “Amazing Sacrifice” activity page

### Session Starter (Option 2)

- plastic tablecloths, 1 per table
- plastic cups filled with water, 1 per table
- watercolor paints, 1 per kid
- paintbrushes, 1 per kid
- painter’s tape



### Introduce the Session

- countdown video

### Big Picture Question

- Big Picture Question Poster

### Review the Timeline

- Giant Timeline

### Tell the Bible Story

- “Jesus Was Crucified” video
- Bible Story Picture Poster
- picture of a crown of thorns (optional)

### Questions from Kids

- “Unit 27, Session 2” questions from kids video

### Missions Moment

- “Luther Rice Silhouette” printable

### Key Passage Activity

- Key Passage Poster
- “To the Lamb Forever and Ever (Revelation 5:13)” song
- worship song of your choice (optional)



### Review & Bible skills

- Small Group Timeline and Map Set
- world map



### Activity Choice (Option 1)

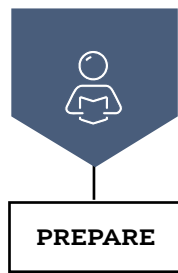
- “Horse Head Silhouette” printable, 1 per kid
- glow in the dark markers
- craft sticks, 1 per kid
- flashlight

### Activity Choice (Option 2)

- Big Picture Question Poster
- The Gospel: God’s Plan For Us Poster

### Journal and Prayer

- Journal Page
- “Bible Verse Match” activity page



PRIOR TO TEACHING THE SESSION

## GATHER Supplies

Keep a regular supply of the following items available at all times: Bibles, pens or pencils, markers, crayons, colored pencils, scissors, glue or tape, paper.



### Activity Page

- “He Is Risen Word Search” activity page

### Session Starter (Option 1)

- dry erase board and marker

### Session Starter (Option 2)

- blankets, 2



### Introduce the Session

- countdown video

### Big Picture Question

- Big Picture Question Poster

### Review the Timeline

- Giant Timeline

### Tell the Bible Story

- “Jesus Was Raised” video
- Bible Story Picture Poster
- brown craft paper (optional)

### Questions from Kids

- “Unit 27, Session 3” questions from kids video

### Missions Moment

- “Luther Rice Silhouette” printable

### Key Passage Activity

- Key Passage Poster
- “To the Lamb Forever and Ever (Revelation 5:13)” song
- worship song of your choice (optional)



### Review & Bible skills

- Small Group Timeline and Map Set
- world map



### Activity Choice (Option 1)

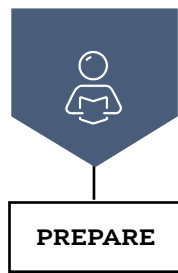
- world map
- stickers, 1 per kid

### Activity Choice (Option 2)

- Big Picture Question Poster
- pictures of a cross, a crown of thorns, a red robe, nails, a tomb, a white folded cloth, and a king’s crown; 1 set per team
- index cards, 7 per team

### Journal and Prayer

- Journal Page
- “Ours in Jesus” activity page



PRIOR TO TEACHING THE SESSION

## GATHER Supplies

Keep a regular supply of the following items available at all times: Bibles, pens or pencils, markers, crayons, colored pencils, scissors, glue or tape, paper.



**WELCOME**

### Activity Page

- “Find the Crowns” activity page

### Session Starter (Option 1)

- shallow bowls, 1 per group
- cup of whole milk, 1 per group
- small cups of dish soap, 1 per group
- cotton swabs, 1 per group
- four bottles of food color, 1 set per group

### Session Starter (Option 2)

- plastic cups, 25–30 per group
- plastic trays, 1 per group



**LEARN**

### Introduce the Session

- countdown video

### Big Picture Question

- Big Picture Question Poster

### Review the Timeline

- Giant Timeline

### Tell the Bible Story

- “Jesus Is Our Perfect King” video
- Bible Story Picture Poster
- letter (optional)

### Questions from Kids

- “Unit 27, Session 4” questions from kids video

### Missions Moment

- “Luther Rice Silhouette” printable

### Key Passage Activity

- Key Passage Poster
- “To the Lamb Forever and Ever (Revelation 5:13)” song
- worship song of your choice (optional)



**LOVE**

### Review & Bible skills

- Small Group Timeline and Map Set
- world map



**LIVE**

### Activity Choice (Option 1)

- note cards, 1 per kid
- stamped envelopes, 1 per kid

### Activity Choice (Option 2)

- Big Picture Question Poster

### Journal and Prayer

- Journal Page
- “Our Perfect King” activity page