



**PREPARE**

PRIOR TO TEACHING THE SESSION

## GATHER Supplies

Keep a regular supply of the following items available at all times: Bibles, pens or pencils, markers, crayons, colored pencils, scissors, glue or tape, paper.



**WELCOME**

### Activity Page

- ☐ “Complete the Message” activity page

### Session Starter (Option 1)

- ☐ bedsheet

### Session Starter (Option 2)

- ☐ dry erase board
- ☐ dry erase markers, 4



**LEARN**

### Introduce the Session

- ☐ countdown video

### Big Picture Question

- ☐ Big Picture Question Poster

### Review the Timeline

- ☐ Giant Timeline

### Tell the Bible Story

- ☐ “Jesus Calmed a Storm” video
- ☐ Bible Story Picture Poster
- ☐ fan, poster board, spray bottle (optional)

### Questions from Kids

- ☐ “Unit 22, Session 1” questions from kids video

### Missions Moment

- ☐ “North Africa and Middle East Intro” missions video
- ☐ world map

### Key Passage Activity

- ☐ Key Passage Poster
- ☐ “No One (John 1:18)” song
- ☐ worship song of your choice (optional)
- ☐ bedsheets, 2
- ☐ index cards



**LOVE**

### Review & Bible Skills

- ☐ Small Group Timeline and Map Set
- ☐ world map



**LIVE**

### Activity Choice (Option 1)

- ☐ “Dust Storm in Sudan Photo” printable
- ☐ empty water bottle with cap
- ☐ clear glue
- ☐ water
- ☐ metallic paint

### Activity Choice (Option 2)

- ☐ Big Picture Question Poster

### Journal and Prayer

- ☐ Journal Page
- ☐ “Before and After” activity page



## PRIOR TO TEACHING THE SESSION

### GATHER Supplies

Keep a regular supply of the following items available at all times: Bibles, pens or pencils, markers, crayons, colored pencils, scissors, glue or tape, paper.



#### Activity Page

- ☐ “Find Jesus” activity page

#### Session Starter (Option 1)

- ☐ large towels, 1 per group

#### Session Starter (Option 2)

- ☐ bandannas, 1 per pair
- ☐ invisible UV blacklight marker
- ☐ blacklight
- ☐ baby wipes



#### Introduce the Session

- ☐ countdown video

#### Big Picture Question

- ☐ Big Picture Question Poster

#### Review the Timeline

- ☐ Giant Timeline

#### Tell the Bible Story

- ☐ “Jesus Healed and Forgave” video
- ☐ Bible Story Picture Poster
- ☐ New Testament Israel Map (optional)

#### Questions from Kids

- ☐ “Unit 22, Session 2” questions from kids video

#### Missions Moment

- ☐ “North Africa and Middle East Map” printable

#### Key Passage Activity

- ☐ Key Passage Poster
- ☐ “No One (John 1:18)” song
- ☐ worship song of your choice (optional)
- ☐ flashlights, 1 per kid



#### Review & Bible skills

- ☐ Small Group Timeline and Map Set
- ☐ world map



#### Activity Choice (Option 1)

- ☐ coffee beans, 2 or 3 different types
- ☐ cups, 2 or 3

#### Activity Choice (Option 2)

- ☐ Big Picture Question Poster
- ☐ dead plant
- ☐ live plant

#### Journal and Prayer

- ☐ Journal Page
- ☐ “Fill in the Mats” activity page



## PRIOR TO TEACHING THE SESSION

### **GATHER** Supplies

Keep a regular supply of the following items available at all times: Bibles, pens or pencils, markers, crayons, colored pencils, scissors, glue or tape, paper.



#### **Activity Page**

- ☐ “Spot the Differences” activity page



#### **Introduce the Session**

- ☐ countdown video

#### **Big Picture Question**

- ☐ Big Picture Question Poster

#### **Review the Timeline**

- ☐ Giant Timeline

#### **Tell the Bible Story**

- ☐ “Jesus Healed Sickness” video
- ☐ Bible Story Picture Poster

#### **Questions from Kids**

- ☐ “Unit 22, Session 3” questions from kids video

#### **Missions Moment**

- ☐ “North African Missions” missions video

#### **Key Passage Activity**

- ☐ Key Passage Poster
- ☐ “No One (John 1:18)” song
- ☐ worship song of your choice (optional)
- ☐ cardstock, 1 per kid



#### **Review & Bible skills**

- ☐ Small Group Timeline and Map Set
- ☐ world map



#### **Activity Choice (Option 1)**

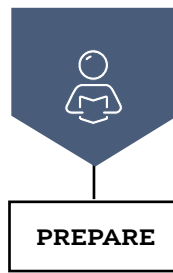
- ☐ bins, 3 or 4
- ☐ rice, 3 or 4 bags
- ☐ red marker
- ☐ trays, 3 or 4

#### **Activity Choice (Option 2)**

- ☐ blank greeting cards with envelopes
- ☐ stamps

#### **Journal and Prayer**

- ☐ Journal Page
- ☐ “Give It to Jesus” activity page



## PRIOR TO TEACHING THE SESSION

### GATHER Supplies

Keep a regular supply of the following items available at all times: Bibles, pens or pencils, markers, crayons, colored pencils, scissors, glue or tape, paper.



#### Activity Page

- ☐ "Jesus Meets Our Needs" activity page

#### Session Starter (Option 1)

- ☐ slice of bread

#### Session Starter (Option 2)

- ☐ sticky notes, 4 per group



#### Introduce the Session

- ☐ countdown video

#### Big Picture Question

- ☐ Big Picture Question Poster

#### Review the Timeline

- ☐ Giant Timeline

#### Tell the Bible Story

- ☐ "Jesus Fed Many People" video
- ☐ Bible Story Picture Poster

#### Questions from Kids

- ☐ "Unit 22, Session 4" questions from kids video

#### Missions Moment

- ☐ "A Moment of Vast Opportunity" missions video

#### Key Passage Activity

- ☐ Key Passage Poster
- ☐ "No One (John 1:18)" song
- ☐ worship song of your choice (optional)
- ☐ beanbags, 1 per team



#### Review & Bible skills

- ☐ Small Group Timeline and Map Set
- ☐ world map



#### Activity Choice (Option 1)

- ☐ "North Africa Photos" printable
- ☐ sheets of poster board, 4
- ☐ dry erase board and marker (optional)

#### Activity Choice (Option 2)

- ☐ cardstock, 1 per kid
- ☐ key rings, 1 per kid
- ☐ hole punch

#### Journal and Prayer

- ☐ Journal Page
- ☐ "Satisfied in Jesus" activity page



PRIOR TO TEACHING THE SESSION

## GATHER Supplies

Keep a regular supply of the following items available at all times: Bibles, pens or pencils, markers, crayons, colored pencils, scissors, glue or tape, paper.



### WELCOME

#### Activity Page

- ☐ “Jesus’ Miracles” activity page

#### Session Starter (Option 2)

- ☐ index cards, 1 per kid



### LEARN

#### Introduce the Session

- ☐ countdown video

#### Big Picture Question

- ☐ Big Picture Question Poster

#### Review the Timeline

- ☐ Giant Timeline

#### Tell the Bible Story

- ☐ “Jesus’ Miracles Prove He Is God” video
- ☐ Bible Story Picture Poster

#### Questions from Kids

- ☐ “Unit 22, Session 5” questions from kids video

#### Key Passage Activity

- ☐ Key Passage Poster
- ☐ “No One (John 1:18)” song
- ☐ worship song of your choice (optional)
- ☐ timer



### LOVE

#### Review & Bible skills

- ☐ Small Group Timeline and Map Set
- ☐ world map



### LIVE

#### Activity Choice (Option 1)

- ☐ radio

#### Activity Choice (Option 2)

- ☐ Big Picture Question Poster
- ☐ brown craft paper

#### Journal and Prayer

- ☐ Journal Page
- ☐ “Three in One” activity page



## PRIOR TO TEACHING THE SESSION

### GATHER Supplies

Keep a regular supply of the following items available at all times: Bibles, pens or pencils, markers, crayons, colored pencils, scissors, glue or tape, paper.



#### Activity Page

- ☐ “Light It Up” activity page

#### Session Starter (Option 1)

- ☐ ribbon awards, 1 per kid

#### Session Starter (Option 2)

- ☐ tablecloths
- ☐ clear jars, 1 per group
- ☐ water, 1 bottle per group
- ☐ food coloring, 1 bottle per group
- ☐ vegetable oil, 1 cup per group
- ☐ salt shakers, 1 per group
- ☐ flashlights, 1 per group



#### Introduce the Session

- ☐ countdown video

#### Big Picture Question

- ☐ Big Picture Question Poster

#### Review the Timeline

- ☐ Giant Timeline

#### Tell the Bible Story

- ☐ “Jesus Taught about Character” video
- ☐ Bible Story Picture Poster

#### Questions from Kids

- ☐ “Unit 23, Session 1” questions from kids video

#### Missions Moment

- ☐ “Amer and Victoria Safadi” missions video

#### Key Passage Activity

- ☐ Key Passage Poster
- ☐ “Yours (1 Chronicles 29:11)” song
- ☐ worship song of your choice (optional)
- ☐ ball



#### Review & Bible skills

- ☐ Small Group Timeline and Map Set
- ☐ world map



#### Activity Choice (Option 1)

- ☐ empty tissue boxes, 1 per kid
- ☐ construction paper
- ☐ stickers

#### Activity Choice (Option 2)

- ☐ boxes, 4
- ☐ gross items such as dirty socks, trash, or rotten fruit; 4
- ☐ wrapping paper
- ☐ bows

#### Journal and Prayer

- ☐ Journal Page
- ☐ “Match It!” activity page



## PRIOR TO TEACHING THE SESSION

### GATHER Supplies

Keep a regular supply of the following items available at all times: Bibles, pens or pencils, markers, crayons, colored pencils, scissors, glue or tape, paper.



#### WELCOME

**Activity Page**

- ☐ “True or False” activity page

**Session Starter (Option 1)**

- ☐ dry erase board and marker

**Session Starter (Option 2)**

- ☐ index cards, 10



#### LEARN

**Introduce the Session**

- ☐ countdown video

**Big Picture Question**

- ☐ Big Picture Question Poster

**Review the Timeline**

- ☐ Giant Timeline

**Tell the Bible Story**

- ☐ “Jesus Taught about Behavior” video
- ☐ Bible Story Picture Poster

**Questions from Kids**

- ☐ “Unit 23, Session 2” questions from kids video

**Missions Moment**

- ☐ “Safadi Family Photos” printable

**Key Passage Activity**

- ☐ Key Passage Poster
- ☐ “Yours (1 Chronicles 29:11)” song
- ☐ worship song of your choice (optional)
- ☐ sticky notes



#### LOVE

**Review & Bible skills**

- ☐ Small Group Timeline and Map Set
- ☐ world map



#### LIVE

**Activity Choice (Option 1)**

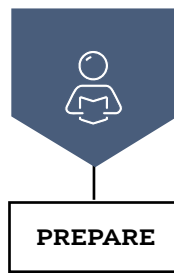
- ☐ world map
- ☐ sticky notes, 1 per kid

**Activity Choice (Option 2)**

- ☐ Big Picture Question Poster

**Journal and Prayer**

- ☐ Journal Page
- ☐ “Kingdom Word Search” activity page



## PRIOR TO TEACHING THE SESSION

### GATHER Supplies

Keep a regular supply of the following items available at all times: Bibles, pens or pencils, markers, crayons, colored pencils, scissors, glue or tape, paper.



#### Activity Page

- ☐ "Decode the Message" activity page



#### Introduce the Session

- ☐ countdown video

#### Big Picture Question

- ☐ Big Picture Question Poster

#### Review the Timeline

- ☐ Giant Timeline

#### Tell the Bible Story

- ☐ "Jesus Taught about God's Love" video
- ☐ Bible Story Picture Poster
- ☐ robe (optional)
- ☐ party blowers, 1 per kid (optional)

#### Questions from Kids

- ☐ "Unit 23, Session 3" questions from kids video

#### Missions Moment

- ☐ "Safadi Family Photos" printable

#### Key Passage Activity

- ☐ Key Passage Poster
- ☐ "Yours (1 Chronicles 29:11)" song
- ☐ worship song of your choice (optional)



#### Review & Bible skills

- ☐ Small Group Timeline and Map Set
- ☐ world map



#### Activity Choice (Option 1)

- ☐ foam sheets or poster board, 1 per kid
- ☐ "Foam Finger Template" printable, 1 per kid

#### Activity Choice (Option 2)

- ☐ balloons, 2 or 3 per kid
- ☐ permanent markers, 1 per kid
- ☐ balloon decorating strip
- ☐ painter's tape

#### Journal and Prayer

- ☐ Journal Page
- ☐ "Lost and Found" activity page





## PRIOR TO TEACHING THE SESSION

### GATHER Supplies

Keep a regular supply of the following items available at all times: Bibles, pens or pencils, markers, crayons, colored pencils, scissors, glue or tape, paper.



#### Activity Page

- ☐ “Kingdom Riddles” activity page

#### Session Starter (Option 1)

- ☐ play dough, 1 per kid

#### Session Starter (Option 2)

- ☐ mustard seeds
- ☐ yeast
- ☐ loaf of bread
- ☐ picture of a mustard tree
- ☐ cups, 2



#### Introduce the Session

- ☐ countdown video

#### Big Picture Question

- ☐ Big Picture Question Poster

#### Review the Timeline

- ☐ Giant Timeline

#### Tell the Bible Story

- ☐ “Jesus Taught about God’s Kingdom” video
- ☐ Bible Story Picture Poster
- ☐ Bible props (optional)

#### Questions from Kids

- ☐ “Unit 23, Session 4” questions from kids video

#### Missions Moment

- ☐ “Michael and Traci Byrd” missions video

#### Key Passage Activity

- ☐ Key Passage Poster
- ☐ “Yours (1 Chronicles 29:11)” song
- ☐ worship song of your choice (optional)
- ☐ dry erase board
- ☐ dry erase marker



#### Review & Bible skills

- ☐ Small Group Timeline and Map Set
- ☐ world map



#### Activity Choice (Option 1)

- ☐ various colors of construction paper, several per kid

#### Activity Choice (Option 2)

- ☐ Big Picture Question Poster

#### Journal and Prayer

- ☐ Journal Page
- ☐ “Every Kind of Fish” activity page



## PRIOR TO TEACHING THE SESSION

### GATHER Supplies

Keep a regular supply of the following items available at all times: Bibles, pens or pencils, markers, crayons, colored pencils, scissors, glue or tape, paper.



#### Activity Page

- ☐ “What Doesn’t Belong?” activity page

#### Session Starter (Option 2)

- ☐ paper plates, 1 per team
- ☐ paper cups, 1 per team
- ☐ plastic forks, 1 per team
- ☐ plastic spoons, 1 per team
- ☐ plastic knives, 1 per team
- ☐ placemats, 1 per team
- ☐ napkins, 1 per team



#### Introduce the Session

- ☐ countdown video

#### Big Picture Question

- ☐ Big Picture Question Poster

#### Review the Timeline

- ☐ Giant Timeline

#### Tell the Bible Story

- ☐ “We Are Part of God’s Kingdom” video
- ☐ Bible Story Picture Poster
- ☐ dirty robe (optional)

#### Questions from Kids

- ☐ “Unit 23, Session 5” questions from kids video

#### Missions Moment

- ☐ “Byrd Family and St. Louis Photos” printable

#### Key Passage Activity

- ☐ Key Passage Poster
- ☐ “Yours (1 Chronicles 29:11)” song
- ☐ worship song of your choice (optional)
- ☐ table tennis ball



#### Review & Bible skills

- ☐ Small Group Timeline and Map Set
- ☐ world map



#### Activity Choice (Option 1)

- ☐ aluminum foil sheets, 1 per group
- ☐ chenille craft stems, 5–10 per group
- ☐ cardstock, 1 per group

#### Activity Choice (Option 2)

- ☐ Big Picture Question Poster

#### Journal and Prayer

- ☐ Journal Page
- ☐ “Invite to the Kingdom” activity page



## PRIOR TO TEACHING THE SESSION

### GATHER Supplies

Keep a regular supply of the following items available at all times: Bibles, pens or pencils, markers, crayons, colored pencils, scissors, glue or tape, paper.



#### Activity Page

- ☐ “Read All about It!” activity page

#### Session Starter (Option 2)

- ☐ brown paper bag
- ☐ hidden object such as a fruit, toy, or tool



#### Introduce the Session

- ☐ countdown video

#### Big Picture Question

- ☐ Big Picture Question Poster

#### Review the Timeline

- ☐ Giant Timeline

#### Tell the Bible Story

- ☐ “Jesus Knew He Would Be Rejected” video
- ☐ Bible Story Picture Poster

#### Questions from Kids

- ☐ “Unit 24, Session 1” questions from kids video

#### Missions Moment

- ☐ “Bagby Photo” printable
- ☐ world map

#### Key Passage Activity

- ☐ Key Passage Poster
- ☐ “He Was Despised (Isaiah 53:3)” song
- ☐ worship song of your choice (optional)



#### Review & Bible skills

- ☐ Small Group Timeline and Map Set
- ☐ world map



#### Activity Choice (Option 1)

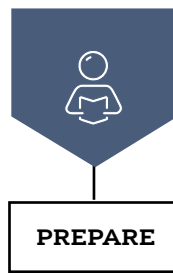
- ☐ bandannas, 1 per kid

#### Activity Choice (Option 2)

- ☐ Big Picture Question Poster
- ☐ dry erase board
- ☐ dry erase marker

#### Journal and Prayer

- ☐ Journal Page
- ☐ “Retell the Story” activity page



## PRIOR TO TEACHING THE SESSION

### GATHER Supplies

Keep a regular supply of the following items available at all times: Bibles, pens or pencils, markers, crayons, colored pencils, scissors, glue or tape, paper.



#### WELCOME

##### Activity Page

- ☐ “Raised to Life!” activity page

##### Session Starter (Option 2)

- ☐ single pantyhose, 1 stocking per kid
- ☐ oranges, 1 per kid
- ☐ cups, 1 per pair
- ☐ stones, 1 per pair



#### LEARN

##### Introduce the Session

- ☐ countdown video

##### Big Picture Question

- ☐ Big Picture Question Poster

##### Review the Timeline

- ☐ Giant Timeline

##### Tell the Bible Story

- ☐ “Jesus Raised Lazarus” video
- ☐ Bible Story Picture Poster
- ☐ index cards, 1 per kid(optional)

##### Questions from Kids

- ☐ “Unit 24, Session 2” questions from kids video

##### Missions Moment

- ☐ “Anne Bagby” missions video

##### Key Passage Activity

- ☐ Key Passage Poster
- ☐ “He Was Despised (Isaiah 53:3) song
- ☐ worship song of your choice (optional)
- ☐ sticky notes



#### LOVE

##### Review & Bible skills

- ☐ Small Group Timeline and Map Set
- ☐ world map



#### LIVE

##### Activity Choice (Option 1)

- ☐ black construction paper, 1 per kid
- ☐ white chalk, 1 per kid

##### Activity Choice (Option 2)

- ☐ paperclips, 1 per group
- ☐ 4-inch strings, 1 length per group
- ☐ strong magnets, 1 per group

##### Journal and Prayer

- ☐ Journal Page
- ☐ “Order the Events” activity page



## PRIOR TO TEACHING THE SESSION

### GATHER Supplies

Keep a regular supply of the following items available at all times: Bibles, pens or pencils, markers, crayons, colored pencils, scissors, glue or tape, paper.



#### WELCOME

##### Activity Page

- ☐ “Prepare for Battle Crossword” activity page

##### Session Starter (Option 2)

- ☐ various items such as empty water bottles, large brown paper bags, strips of cardstock, cardboard, yarn, and paper bowls, 3 per group



#### LEARN

##### Introduce the Session

- ☐ countdown video

##### Big Picture Question

- ☐ Big Picture Question Poster

##### Review the Timeline

- ☐ Giant Timeline

##### Tell the Bible Story

- ☐ “The World Is Against God” video
- ☐ Bible Story Picture Poster
- ☐ dry erase board and marker (optional)

##### Questions from Kids

- ☐ “Unit 24, Session 3” questions from kids video

##### Missions Moment

- ☐ “Bagby Photo” printable

##### Key Passage Activity

- ☐ Key Passage Poster
- ☐ “He Was Despised (Isaiah 53:3)” song
- ☐ worship song of your choice (optional)



#### LOVE

##### Review & Bible skills

- ☐ Small Group Timeline and Map Set
- ☐ world map



#### LIVE

##### Activity Choice (Option 1)

- ☐ white paper plates, 1 per kid
- ☐ various colors of tissue paper, 3–4 per kid

##### Activity Choice (Option 2)

- ☐ oranges, 1 per group
- ☐ bowls, 1 per group
- ☐ water

##### Journal and Prayer

- ☐ Journal Page
- ☐ “Dress for Battle!” activity page